



UK Plant and Fleet Specifications

2025

Balfour Beatty

Plant Specification Index

Document No	Description	Issue Date	Version	Comments
HSF-SP-0046A	10-32ft Site Accommodation Unit	01/09/2021	4.1	<p>V1.0 04/04/16 New BB Document</p> <p>v2.0 01/01/17 Available for Implementation</p> <p>V3.0 01/01/17</p> <p>Grammar amendments</p> <p>“Thermostatically controlled heaters” changed to “Thermostatically controlled heating system”</p> <p>Peak load management system (from 2018).</p> <p>V4.0 13/01/20</p> <p>Smoke Detectors removed</p> <p>Emergency lighting added to 32’ units</p> <p>Cleaners cupboard added</p> <p>Dehumidifier drying system added in drying rooms</p> <p>Added - Must be compliant with Fire Alarm Systems BS5389-1 category L3 minimum</p> <p>Added fixed electrical installation test certificate.</p> <p>Changed 65 amp to 32 amp socket</p> <p>Removed electrical test certificate and included electrical test label</p> <p>Updated contact number</p> <p>Staircase added</p> <p>Peak load management system moved from additional options to plant – specific</p> <p>01/09/21 v4.1 New template format</p> <p>Added – “B” Rated EPC option</p>
HSF-SP-0046B	Mobile Unit 10-24'	01/09/2021	3.1	<p>V1.0 04/04/16 New BB Document.</p> <p>V2.0 01/01/17 Available for implementation</p> <p>V3.0 13/01/20</p> <p>Lighting board added</p> <p>Grammar amendments</p> <p>“Thermostatically controlled heaters” changed to “Thermostatically controlled heating system”</p> <p>“1 x Shuttered Window” changed to “Minimum of 1 x Shuttered Window</p>

Document No	Description	Issue Date	Version	Comments
				V3.1 01/09/21 New template format
HSF-SP-0046C	Mobile Welfare Unit	01/12/2022	4.2	<p>V1.0 04/04/16 New BB Document</p> <p>V2.0 01/01/17 Available for implementation</p> <p>V3.0 01/08/17 Grammar amendments "Thermostatically controlled heaters" changed to "Thermostatically controlled heating system"</p> <p>"1 x Shuttered Window" changed to "Minimum of 1 x Shuttered Window"</p> <p>Microwave & Kettle added "(hard wired)"</p> <p>24/12v Lighting board added</p> <p>V4.0 13/01/20</p> <p>Live tracking system added</p> <p>Networked communications system added</p> <p>V4.1 01/09/21 New template format</p> <p>IP rated touch screen TV module added to Additional Options</p> <p>V4.2 01/12/22 Corrected omitted items following templates change last year</p>
HSF-SP-0046D	Static Welfare Unit	01/09/2021	4.1	<p>V1.0 04/04/16 New BB Document</p> <p>V2.0 01/01/17 Available fro implementation</p> <p>V3.0 01/08/17 Grammar amendments "Thermostatically controlled heaters" changed to "Thermostatically controlled heating system"</p> <p>Microwave & Kettle added "(hard wired)"</p> <p>V4.0 13/01/20 electrical test label on electric board added</p> <p>32 amp external isolator switch replaces 65 amp</p> <p>Peak load management system added to plant-specific</p> <p>V4.1 01/09/21 New template format</p>
HSF-SP-0046E	Container/Lock up	01/09/2021	3.1	<p>V1.0 04/04/16 New BB Document</p> <p>V2.0 01/01/17 Available for implementation</p> <p>V3.0 01/08/17 Plant Specific (10 days' notice required) added</p> <p>Additional Options</p> <p>"Internal racking with specified SWL" added</p> <p>"Internal racking with specified SWL" added</p> <p>V3.1 01/09/21 New template format</p>

Document No	Description	Issue Date	Version	Comments
HSF-SP-0046F	Toilet/Shower Unit	01/03/2024	4.2	<p>V1.0 04/04/16 New BB Document</p> <p>V2.0 01/01/17 Available for implementation</p> <p>V3.0 01/08/2017</p> <p>Grammar changes</p> <p>V4.0 13/01/20</p> <p>Smoke Detectors removed</p> <p>Added - Must be compliant with Fire Alarm Systems BS5389-1 category L3 minimum</p> <p>Added fixed electrical installation test certificate.</p> <p>Changed 65 amp to 32 amp socket</p> <p>Removed electrical test certificate and included electrical test label</p> <p>Updated contact number</p> <p>“Thermostatically controlled heaters” changed to “Thermostatically controlled heating system”</p> <p>Peak load management system added</p> <p>V4.1 01/09/21 New template format</p> <p>V4.2 01/03/24 Added requirement for hygiene bins</p>
HSF-SP-0046G	Portable Chemical Toilet	01/09/2021	3.1	<p>V1.0 04/04/16 New BB Document</p> <p>V2.0 01/01/17 Available for implementation</p> <p>V3.0 13/01/20</p> <p>Solar powered and air lift frame added</p> <p>V3.1 01/09/21 New template format</p>
HSF-SP-0046H	Mini Excavator	01/12/2024	3.2	<p>V1.0 04/04/16 New BB Document</p> <p>V2.0 01/01/17 Available for implementation</p> <p>V3.0 13/01/20</p> <p>Moved In Cab quick hitch alam from additional options to mandatory requirements</p> <p>If used adjacent to live traffic: Must be fitted with slew restrictors that meet the requirements of BS EN 13849 added</p> <p>In Cab quick hitch alarm deleted from additional options</p> <p>Human form recognition anti-collision system and Height & slew restrictors that meet the requirements of BS EN 13849 added to additional options</p> <p>V3.1 01/09/21 New template format</p> <p>Added – Battery powered in Core requirements</p>

Document No	Description	Issue Date	Version	Comments
				V3.2 01/12/24 Requirements added to keep variable tracks at full width unless transiting via restricted openings
HSF-SP-0046I	Public Highway Plant Trailer	01/09/2021	2.1	V1.0 04/04/16 New BB Document V2.0 01/01/17 Available for implementation V2.1 01/09/21 New template format
HSF-SP-0046J	180° Wheeled Excavator/Loader	01/08/2024	5.1	V1.0 04/04/16 New BB Document V2.0 01/01/17 Available for implementation V3.0 13/01/20 Updated visibility requirement: - A camera system that can give the operator a min 270° view where it cannot be achieved directly by line of sight – preferably a system with collision avoidance capability Moved In Cab quick hitch alarm from additional options to mandatory requirements If used adjacent to live traffic: Must be fitted with slew restrictors that meet the requirements of BS EN 13849 added 360° “Birdseye view” camera system and In Cab quick hitch alarm deleted from additional options Human form recognition anti-collision system and Height & slew restrictors that meet the requirements of BS EN 13849 added to additional option V3.1 01/11/21 new template V4.0 01/11/23 Inclusion of HFR requirement V5.0 01/06/24 Inclusion of HFR Camera requirement V5.1 01/08/24 Removal of HFR Camera requirement
HSF-SP-0046K	360° Tracked Excavator	01/06/2024	5.0	V1.0 04/04/16 New BB Document V2.0 Available for implementation V3.0 13/01/20 Updated visibility requirement: - A camera system that can give the operator a min 270° view where it cannot be achieved directly by line of sight – preferably a system with collision avoidance capability Moved In Cab quick hitch alarm from additional options to mandatory requirements

Document No	Description	Issue Date	Version	Comments
				<p>If used adjacent to live traffic: Must be fitted with slew restrictors that meet the requirements of BS EN 13849 added 360° "Birdseye view" camera system and In Cab quick hitch alarm deleted from additional options</p> <p>Human form recognition anti-collision system and Height & slew restrictors that meet the requirements of BS EN 13849 added to additional options</p> <p>V3.1 01/09/21 New template format</p> <p>V4.0 01/11/23 Inclusion of HFR requirement</p> <p>V5.0 01/06/24 Inclusion of HFR Camera requirement</p>
HSF-SP-0046L	360° Wheeled Excavator	01/06/2024	5.0	<p>V1.0 New BB Document</p> <p>V2.0 01/01/17 Available for implementation</p> <p>V3.0 13/01/20</p> <p>Updated visibility requirement: - A camera system that can give the operator a min 270° view where it cannot be achieved directly by line of sight – preferably a system with collision avoidance capability</p> <p>Moved In Cab quick hitch alarm from additional options to mandatory requirements</p> <p>If used adjacent to live traffic: Must be fitted with slew restrictors that meet the requirements of BS EN 13849 added 360° "Birdseye view" camera system and In Cab quick hitch alarm deleted from additional options</p> <p>Human form recognition anti-collision system and Height & slew restrictors that meet the requirements of BS EN 13849 added to additional options</p> <p>V3.1 01/09/21 New template format</p> <p>V4.0 01/11/23 Inclusion of HFR requirement</p> <p>V5.0 01/06/24 Inclusion of HFR Camera requirement</p>
HSF-SP-0046M	Vacuum Excavator	01/04/2024	3.2	<p>V1.0 04/04/16 New BB Document</p> <p>V2.0 01/01/17 Available for implementation</p> <p>V3.0 01/03/18 All competencies added for main operator and secondary operator for driving and operating</p> <p>Added requirement for compliance with HSES-RM-0018a.</p>

Document No	Description	Issue Date	Version	Comments
				Added Working at Height training and SSOW requirements. V3.1 01/09/21 New template format V3.2 01/04/24 Change to Core Requirements, added no dig tool requirements, added slew restrictor requirement, revised operator competency requirement and added on board weighing system in additional options
HSF-SP-0046N	Excavator Accessories & Attachments	01/09/2021	3.1	V1.0 04/04/16 New BB Document V2.0 01/01/17 Available for implementation V3.0 6/07/20 1. Core requirements updated with examples, 2. Operator instructions must be supplied with the machine, 3. Images updated, 4. All accessories must be clearly marked as compatible with the machine including quick hitches, 5. Must be used at least 10m away from any watercourses or drainage systems, 6. Stability test requirements added, 7. Burst hoses and contamination of watercourses added to risks, 8. Do not exceed maximum gradient added. V3.1 01/09/21 New template format
HSF-SP-0046P	Pedestrian Mini Dumper	01/09/2021	2.1	V1.0 04/04/16 New BB Document V2.0 01/01/17 Available for implementation V2.1 01/09/21 New template format
HSF-SP-0046Q	Hi Discharge Dumper	01/09/2021	2.1	V1.0 04/04/16 New BB Document V2.0 01/01/17 Available for implementation V2.1 01/09/21 New template format
HSF-SP-0046R	Forward & Side Tipping Dumper	01/01/2025	6.1	V1.0 04/04/16 New BB Document V2.0 01/01/17 Available for implementation V3.0 13/01/20 Wording changed for collision avoidance system Fully cabled and 180 degree swivel seating arrangement added as additional options V4.0 06/07/20 Added mandate for use of cabled dumpers 6t and above, ability to remain in cab whilst being loaded and approved OEM's detail. V4.1 02/11/20 JCB HiViz Dumpers changed to JCB Cabled Dumpers V4.2 01/07/21 New template format

Document No	Description	Issue Date	Version	Comments
				<p>Added – Battery powered in Core requirements</p> <p>V4.3 01/09/22 Change to update approved cab types</p> <p>V5.0 01/11/23 Inclusion of HFR requirement</p> <p>V6.0 01/06/24 Inclusion of HFR Camera requirement</p> <p>V6.1 01/01/25 Clarity that HFR cameras are for 6T and above and electronic forward facing collision avoidance systems for below 6T</p>
HSF-SP-0046S	Articulated Dump Truck	01/06/2024	6.0	<p>V1.0 04/04/16 New BB Document</p> <p>V2.0 01/01/17 Available for implementation</p> <p>V3.0 01/08/17 Grammar amendments</p> <p>V4.0 13/01/20</p> <p>Wording for skip inclinometer amended to incorporate “prevents skip from tipping if the angle exceeds 15 degrees and in cab warning device”</p> <p>Loads must only be discharged on firm level ground added</p> <p>Human form recognition anti-collision system added in Additional options section</p> <p>V4.1 01/09/21 New template format</p> <p>V5.0 01/11/23 Inclusion of HFR requirement</p> <p>V6.0 01/06/24 Inclusion of HFR Camera requirement</p>
HSF-SP-0046T	Tracked Dumper	01/06/2024	5.0	<p>V1.0 04/04/16 New BB Document</p> <p>V2.0 01/01/17 Available for implementation</p> <p>V3.0 01/08/17 Grammar amendments</p> <p>V3.1 01/09/21 New template format</p> <p>V4.0 01/11/23 Inclusion of HFR requirement</p> <p>V5.0 01/06/24 Inclusion of HFR Camera requirement</p>
HSF-SP-0046U	Skidsteer Loader	01/09/2021	3.1	<p>V1.0 04/04/16 New BB Document</p> <p>V2.0 01/01/17 Available for implementation</p> <p>V3.0 01/08/17 Grammar amendments</p> <p>V3.1 01/09/21 New template format</p>
HSF-SP-0046V	Wheeled Loading Shovel	01/06/2024	5.0	<p>V1.0 04/04/16 New BB Document</p> <p>V2.0 01/01/17 Available for implementation</p> <p>V3.0 01/08/17 Grammar amendments</p> <p>V3.1 01/09/21 New template format</p> <p>V4.0 01/11/23 Inclusion of HFR requirement</p>

Document No	Description	Issue Date	Version	Comments
				V5.0 01/06/24 Inclusion of HFR Camera requirement
HSF-SP-0046W	Tracked Dozer	01/06/2024	4.0	V1.0 04/04/16 New BB Document V2.0 01/01/17 Available for implementation V2.1 01/09/21 New template format V3.0 01/11/23 Inclusion of HFR requirement V4.0 01/06/24 Inclusion of HFR Camera requirement
HSF-SP-0046X	Agricultural Tractor	01/09/2021	2.2	V1.0 04/04/16 New BB Document V2.0 01/01/17 Available for implementation V2.1 13/01/20 Reference to TBT updated. V2.2 01/09/21 New template format
HSF-SP-0046Y	Agricultural Tractor Trailer	01/09/2021	2.2	V1.0 04/04/16 New BB Document V2.0 01/01/17 Available for implementation V2.1 01/09/21 New template format Added Parking brake additional safety system V2.2 01/10/21 Formatting
HSF-SP-0046Z	Tractor Winch	01/09/2021	3.1	V1.0 04/04/16 New BB Document V2.0 01/01/17 Available for implementation V3.0 01/08/17 Grammar amendments. V3.1 01/09/21 New template format
HSF-SP-0046AA	Road Sweeper / Gully Sucker	01/09/2021	2.1	V1.0 04/04/16 New BB Document V2.0 01/01/17 Available for implementation V2.1 01/09/21 New template format
HSF-SP-0046AB	Vacuum Tanker	01/09/2021	2.1	V1.0 04/04/16 New BB Document V2.0 01/01/17 Available for implementation V2.1 01/09/21 New template format
HSF-SP-0046AC	Trench Rammer	01/09/2021	2.1	V1.0 04/04/16 New BB Document V2.0 01/01/17 Available for implementation V2.1 01/09/21 New template format
HSF-SP-0046AD	Compactor Plate	01/09/2021	2.1	V1.0 04/04/16 New BB Document V2.0 01/01/17 Available for implementation V2.1 01/09/21 New template format
HSF-SP-0046AE	Pedestrian Roller / Breaker	01/12/2022	2.2	V1.0 04/04/16 New BB Document

Document No	Description	Issue Date	Version	Comments
				V2.0 01/01/17 Available for implementation V2.1 01/09/21 New template format V2.2 01/12/22 Corrected omitted terms following template change last year
HSF-SP-0046AF	Trench Roller	01/09/2021	2.1	V1.0 04/04/16 New BB Document V2.0 01/01/17 Available for implementation V2.1 01/09/21 New template format
HSF-SP-0046AG	Ride on Compaction Roller	01/09/2024	5.1	V1.0 04/04/16 New BB Document V2.0 01/01/17 Available for implementation V3.0 01/08/17 Grammar amendments. V3.1 01/09/21 New template format V4.0 01/11/23 Inclusion of HFR requirement V5.0 01/06/24 Inclusion of HFR Camera requirement V5.1 01/09/24 Clarified that HFRC are for 13t and above only.
HSF-SP-0046AJ	Compressor/Air System	01/09/2021	2.1	V1.0 04/04/16 New BB Document V2.0 01/01/17 Available for implementation V2.1 01/09/21 New template format
HSF-SP-0046AK	Air Tools & Accessories	01/09/2021	2.1	V1.0 04/04/16 New BB Document V2.0 Available for implementation V2.1 01/09/21 New template format
HSF-SP-0046AL	MEWP Trailer Mounted	01/01/2025	5.0	V1.0 04/04/16 New BB Document V2.0 01/01/17 Available for implementation V3.0 13/01/20 Amended wording around shrouded controls. Basket safety netting added V3.1 01/09/21 New template format V4.0 01/06/24 Included future mandate requirements for Harness On. V5.0 01/01/25 Included mandate for intelligent anchor points
HSF-SP-0046AM	MEWP Scissor Lift	01/12/2022	4.2	V1.0 04/04/16 New BB Document V2.0 01/01/17 Available for implementation V3.0 01/08/17 Striking overhead obstructions/utility lines added Working platform safety netting added V4.0 13/01/20 Working platform safety netting deleted

Document No	Description	Issue Date	Version	Comments
				V4.1 01/09/21 New template format V4.2 01/12/22 Added details of complaint shrouding
HSF-SP-0046AN	MEWP Boom Lift	01/01/2025	5.0	V1.0 04/04/16 New BB Document V2.0 01/01/17 Available for implementation V3.0 13/01/20 Amended wording around shrouded controls and secondary guarding. Basket safety netting added V3.1 01/09/21 New template format V4.0 01/06/24 Included future mandate requirements for Harness On. V5.0 01/01/25 Included mandate on intelligent anchor points
HSF-SP-0046AO	MEWP PAV's	01/09/2021	3.1	V1.0 04/04/16 New BB Document V2.0 01/01/17 Available for implementation V3.0 01/08/17 "Pre use inspection" replaced with "maintenance". V3.1 01/09/21 New template format
HSF-SP-0046AP	MEWP Vehicle Mounted	01/09/2021	3.1	V1.0 04/04/16 New BB Document V2.0 01/01/17 Available for implementation V3.0 13/01/20 Updated working height to 90m. Secondary guarding added to Additional Options V3.1 01/09/21 New template format
HSF-SP-0046AQ	LDP Piling Rig	05/06/2024	6.0	V1.0 04/04/16 New BB Document V2.0 01/01/17 Available for implementation 3.0 01/08/17 Grammar amendments V3.1 01/09/21 New template format V4.0 01/11/23 Inclusion of HFR requirement V5.0 01/06/24 Inclusion of HFR Camera requirement V6.0 05/06/24 Removal of HFR Camera requirements
HSF-SP-0046AS	Mini Driven Rig	05/06/2024	5.0	V1.0 04/04/16 New BB Document V2.0 01/01/17 Available for implementation V2.1 01/09/21 New template format V3.0 01/11/23 Inclusion of HFR requirement V4.0 01/06/24 Inclusion of HFR Camera requirement

Document No	Description	Issue Date	Version	Comments
				V5.0 05/06/24 Removal of HFR Camera requirements
HSF-SP-0046AT	Mini Rotary Rig	05/06/2024	4.0	V1.0 01/09/21 New BB Document V2.0 01/11/23 Inclusion of HFR requirement V3.0 01/06/24 Inclusion of HFR Camera requirement V4.0 05/06/24 Removal of HFR Camera requirements
HSF-SP-0046AV	CFA Piling Rig	05/06/2024	5.0	V1.0 04/04/16 New BB Document V2.0 01/01/17 Available for implementation V2.1 01/09/21 New template format V3.0 01/11/23 Inclusion of HFR requirement V4.0 01/06/24 Inclusion of HFR Camera requirement V5.0 05/06/24 Removal of HFR Camera requirements
HSF-SP-0046AW	Driven Piling Rig	05/06/2024	4.0	V1.0 New BB Document V2.0 01/11/23 Inclusion of HFR requirement V3.0 01/06/24 Inclusion of HFR Camera requirement V4.0 05/06/24 Removal of HFR Camera requirements
HSF-SP-0046BC	Vibro Rig	05/06/2024	5.0	V1.0 04/04/16 New BB Document V2.0 01/01/17 Available for implementation V2.1 01/09/21 New template format V3.0 01/11/23 Inclusion of HFR requirement V4.0 01/06/24 Inclusion of HFR Camera requirement V5.0 05/06/24 Removal of HFR Camera requirements
HSF-SP-0046BD	Bowser - Site Tow	01/09/2021	2.1	V1.0 04/04/16 New BB Document V2.0 01/01/17 Available for implementation V2.1 01/09/21 New template format Auto shut off nozzle added
HSF-SP-0046BE	Bowser - Highway Tow	01/09/2021	2.1	V1.0 04/04/16 New BB Document V2.0 01/01/17 Available for implementation V2.1 01/09/21 New template format Auto shut off nozzle added
HSF-SP-0046BI	Ladders	01/09/2021	2.1	V1.0 04/04/16 New BB Document

Document No	Description	Issue Date	Version	Comments
				V2.0 01/01/17 Available for implementation V2.1 01/09/21 New template format. Updated manufacturer standards to BS EN 131
HSF-SP-0046BJ	Aluminium Tower	01/12/2022	2.2	V1.0 04/04/16 New BB Document V2.0 01/01/17 Available for implementation V2.1 01/09/21 New template format V2.2 01/12/22 Updated BS EN Revision
HSF-SP-0046BL	Diesel Generator up to 20Kva	01/09/2021	2.1	V1.0 04/04/16 New BB Document V2.0 01/01/17 Available for implementation V2.1 01/09/21 New template format Environmental Requirements updated 240v outlet removed and RCD requirements changed in Plant Specific 240v outlets added in Additional Options
HSF-SP-0046BM	Petrol Generator up to 10KVA	01/09/2021	2.1	V1.0 04/04/16 New BB Document V2.0 01/01/17 Available for implementation V2.1 01/09/21 New template format Environmental Requirements updated Switchable dual voltage outlet sockets removed from Plant specific
HSF-SP-0046BN	Diesel Generator above 20KVA	01/09/2021	2.1	V1.0 04/04/16 New BB Document V2.0 01/01/17 Available for implementation V2.1 01/09/21 New template format Environmental Requirements updated RCD requirements changed in Plant Specific
HSF-SP-0046BP	Battery & 110v Lighting	01/09/2021	2.1	V1.0 04/04/16 New BB Document V2.0 01/01/17 Available for implementation V2.1 01/09/21 New template format
HSF-SP-0046BR	Power Distribution Equipment	01/09/2021	2.1	V1.0 04/04/16 New BB Document V2.0 01/01/17 Available for implementation V2.1 01/09/21 New template format
HSF-SP-0046BS	Transformers - Single and Three Phase	01/09/2021	2.1	V1.0 04/04/16 New BB Document V2.0 01/01/17 Available for implementation V2.1 01/09/21 New template format

Document No	Description	Issue Date	Version	Comments
HSF-SP-0046BT	Electric Vehicle Charger	01/12/2024	1.0	V1.0 01/12/24 New BB Document
HSF-SP-0046BW	Tower Light	01/09/2021	1.1	V1.0 06/07/20 New BB Document V1.1 01/09/21 New template format
HSF-SP-0046BY	4-3 Mixer	01/09/2021	1.0	V1.0 01/09/21 New BB Document
HSF-SP-0046BZ	Heavy Duty Mixer	01/09/2021	1.0	V1.0 01/09/21 New BB Document
HSF-SP-0046CH	Concrete Pumps	01/12/2022	4.2	V1.0 04/04/16 New BB Document V2.0 01/01/17 Available for implementation V3.0 01/08/17 360° added to visibility criteria V4.0 13/01/20 Specific emergency rescue procedures to be established and communicated 'If remote controlled'. The use of compressed air to clean out pipelines should only be used where there is no other practical alternative V4.1 01/09/21 New template format V4.2 01/12/22 Corrected omitted items following template change last year
HSF-SP-0046CL	All Terrain Forklift Truck	01/09/2021	3.1	V1.0 04/04/16 New BB Document V2.0 01/01/17 Available for implementation V3.0 01/08/17 360° added to visibility criteria V3.1 01/09/21 New template format
HSF-SP-0046CN	Telehandler	01/06/2024	5.0	V1.0 04/04/16 New BB Document V2.0 01/01/17 Available for implementation V3.0 01/18/17 360° added to visibility criteria V3.1 Reference to TBT updated V3.2 01/09/21 New template format V4.0 01/11/23 Inclusion of HFR requirement V5.0 01/06/24 Inclusion of HFR Camera requirement
HSF-SP-0046CQ	Mast Climber	01/09/2021	2.1	V1.0 04/04/16 New BB Document V2.0 01/01/17 Available for implementation V2.1 01/09/21 New template format
HSF-SP-0046CR	Gas Detector	01/09/2021	2.1	V1.0 04/04/16 New BB Document V2.0 01/01/17 Available for implementation V2.1 01/09/21 New template format

Document No	Description	Issue Date	Version	Comments
HSF-SP-0046CS	Gascoseeker	01/09/2021	3.1	V1.0 04/04/16 New BB Document V2.0 01/01/17 Available for implementation V3.0 01/08/17 Grammar amendments V3.1 01/09/21 New template format
HSF-SP-0046CT	Breathing Apparatus	01/09/2021	2.1	V1.0 04/04/16 New BB Document V2.0 01/01/17 Available for implementation V2.1 01/09/21 New template format
HSF-SP-0046CU	Escape Set	01/09/2021	2.1	V1.0 04/04/16 New BB Document V2.0 01/01/17 Available for implementation V2.1 01/09/21 New template format
HSF-SP-0046CW	Fall Arrest Device	01/09/2021	1.0	V1.0 01/09/21 New BB Document
HSF-SP-0046CX	Recovery Winch and Tripod	01/09/2021	1.1	V1.0 13/01/20 New BB Document V1.1 01/09/21 New template format
HSF-SP-0046CY	Lanyard and Harness	01/09/2021	1.2	V1.0 13/01/20 New BB Document V1.1 06/04/20 Removed requirements: 'Completed specific Confined Space training within the last 3 years' and 'Be in possession of Utility Drawings for the work area.' V1.2 01/09/21 New template format
HSF-SP-0046CZ	Cable Avoidance Tool	01/09/2022	3.2	V1.0 04/04/16 New BB Document V2.0 01/01/17 Available for implementation V3.0 01/08/17 Grammar amendments V3.1 01/09/21 New template format V3.2 01/09/22 Changes to align with procedure requirements
HSF-SP-0046DA	Fire Extinguisher	01/09/2021	2.1	V1.0 04/04/16 New BB Document V2.0 01/01/17 Available for implementation V2.1 01/09/21 New template format
HSF-SP-0046DC	Hand Held Power Tools	01/09/2021	2.1	V1.0 04/04/16 New BB Document V2.0 01/01/17 Available for implementation V2.1 01/09/21 New template format
HSF-SP-0046DF	Chipper Shreader	01/09/2021	1.0	V1.0 01/09/21 New BB Document
HSF-SP-0046DG	Towable Chipper Shreader	01/09/2021	1.0	V1.0 01/09/21 New BB Document
HSF-SP-0046DL	Ride on Mower	01/09/2021	1.0	V1.0 01/09/21 New BB Document

Document No	Description	Issue Date	Version	Comments
HSF-SP-0046DK	Hedge Trimmer	01/09/2021	1.0	V1.0 01/09/21 New BB Document
HSF-SP-0046EG	Reciprocating Saw	01/09/2021	2.1	V1.0 04/04/16 New BB Document V2.0 01/01/17 Available for implementation V2.1 01/09/21 New template format
HSF-SP-0046EH	Disc Cutter	01/09/2021	3.1	V1.0 04/04/16 New BB Document V2.0 01/01/17 Available for implementation V3.0 13/01/20 vibration magnitude reduced to 2.50m/s2 from 4.0. Dust suppression must be used when cutting stone/concrete/brick/tarmac etc V3.1 01/09/21 New template format
HSF-SP-0046EN	Angle Grinder	01/09/2021	2.1	V1.0 04/04/16 New BB Document V2.0 01/01/17 Available for implementation V2.1 01/09/21 New template format
HSF-SP-0046FB	Quick Coupler	01/09/2021	1.0	V1.0 01/09/21 New BB Document
HSF-SP-0046FE	All Terrain Vehicle	01/09/2021	3.1	V1.0 04/04/16 New BB Document V2.0 01/01/17 Available for implementation V3.0 01/08/17 360° added to visibility criteria V3.1 01/09/21 New template format
HSF-SP-0046FF	Tipper Lorry (Rigid or Articulated)	01/06/2023	7.0	V1.0 04/04/16 New BB Document V2.0 01/01/17 Available for implementation V3.0 01/08/17 360° added to visibility criteria V4.0 01/01/18 Complete re-write V5.0 04/02/19 Doc Authoriser changed. Fleet Help Desk phone number updated. 'Plant Specification' changed to 'Fleet Specification'. Elements from HGV-Specific moved to HGV General. Elements from HGV-General and Specific moved to Additional Options. Chapter 8 specification detail removed. Requirements for FORS amended. 'Euro 6 if operating in or around City Urban Clean Air Zones' added to Environmental Requirements. V6.0 07/05/19 Dash cams added as an option, External handbrake alarm moved to option, Battery isolators moved to options, Twin roof beacons

Document No	Description	Issue Date	Version	Comments
				added as clarification to chapter 8 requirements V7.0 05/08/19 ECE R65 approved roof mounted twin beacons added. V7.1 01/09/21 New template format V6.0 Data restored from v6.0. Maintained new template. V7.0 01-06-23 - Updated in line with changes made regarding crane stabilisers following the safety alert 2022-UK-SA-001
HSF-SP-0046FG	Lorry Loader Crane (Hiab)	01/12/2023	3.2	V1.0 04/04/16 New BB Document V2.0 01/01/17 Available for implementation V3.0 01/08/17 360° added to visibility criteria V3.1 01/09/21 New template format V3.2 01/12/23 Updated in line with changes made regarding crane stabilisers following the safety alert 2022-UK-SA-001
HSF-SP-0046FH	Mixer Truck	01/09/2021	3.1	V1.0 04/04/16 New BB Document V2.0 01/01/17 Available for implementation V3.0 01/08/17 360° added to visibility criteria V3.1 01/09/21 New template format
HSF-SP-0046FI	Mixer Truck - Deliveries only	01/09/2021	3.1	V1.0 04/04/16 New BB Document V2.0 01/01/17 Available for implementation V3.0 01/08/17 360° added to visibility criteria V3.1 01/09/21 New template format
HSF-SP-0046FJ	Tracked Butt Fusion Machine	01/09/2021	2.1	V1.0 04/04/16 New BB Document V2.0 01/01/17 Available for implementation V2.1 01/09/21 New template format
HSF-SP-0046FM	Pipe Coile Trailer	16/02/2024	1.0	V1.0 16/02/24 New Specification Document
HSF-SP-0046FQ	Electro Fusion Box	01/09/2021	2.1	V1.0 04/04/16 New BB Document V2.0 01/01/17 Available for implementation V2.1 01/09/21 New template format
HSF-SP-0046FX	Submersible Pump	01/09/2021	2.1	V1.0 04/04/16 New BB Document V2.0 01/01/17 Available for implementation V2.1 01/09/21 New template format
HSF-SP-0046GI	Crawler Crane	01/03/2025	4.1	V1.0 04/04/16 New BB Document

Document No	Description	Issue Date	Version	Comments
				<p>V2.0 01/01/17 Available for implementation</p> <p>V2.1 01/09/21 New template format</p> <p>V3.0 01/11/23 Inclusion of HFR requirement</p> <p>V4.0 05/06/24 Removal of HFR Camera requirements</p> <p>V4.1 01/03/25 Added requirement for 3 points of contact</p>
HSF-SP-0046GJ	Mobile Crane	01/03/2025	3.1	<p>V1.0 04/04/16 New BB Document</p> <p>V2.0 01/01/17 Available for implementation</p> <p>V3.0 01/09/21 New template format</p> <p>Plant Specific additions:</p> <p>A camera system that can give the operator a min 270° view where it cannot be achieved directly by line of sight – preferably a system with collision avoidance capability</p> <p>Suitable fall prevention solutions where access is required for security and maintenance purposes replaces handrails.</p> <p>White noise reversing alarm</p> <p>Driver cab warning device to alert if jib not stowed correctly</p> <p>Slew, jib height and radius restrictors if working in the vicinity of overhead power lines, railways, adjacent live traffic, etc.</p> <p>Audible handbrake alarm to warn operator that hand brake is not applied</p> <p>No loose items to be stored on the deck of the crane, e.g. lifting tackle or timbers</p> <p>Spill/environmental containment kit</p> <p>Plant Specific deletions:</p> <p>Protective mesh must be in place to side of cab on jib side if window is opening type</p> <p>Carrier hoisting and lowering ropes minimum diameter of 8mm</p> <p>Man Riding requirements rewording:</p> <p>SWL of crane during the lift must be at least twice the total weight of the loaded man rider</p> <p>Deleted - configuration in use is at least twice the rated capacity of the carrier</p> <p>Operator Specific additions:</p>

Document No	Description	Issue Date	Version	Comments
				<p>Crane controller must be made aware, by using radio comms or hand signals, that the handbrake has been fully applied before crane operator leaves the driving cab</p> <p>Risks additions:</p> <p>Jib clash – coordination with adjacent cranes, tall plant.</p> <p>Public interface – working alongside – consider slew restrictors.</p> <p>All round visibility tools fully operational.</p> <p>Effect of weather on visibility and working/traffic surfaces.</p> <p>Outrigger pads can be very heavy and awkward shapes. Assessment required in lifting plan.</p> <p>Additional Options deletions:</p> <p>Camera to be fitted to cathead to give operator clear view of load when blind lifting</p> <p>Block stand to be provided when reeving rope into hook block whilst block is lying down</p> <p>Additional Options additions:</p> <p>if required for complex lifts added to Operator to have 3 years' operating experience</p> <p>V3.1 01/03/25 Added requirement for 3 points of contact</p>
HSF-SP-0046GK	Tower Crane	01/11/2021	4.0	<p>V1.0 04/04/16 New BB Document</p> <p>V2.0 01/01/17 Available for implementation</p> <p>V3.0 01/08/17 Grammar amendments</p> <p>V4.0 01/11/21 This now includes our base security enclosure requirements and reference images.</p>
HSF-SP-0046GT	Site Based Cable Drum Trailer	01/09/2021	1.0	V1.0 01/09/21 New BB Document
HSF-SP-0046GU	Road & Site Tow Cable Drum Trailer	01/09/2021	1.0	V1.0 01/09/21 New BB Document
HSF-SP-0046GY	Cable Open Capstan Winch	01/09/2021	2.1	<p>V1.0 04/04/16 New BB Document</p> <p>V2.0 01/01/17 Available for implementation</p> <p>V2.1 01/09/21 New template format</p>
HSF-SP-0046HH	Lorry Loader Crane HIAB – Deliveries Only	01/12/2023	3.2	<p>V1.0 04/04/16 New BB Document</p> <p>V2.0 01/01/17 Available for implementation</p> <p>V3.0 01/08/17 360° added to visibility criteria</p>

Document No	Description	Issue Date	Version	Comments
				V3.1 01/09/21 New template format V3.2 01/12/23 Updated in line with changes made regarding crane stabilisers following the safety alert 2022-UK-SA-001
HSF-SP-0046HI	Barge With or Without Winches	01/09/2021	2.1	V1.0 04/04/16 New BB Document V2.0 01/01/17 Available for implementation. V2.1 01/09/21 New template format
HSF-SP-0046HJ	Crane Barge	01/09/2021	2.1	V1.0 04/04/16 New BB Document V2.0 01/01/17 Available for implementation. V2.1 01/09/21 New template format
HSF-SP-0046HK	Multicat Vessel	01/09/2021	2.1	V1.0 04/04/16 New BB Document V2.0 01/01/17 Available for implementation V2.1 01/09/21 New template format
HSF-SP-0046HL	Safety Boat	01/09/2021	2.1	V1.0 04/04/16 New BB Document V2.0 01/01/17 Available for implementation V2.1 01/09/21 New template format
HSF-SP-0046HM	Towing Vessel	01/09/2021	2.1	V1.0 04/04/16 New BB Document V2.0 01/01/17 Available for implementation V2.1 01/09/21 New template format
HSF-SP-0046HN	Work Boat	01/09/2021	2.1	V1.0 04/04/16 New BB Document V2.0 01/01/17 Available for implementation. V2.1 01/09/21 New template format
HSF-SP-0046HO	Security Store	01/09/2021	3.1	V1.0 04/04/16 New BB Document V2.0 01/01/17 Available for implementation V3.0 01/08/17 10 days' notice required added. Internal racking with specified SWL added V3.1 01/09/21 New template format
HSF-SP-0046HP	Concrete Extrusion Machine	01/09/2021	3.1	V1.0 04/04/16 New BB Document V2.0 01/01/17 Available for implementation V3.0 01/08/17 360° added to visibility criteria V3.1 01/09/21 New template format
HSF-SP-0046HQ	Mobile Crushing Plant	01/11/2021	2.1	V1.0 04/04/16 New BB Document V2.0 01/01/17 Available for implementation. V2.1 New template

Document No	Description	Issue Date	Version	Comments
HSF-SP-0046HR	Overhead Travelling Gantry Cranes	01/09/2021	3.0	<p>V1.0 04/04/16 New BB Document</p> <p>V2.0 01/01/17 Available for implementation</p> <p>V3.0 01/09/21 New template format</p> <p>Title change to Overhead Travelling Gantry Crane</p> <p>Plant Specific additions:</p> <p>Safe access to high level equipment/controls</p> <p>Approved secondary control if primary control fails (Not on Gantry)</p> <p>Operator Specific additions:</p> <p>Safely Operate the Hook Block to prevent excessive swing of the load during movement</p> <p>“Take the weight of the load gently” changed to “Operate the OHTC as per their training”</p> <p>Ensure where possible the travel path is clear before travelling the crane</p> <p>Ensure where possible the travel path is clear before travelling the crane</p> <p>Must have had Familiarisation Training of the OHTC by the Manufacturer/Accredited Training Organisation.</p> <p>Must undertake a functional test of the OHTC before carrying out Lifting operations</p>
HSF-SP-0046HS	Tipper Rigid or articulated – Deliveries Only	01/09/2021	2.1	<p>V1.0 04/04/16 New BB Document</p> <p>V2.0 01/01/17 Available for implementation</p> <p>V2.1 01/09/21 New template format</p>
HSF-SP-0046HT	Site Refueling Station	01/09/2021	3.1	<p>V1.0 04/04/16 New BB Document</p> <p>V2.0 01/01/17 Available for implementation</p> <p>V3.0 05/09/18 Applied to Static and transient refueling stations</p> <p>Keys returned once refueling has been completed and refueling operative returned to a place of safety</p> <p>Spelling correction</p> <p>V3.1 01/09/21 New template format</p>
HSF-SP-0046HU	OTP 360 Tracked Excavator	01/02/2025	2.2	<p>V1.0 04/04/16 New BB Document</p> <p>V2.0 01/01/17 Available for implementation</p> <p>V2.1 01/09/21 New template format</p> <p>V2.2 01/02/25 Minor update to documentation requirements</p>

Document No	Description	Issue Date	Version	Comments
HSF-SP-0046HV	OTP Wheeled Excavator	01/02/2025	2.2	V1.0 04/04/16 New BB Document V2.0 01/01/17 Available for implementation V2.1 01/09/21 New template format V2.2 01/02/25 Minor updated wording for infrastructure managers requirements, and need for buckets without teeth. Also contact details updated at the end of document
HSF-SP-0046HW	OTP Tracked Dozer	01/02/2025	2.2	V1.0 04/04/16 New BB Document V2.0 01/01/17 Available for implementation V2.1 01/09/21 New template format V2.2 01/02/25 Updated wording for infrastructure managers requirements, and update to cab step handles colour. Update to risks and additional options
HSF-SP-0046HX	OTP Accessories and Attachments	01/02/2025	2.2	V1.0 04/04/16 New BB Document V2.0 01/01/17 Available for implementation V2.1 01/09/21 New template format V2.2 01/02/25 Updated wording for Infrastructure managers requirements. Removal of unnecessary requirements. Image updated and contact details on last page updated.
HSF-SP-0046HY	OTP MEWP - Self Propelled Boom Lift	01/02/2025	2.2	V1.0 04/04/16 New BB Document V2.0 01/01/17 Available for implementation V2.1 01/09/21 New template format V2.2 01/02/25 Updated wording for Infrastructure managers requirements, removal of unnecessary requirements and update to contact details at the bottom.
HSF-SP-0046HZ	OTP MEWP - Vehicle Mounted	01/02/2025	2.2	V1.0 04/04/16 New BB Document V2.0 01/01/17 Available for implementation V2.1 01/09/21 New template format V2.2 01/02/25 Updated wording for infrastructure managers requirements, and the need for white pain on cab steps and handles. Removal of duplicate information, and update to contact details at the bottom.
HSF-SP-0046IA	MEWP – Tracked Boom	01/01/2025	3.0	V1.0 01/07/21 New BB Document V2.0 01/06/24 Included future mandate requirements for Harness On.

Document No	Description	Issue Date	Version	Comments
				V3.0 01/01/25 Included mandate for secondary guarding and intelligent anchor points
HSF-SP-0046IB	Two Way Radios	01/09/2021	1.1	V1.0 06/07/20 New BB Document V1.1 01/09/21 New template format
HSF-SP-0046IC	Duplex Communications	01/09/2021	1.1	V1.0 06/07/20 New BB Document V1.1 01/09/21 New template format
HSF-SP-0046IH	Ground Penetrating Radar	01/09/2021	1.1	V1.0 06/07/20 New BB Document V1.1 01/09/21 New template format
HSF-SP-0046II	Tracked Vacuum Excavator	01/04/2024	1.0	V1.0 01/04/24 New Specification Document
HSF-SP-0046JA	HGV Fleet 5T Tipper	05/08/2019	4.0	V1.0 14/09/18 New BB Document V2.0 04/02/19 Doc Authoriser changed. Fleet Help Desk phone number updated. 'Plant Specification' changed to 'Fleet Specification'. Elements from HGV-Specific moved to HGV General. Elements from HGV-General and Specific moved to Additional Options. Chapter 8 specification detail removed. Requirements for FORS amended. V3.0 07/05/19 Dash cams added as an option, External handbrake alarm moved to option, Battery isolators moved to options, Twin roof beacons added as clarification to chapter 8 requirements V4.0 05/08/19 ECE R65 approved roof mounted twin beacons added.
HSF-SP-0046JB	HGV Fleet 7-12T Tipper	05/08/2019	4.0	V1.0 14/09/18 New BB Document V2.0 04/02/19 Doc Authoriser changed. Fleet Help Desk phone number updated. 'Plant Specification' changed to 'Fleet Specification'. Elements from HGV-Specific moved to HGV General. Elements from HGV-General and Specific moved to Additional Options. Chapter 8 specification detail removed. Requirements for FORS amended. 'Euro 6 if operating in or around City Urban Clean Air Zones' added to Environmental Requirements. V3.0 07/05/19 Dash cams added as an option External handbrake alarm moved to option Battery isolators moved to options. Twin roof beacons added as clarification to chapter 8 requirements V4.0 05/08/19 ECE R65 approved roof mounted twin beacons added.
HSF-SP-0046JC	HGV Fleet 18T Tipper	05/08/2019	4.0	V1.0 14/09/18 New BB Document

Document No	Description	Issue Date	Version	Comments
				<p>V2.0 01/02/19 Doc Authoriser changed. Fleet Help Desk phone number updated. 'Plant Specification' changed to 'Fleet Specification'. Elements from HGV-Specific moved to HGV General. Elements from HGV-General and Specific moved to Additional Options. Chapter 8 specification detail removed. Requirements for FORS amended. 'Euro 6 if operating in or around City Urban Clean Air Zones' added to Environmental Requirements.</p> <p>V3.0 07/05/19 Dash cams added as an option External handbrake alarm moved to option Battery isolators moved to options. Twin roof beacons added as clarification to chapter 8 requirements</p> <p>V4.0 05/08/19 ECE R65 approved roof mounted twin beacons added.</p>
HSF-SP-0046JD	HGV Fleet Barrier Rig	01/06/2023	5.0	<p>V1.0 14/09/18 New BB Document</p> <p>V2.0 01/02/19 Doc Authoriser changed. Fleet Help Desk phone number updated. 'Plant Specification' changed to 'Fleet Specification'. Elements from HGV-Specific moved to HGV General. Elements from HGV-General and Specific moved to Additional Options. Chapter 8 specification detail removed. Requirements for FORS amended. 'Euro 6 if operating in or around City Urban Clean Air Zones' added to Environmental Requirements.</p> <p>V3.0 07/05/19 Dash cams added as an option, External handbrake alarm moved to option, Battery isolators moved to options, Twin roof beacons added as clarification to chapter 8 requirements</p> <p>V4.0 05/08/19 ECE R65 approved roof mounted twin beacons added.</p> <p>V5.0 01-06-23 - Updated in line with changes made regarding crane stabilisers following the safety alert 2022-UK-SA-001</p>
HSF-SP-0046JE	HGV Fleet Hotbox	05/08/2019	4.0	<p>V1.0 14/09/18 New BB Document</p> <p>First release of new specifications</p> <p>V2.0 01/02/19 Doc Authoriser changed. Fleet Help Desk phone number updated. 'Plant Specification' changed to 'Fleet Specification'. Elements from HGV-Specific moved to HGV General. Elements from HGV-General and Specific moved to Additional Options.</p>

Document No	Description	Issue Date	Version	Comments
				Chapter 8 specification detail removed. Requirements for FORS amended. 'Euro 6 if operating in or around City Urban Clean Air Zones' added to Environmental Requirements. V3.0 07/05/19 Dash cams added as an option, External handbrake alarm moved to option, Battery isolators moved to options, Twin roof beacons added as clarification to chapter 8 requirements V4.0 05/08/19 ECE R65 approved roof mounted twin beacons added.
HSF-SP-0046JF	HGV Fleet MAN 4X4	01/06/2023	5.0	V1.0 14/09/18 New BB Document V2.0 01/02/19 Doc Authoriser changed. Fleet Help Desk phone number updated. 'Plant Specification' changed to 'Fleet Specification'. Elements from HGV-Specific moved to HGV General. Elements from HGV-General and Specific moved to Additional Options. Chapter 8 specification detail removed. Requirements for FORS amended. 'Euro 6 if operating in or around City Urban Clean Air Zones' added to Environmental Requirements. 'Specific Emergency Recovery / Rescue Procedures must be established and effectively communicated prior to works commencing' removed. V3.0 07/05/19 Dash cams added as an option External handbrake alarm moved to option Battery isolators moved to options. Twin roof beacons added as clarification to chapter 8 requirements V4.0 05/08/19 ECE R65 approved roof mounted twin beacons added. V5.0 01-06-23 - Updated in line with changes made regarding crane stabilisers following the safety alert 2022-UK-SA-001
HSF-SP-0046JG	HGV Fleet TM Vehicle	05/08/2019	4.0	V1.0 14/09/18 New BB Document V2.0 01/02/19 Doc Authoriser changed. Fleet Help Desk phone number updated. 'Plant Specification' changed to 'Fleet Specification'. Elements from HGV-Specific moved to HGV General. Elements from HGV-General and Specific moved to Additional Options. Chapter 8 specification detail removed. Requirements for FORS amended. 'Euro 6 if operating in or around City

Document No	Description	Issue Date	Version	Comments
				<p>Urban Clean Air Zones' added to Environmental Requirements. Core requirements simplified. V3.0 07/05/19 Dash cams added as an option, External handbrake alarm moved to option, Battery isolators moved to options, Twin roof beacons added as clarification to chapter 8 requirements V4.0 05/08/19 ECE R65 approved roof mounted twin beacon added</p>
HSF-SP-0046JH	HGV Fleet Unibody	05/08/2019	4.0	<p>V1.0 14/09/18 New BB Document V2.0 01/02/19 Doc Authoriser changed. Fleet Help Desk phone number updated. 'Plant Specification' changed to 'Fleet Specification'. Elements from HGV-Specific moved to HGV General. Elements from HGV-General and Specific moved to Additional Options. Chapter 8 specification detail removed. Requirements for FORS amended. 'Euro 6 if operating in or around City Urban Clean Air Zones' added to Environmental Requirements. V3.0 07/05/19 Dash cams added as an option, External handbrake alarm moved to option, Battery isolators moved to options, Twin roof beacons added as clarification to chapter 8 requirements V4.0 05/08/19 ECE R65 approved roof mounted twin beacon added</p>
HSF-SP-0046JI	HGV Fleet Winter Maintenance Vehicle	01/09/2021	4.1	<p>V1.0 14/09/18 New BB Document V2.0 01/02/19 Doc Authoriser changed. Fleet Help Desk phone number updated. 'Plant Specification' changed to 'Fleet Specification'. Elements from HGV-Specific moved to HGV General. Elements from HGV-General and Specific moved to Additional Options. Chapter 8 specification detail removed. Requirements for FORS amended. 'Euro 6 if operating in or around City Urban Clean Air Zones' added to Environmental Requirements. Warning Signs & Indicator to BS11622 added.</p>

Document No	Description	Issue Date	Version	Comments
				<p>V3.0 07/05/19 Dash cams added as an option External handbrake alarm moved to option Battery isolators moved to options. Twin roof beacons added as clarification to chapter 8 requirements V4.0 05/08/19 ECE R65 approved roof mounted twin beacons added. V4.1 01/09/21 Emergency Glass hammer included in requirements</p>
HSF-SP-0046JJ	LCV Fleet 4X4 (1-9)	01/10/2023	6.2	<p>V1.0 14/09/18 New BB Document V2.0 04/02/19 Doc Authoriser changed. Fleet Help Desk phone number updated. 'Plant Specification' changed to 'Fleet Specification'. Elements from HGV-Specific moved to HGV General. Elements from HGV-General and Specific moved to Additional Options. Chapter 8 specification detail removed. Requirements for FORS amended. 'Euro 6 if operating in or around City Urban Clean Air Zones' added to Environmental Requirements. V3.0 07/05/19 Dash cams added as an option Twin roof beacons added as clarification to chapter 8 requirements Reverse alarms moved from vans less than 2000kg GVW V4.0 05/08/19 ECE R65 approved roof mounted twin beacon added to optional. Commercial vehicle policy reference and added the hyphens and hyperlinked. V5.0 13/01/20 Passenger air bag has moved from "mandatory" to "optional" V6.0 01/03/21 Must have completed the BB Commercial Vehicle driver e-learning training module within the last 3 years. V6.1 01/02/23 Reviewed with minor changes to wording in operator section and limitation of use V6.2 01/10/23 Reviewed with an update to reflect EV's. EV vehicle only – Max length charging cables, and an early warning of know spec changes coming</p>
HSF-SP-0046JK	LCV Fleet 3.5t Luton Box Van	01/10/2023	6.2	<p>V1.0 14/09/18 First release of new specifications V2.0 04/02/19 Doc Authoriser changed. Fleet Help Desk phone number updated. 'Plant Specification' changed to 'Fleet Specification'. Elements from HGV-Specific moved to HGV General. Elements from HGV-</p>

Document No	Description	Issue Date	Version	Comments
				<p>General and Specific moved to Additional Options. Chapter 8 specification detail removed. Requirements for FORS amended. 'Euro 6 if operating in or around City Urban Clean Air Zones' added to Environmental Requirements. V3.0 07/05/19 Dash cams added as an option Twin roof beacons added as clarification to chapter 8 requirements Reverse alarms moved from vans less than 2000kg GVW V4.0 05/08/19 ECE R65 approved roof mounted twin beacons added. V5.0 13/01/20 Passenger air bag has moved from "mandatory" to "optional" V6.0 01/03/21 Must have completed the BB Commercial Vehicle driver e-learning training module within the last 3 years V6.1 01/02/23 Reviewed with minor changes to wording in operator section and limitation of use V6.2 01/10/23 Reviewed with an update to reflect EV's. EV vehicle only – Max length charging cables, and an early warning of know spec changes coming</p>
HSF-SP-0046JL	LCV Fleet Medium Van (LSV3 to 6)	01/10/2023	6.2	<p>V1.0 14/09/18 New BB Document V2.0 04/02/19 Doc Authoriser changed. Fleet Help Desk phone number updated. 'Plant Specification' changed to 'Fleet Specification'. Elements from HGV-Specific moved to HGV General. Elements from HGV-General and Specific moved to Additional Options. Chapter 8 specification detail removed. Requirements for FORS amended. 'Euro 6 if operating in or around City Urban Clean Air Zones' added to Environmental Requirements. V3.0 07/05/19 Dash cams added as an option Twin roof beacons added as clarification to chapter 8 requirements Reverse alarms moved from vans less than 2000kg GVW V4.0 05/08/19 ECE R65 approved roof mounted twin beacon added to optional. Commercial vehicle policy reference and added the hyphens and hyperlinked. V5.0 13/01/20 Passenger air bag has moved from "mandatory" to "optional" V6.0 01/03/21 Must have completed the BB Commercial Vehicle driver e-</p>

Document No	Description	Issue Date	Version	Comments
				<p>learning training module within the last 3 years.</p> <p>V6.1 01/02/23 Reviewed with minor changes to wording in operator section and limitation of use</p> <p>V6.2 01/10/23 Reviewed with an update to reflect EV's. EV vehicle only – Max length charging cables, and an early warning of know spec changes coming</p>
HSF-SP-0046JM	LCV Fleet Welfare Van (LLV 19 20)	01/10/2023	6.2	<p>V1.0 14/09/18 New BB Document</p> <p>V2.0 04/02/19 Doc Authoriser changed. Fleet Help Desk phone number updated. 'Plant Specification' changed to 'Fleet Specification'. Elements from HGV-Specific moved to HGV General. Elements from HGV-General and Specific moved to Additional Options.</p> <p>Chapter 8 specification detail removed. Requirements for FORS amended. 'Euro 6 if operating in or around City Urban Clean Air Zones' added to Environmental Requirements.</p> <p>V3.0 07/05/19 Dash cams added as an option</p> <p>Twin roof beacons added as clarification to chapter 8 requirements</p> <p>Reverse alarms moved from vans less than 2000kg GVW</p> <p>V4.0 05/08/19 ECE R65 approved roof mounted twin beacon added to optional. Commercial vehicle policy reference and added the hyphens and hyperlinked.</p> <p>V5.0 13/01/20 Passenger air bag has moved from "mandatory" to "optional"</p> <p>V6.0 01/03/21 Must have completed the BB Commercial Vehicle driver e-learning training module within the last 3 years.</p> <p>V6.1 01/02/23 Reviewed with minor changes to wording in operator section and limitation of use</p> <p>V6.2 01/10/23 Reviewed with an update to reflect EV's. EV vehicle only – Max length charging cables, and an early warning of know spec changes coming</p>
HSF-SP-0046JN	LCV Fleet Single Cab Dropside (LLV 13)	01/10/2023	6.2	<p>V1.0 14/09/18 New BB Document</p> <p>V2.0 04/02/19 Doc Authoriser changed. Fleet Help Desk phone number updated. 'Plant Specification' changed to 'Fleet Specification'. Elements from HGV-Specific moved to HGV General. Elements from HGV-General and Specific moved to Additional Options.</p>

Document No	Description	Issue Date	Version	Comments
				<p>Chapter 8 specification detail removed. Requirements for FORS amended. 'Euro 6 if operating in or around City Urban Clean Air Zones' added to Environmental Requirements.</p> <p>V3.0 07/05/19 Dash cams added as an option</p> <p>Twin roof beacons added as clarification to chapter 8 requirements</p> <p>Reverse alarms moved from vans less than 2000kg GVW</p> <p>V4.0 05/08/19 ECE R65 approved roof mounted twin beacon added to optional. Commercial vehicle policy reference and added the hyphens and hyperlinked.</p> <p>V5.0 13/01/20 Passenger air bag has moved from "mandatory" to "optional"</p> <p>V6.0 01/03/21 Must have completed the BB Commercial Vehicle driver e-learning training module within the last 3 years.</p> <p>V6.1 01/02/23 Reviewed with minor changes to wording in operator section and limitation of use</p> <p>V6.2 01/10/23 Reviewed with an update to reflect EV's. EV vehicle only – Max length charging cables, and an early warning of know spec changes coming</p>
HSF-SP-0046JO	LCV Fleet Single Cab Tipper (LLV 9)	01/10/2023	5.2	<p>V1.0 14/09/18 New BB Document</p> <p>V2.0 04/02/19 Doc Authoriser changed. Fleet Help Desk phone number updated. 'Plant Specification' changed to 'Fleet Specification'. Elements from HGV-Specific moved to HGV General. Elements from HGV-General and Specific moved to Additional Options.</p> <p>Chapter 8 specification detail removed. Requirements for FORS amended. 'Euro 6 if operating in or around City Urban Clean Air Zones' added to Environmental Requirements.</p> <p>V3.0 05/08/19 - ECE R65 approved roof mounted twin beacon added.</p> <p>V4.0 13/01/20 Passenger air bag has moved from "mandatory" to "optional"</p> <p>V5.0 01/03/21 Must have completed the BB Commercial Vehicle driver e-learning training module within the last 3 years.</p> <p>V5.1 01/02/23 Reviewed with minor changes to wording in operator section and limitation of use</p> <p>V5.2 01/10/23 Reviewed with an update to reflect EV's. EV vehicle only – Max length charging cables, and an</p>

Document No	Description	Issue Date	Version	Comments
				early warning of know spec changes coming
HSF-SP-0046JP	LCV Fleet LWB Van (LLV 5 with options)	01/10/2023	6.2	<p>V1.0 14/09/18 New BB Document</p> <p>V2.0 04/02/19 Doc Authoriser changed. Fleet Help Desk phone number updated. 'Plant Specification' changed to 'Fleet Specification'. Elements from HGV-Specific moved to HGV General. Elements from HGV-General and Specific moved to Additional Options.</p> <p>Chapter 8 specification detail removed. Requirements for FORS amended. 'Euro 6 if operating in or around City Urban Clean Air Zones' added to Environmental Requirements.</p> <p>V3.0 07/05/19 Dash cams added as an option</p> <p>Twin roof beacons added as clarification to chapter 8 requirements</p> <p>Reverse alarms moved from vans less than 2000kg GVW</p> <p>V4.0 05/08/19 ECE R65 approved roof mounted twin beacon added to optional. Commercial vehicle policy reference and added the hyphens and hyperlinked.</p> <p>V5.0 13/01/20 Passenger air bag has moved from "mandatory" to "optional"</p> <p>V6.0 01/03/21 Must have completed the BB Commercial Vehicle driver e-learning training module within the last 3 years.</p> <p>V6.1 01/02/23 Reviewed with minor changes to wording in operator section and limitation of use</p> <p>V6.2 01/10/23 Reviewed with an update to reflect EV's. EV vehicle only – Max length charging cables, and an early warning of know spec changes coming</p>
HSF-SP-0046JQ	LCV Fleet Extra Long Wheel Base (LLV 23)	01/10/2023	6.2	<p>V1.0 14/09/18 New BB Document</p> <p>V2.0 04/02/19 Doc Authoriser changed. Fleet Help Desk phone number updated. 'Plant Specification' changed to 'Fleet Specification'. Elements from HGV-Specific moved to HGV General. Elements from HGV-General and Specific moved to Additional Options.</p> <p>Chapter 8 specification detail removed. Requirements for FORS amended. 'Euro 6 if operating in or around City Urban Clean Air Zones' added to Environmental Requirements.</p> <p>V3.0 07/05/19 Dash cams added as an option</p>

Document No	Description	Issue Date	Version	Comments
				<p>Twin roof beacons added as clarification to chapter 8 requirements</p> <p>Reverse alarms moved from vans less than 2000kg GVW</p> <p>V4.0 05/08/19 ECE R65 approved roof mounted twin beacon added.</p> <p>Commercial vehicle policy reference and added the hyphens and hyperlinked.</p> <p>V5.0 13/01/20 Passenger air bag has moved from “mandatory” to “optional”</p> <p>V6.0 01/03/21 Must have completed the BB Commercial Vehicle driver e-learning training module within the last 3 years.</p> <p>V6.1 01/02/23 Reviewed with minor changes to wording in operator section and limitation of use</p> <p>V6.2 01/10/23 Reviewed with an update to reflect EV’s. EV vehicle only – Max length charging cables, and an early warning of know spec changes coming</p>
HSF-SP-0046JR	LCV Fleet Double Cab Tipper (LLV 11)	01/10/2023	6.2	<p>V1.0 14/09/18 New BB Document</p> <p>V2.0 04/02/19 Doc Authoriser changed. Fleet Help Desk phone number updated. 'Plant Specification' changed to 'Fleet Specification'. Elements from HGV-Specific moved to HGV General. Elements from HGV-General and Specific moved to Additional Options.</p> <p>Chapter 8 specification detail removed.</p> <p>Requirements for FORS amended.</p> <p>'Euro 6 if operating in or around City Urban Clean Air Zones' added to Environmental Requirements.</p> <p>V3.0 07/05/19 Dash cams added as an option</p> <p>Twin roof beacons added as clarification to chapter 8 requirements</p> <p>Reverse alarms moved from vans less than 2000kg GVW</p> <p>V4.0 05/08/19 ECE R65 approved roof mounted twin beacons added.</p> <p>V5.0 13/01/20 Passenger air bag has moved from “mandatory” to “optional”</p> <p>V6.0 01/03/21 Must have completed the BB Commercial Vehicle driver e-learning training module within the last 3 years.</p> <p>V6.1 01/02/23 Reviewed with minor changes to wording in operator section and limitation of use</p> <p>V6.2 01/10/23 Reviewed with an update to reflect EV’s. EV vehicle only – Max length charging cables, and an</p>

Document No	Description	Issue Date	Version	Comments
				early warning of know spec changes coming
HSF-SP-0046JS	LCV Fleet Small Van (LSV1 LSV2)	01/10/2023	6.1	<p>V1.0 14/09/18 New BB Document V2.0 04/02/19 Doc Authoriser changed. Fleet Help Desk phone number updated. 'Plant Specification' changed to 'Fleet Specification'. Elements from HGV-Specific moved to HGV General. Elements from HGV-General and Specific moved to Additional Options. Chapter 8 specification detail removed. Requirements for FORS amended. 'Euro 6 if operating in or around City Urban Clean Air Zones' added to Environmental Requirements. V3.0 07/05/19 Dash cams added as an option Twin roof beacons added as clarification to chapter 8 requirements Reverse alarms moved from vans less than 2000kg GVW V4.0 05/08/19 Tachograph option removed. Commercial vehicle policy reference and added the hyphens and hyperlinked. ECE R65 approved roof mounted twin beacon added. V5.0 13/01/20 Passenger air bag has moved from "mandatory" to "optional" V6.0 01/03/21 Must have completed the BB Commercial Vehicle driver e-learning training module within the last 3 years. V6.1 01/10/23 Reviewed with an update to reflect EV's. EV vehicle only – Max length charging cables, and an early warning of know spec changes coming</p>
HSF-SP-0046JT	LCV Fleet 9 Seater Minibus (MB1)	01/10/2023	6.2	<p>V1.0 14/09/18 New BB Document V2.0 04/02/19 Doc Authoriser changed. Fleet Help Desk phone number updated. 'Plant Specification' changed to 'Fleet Specification'. Elements from HGV-Specific moved to HGV General. Elements from HGV-General and Specific moved to Additional Options. Chapter 8 specification detail removed. Requirements for FORS amended. 'Euro 6 if operating in or around City Urban Clean Air Zones' added to Environmental Requirements. V3.0 07/05/19 Dash cams added as an option Twin roof beacons added as clarification to chapter 8 requirements Reverse alarms moved from vans less than 2000kg GVW</p>

Document No	Description	Issue Date	Version	Comments
				<p>V4.0 05/08/19 ECE R65 approved roof mounted twin beacons added.</p> <p>V5.0 13/01/20 Passenger air bag has moved from “mandatory” to “optional”</p> <p>V6.0 01/03/21 Must have completed the BB Commercial Vehicle driver e-learning training module within the last 3 years.</p> <p>V6.1 01/02/23 Reviewed with minor changes to wording in operator section and limitation of use</p> <p>V6.2 01/10/23 Reviewed with an update to reflect EV’s. EV vehicle only – Max length charging cables, and an early warning of know spec changes coming</p>
HSF-SP-0046JU	Double Cab Dropside	01/10/2023	5.2	<p>V1.0 01/02/19 New BB Document</p> <p>V2.0 07/05/19 Dash cams added as an option</p> <p>Twin roof beacons added as clarification to chapter 8 requirements</p> <p>Reverse alarms moved from vans less than 2000kg GVW</p> <p>V3.0 05/08/19 ECE R65 approved roof mounted twin beacon added to optional. Commercial vehicle policy reference and added the hyphens and hyperlinked.</p> <p>V4.0 13/01/20 Passenger air bag has moved from “mandatory” to “optional”</p> <p>V5.0 01/03/21 Must have completed the BB Commercial Vehicle driver e-learning training module within the last 3 years</p> <p>V5.1 01/02/23 Reviewed with minor changes to wording in operator section and limitation of use</p> <p>V5.2 01/10/23 Reviewed with an update to reflect EV’s. EV vehicle only – Max length charging cables, and an early warning of know spec changes coming</p>
HSF-SP-0046JV	Short Wheel Base Mid Range Van	01/10/2023	3.2	<p>V1.0 07/10/19 New BB document</p> <p>V2.0 13/01/20 Passenger air bag has moved from “mandatory” to “optional”</p> <p>V3.0 01/03/21 Must have completed the BB Commercial Vehicle driver e-learning training module within the last 3 years.</p> <p>V3.1 01/02/23 Reviewed with minor changes to wording in operator section and limitation of use</p> <p>V3.2 01/10/23 Reviewed with an update to reflect EV’s. EV vehicle only – Max length charging cables, and an early warning of know spec changes coming</p>

Document No	Description	Issue Date	Version	Comments
HSF-SP-0046JW	Miscellaneous (Fleet)	01/06/2023	3.0	V1.0 04/11/19 New BB document V2.0 01/05/21 updated crane section to align with the latest safety bulletin on Swivel/non swivel crane hooks V2.1 01/09/21 Must hold a current valid Balfour Beatty Permit to drive & Must hold a DVSA issued tachograph Driver card V3.0 01-06-23 - Updated in line with changes made regarding crane stabilisers following the safety alert 2022-UK-SA-001
HSF-SP-0046JX	PSV Licensed 17 Seat Minibus	01/12/2023	1.0	V1.0 01/12/23 – New specification document

SITE ACCOMMODATION

Typical Illustration



Core requirements

To provide site accommodation in lengths 8' to 32' and widths 8', 9' & 10' for offices, canteens, drying rooms, toilets & showers, on site security & sleeper type units.

MANDATORY REQUIREMENTS

Plant Specific

- ✓ Steel construction Anti Vandal
- ✓ BB Corporate colours & signage (10 days' notice required)
- ✓ 32 amp external isolator switch
- ✓ LED lighting
- ✓ Skirting Height double sockets
- ✓ Internal vinyl faced plasterboard
- ✓ Vinyl Floor coverings
- ✓ Thermostatically controlled heating system
- ✓ Suitable ventilation
- ✓ Window Blinds (Office type units only)
- ✓ External door closures
- ✓ 1-3 Notice boards 6'x4' (depending on size of unit)
- ✓ Hat & coat hooks
- ✓ PIR sensors
- ✓ Emergency lighting (32' units only and >1 unit)
- ✓ Push pads to fire doors
- ✓ 2 keys per door lock
- ✓ Open plan, 60/40 or 50/50 configuration
- ✓ Cleaners full height cupboard (Canteen units only)
- ✓ Peak load management system (site set ups consisting of a minimum of 5 units in any combination of offices, welfare units or toilet/shower/drying rooms)

Operator Specific

- ✓ Ensure adequate lift plan is in place if being lifted into position

Operator Specific Cont...

- ✓ Ensure fixed Electrical installation test certificate is obtained after connection on site.
- ✓ Must be compliant with Fire Alarm Systems BS5389-1 category L3 minimum

Risks

- ♥ Frozen water pipes in adverse weather conditions
- ♥ Fire risk due to improper use of facilities i.e. drying on heaters etc.

Limitations of Use

- ♥ Not to be sited on uneven ground
- ♥ Not to be stacked more than 3 high (special build required for stacking 3 high)

Note: All persons preparing risk assessments involving plant are encouraged to review previous risk assessments undertaken for similar activities and safety alerts

Additional Options

- ? Double sockets desk height
- ? Low level 65amp external isolator switch
- ? Carpet (Open plan meeting room only)
- ? Emergency lighting to fire doors
- ? External staircase c/w handrails and landing
- ? External LED floodlights

Eco specification option

- ? Smart Meters - Electric
- ? Double glazed windows
- ? Insulation upgrade including floor

Additional Options Cont...

Fire certificated option

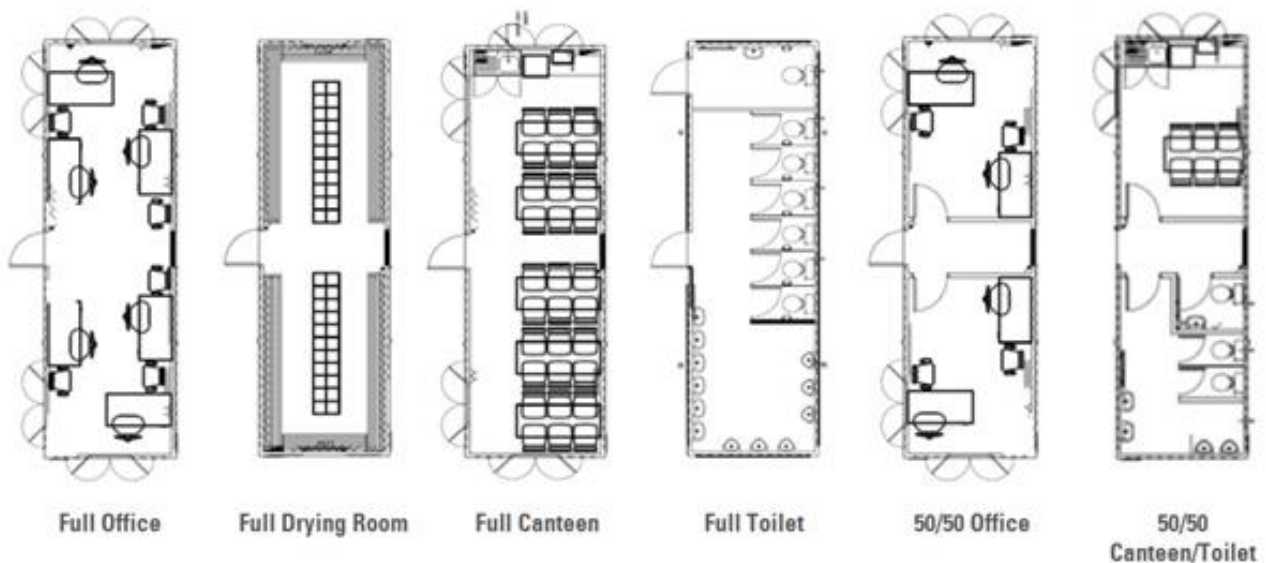
- ? Smart Meters – Electric
- ? Complies with BS476 Parts 20,22 &32
- ? Complies with building regulations for fire resistance.
- ? Complies with the joint Code of Practice on the protection from fire of construction sites and buildings undergoing renovation

“B” Rated EPC Option

- ? uPVC Double glazed, k-coated & gas filled windows
- ? Overhead door closers with weather strip & draught proofing
- ? Added wall, roof & floor insulation
- ? 1kW heaters on dedicated individual circuits
- ? Digital thermostat c/w open window sensor
- ? Eco Net receiver
- ? Lux & time delay adjustable, PIR controlled single 5ft tube LED lighting units (5 per 32' bay)
- ? 13A 2-Gang sockets with Dual USB Charger (USB A & USB C for fast charge)
- ? **Drying room** - 3kW dehumidifier and high velocity circulation fan
- ? **Drying room** - Internal thermostat [pre-set at 4.5 = 23°C] & humidistat [pre-set at 45% relative humidity]
- ? Grey water recycling ready
- ? **Shower blocks** – 50 litres hot water storage cylinder
- ? **Kitchen** – wall mounted water boiler – 3 litre capacity, 2.85 kW

(Additional Options need to be specified at the time of order and additional costs may be incurred)

Example Layouts



Plant and Operator General Requirements overleaf

PLANT AND OPERATOR GENERAL REQUIREMENTS

Plant - General

- ✓ Evidence of Pre-hire inspection including electrical test label on electric board
- ✓ All safety decals in place and legible

Operator - General

- ✓ Complete Pre-use check sheet/e-inspection
- ✓ Compliance with Pre-use and Defect Reporting System
- ✓ Report all unsafe conditions
- ✓ Abide by specific BB Company policies, procedures and permits
- ✓ Always operate/use the equipment in accordance with manufacturer's instructions / recommendations

For any clarification or more information on this type of equipment please contact
The Service Centre of Excellence on 0114 232 9760

ROAD SWEEPER / GULLY SUCKER

Typical Illustration



Core requirements

Vehicle mounted road sweeper or combined road sweeper and gully sucker up to 6,800 lts capacity.

Environmental Requirements

If registered post Dec '13, Engine minimum must comply with both EEV and Euro VI emission standards. Waste carriers licence.

MANDATORY REQUIREMENTS

Plant Specific

- ✓ Chapter 8 compliant beacons, reflective chevrons and 'Highway/Motorway Maintenance' signage
- ✓ Public Highway compliance with C&U regulations – (VED registered, working Lights, indicators, registration plate's front & rear etc.)
- ✓ Current Operator licence displayed
- ✓ Current MOT plating certificate
- ✓ Compliant with FORS (minimum Bronze spec)
- ✓ Compliant with CLOCS standard
- ✓ Live tracking system
- ✓ Seat belts must be fitted and operational
- ✓ Mirrors (including Class V & VI)/CCTV to satisfy 1m high at 1m distance 360° visibility criteria
- ✓ Audible reversing alarm
- ✓ Isolation switch with key
- ✓ Locking doors with key
- ✓ Cab steps and handles painted high visibility yellow ensuring 3 points of contact is achievable
- ✓ Locking caps/covers to fuel and all other tanks
- ✓ Where access is required at height for security & maintenance purposes, suitable handrails must be in place to prevent falling from height
- ✓ Wheel nut indicators
- ✓ Labelled each side with tyre inflation pressure
- ✓ Dual gully brush and wide main brush
- ✓ Gully sucker and hand lance
- ✓ Fire extinguisher in cab of machine
- ✓ First aid kit and eyewash in cab
- ✓ Rear work lights

Operator Specific

- ✓ Must be able to demonstrate they are fit for work
- ✓ Must have a current relevant driving licence if driving on the public highway
- ✓ Shall hold a current Driver CPC qualification
- ✓ Comply with the Duty of Care for Waste Carriers
- ✓ Operator to be TM trained in 'mobile works'
- ✓ Must comply with the Drivers Hours Regulations
- ✓ Full site-defined PPE must be worn - loose fitting clothing should be avoided to prevent inadvertent operation of controls
- ✓ Operator to mount and dismount machine using fixed access arrangements and always facing the machine using 3 points of contact
- ✓ Seat belt must be worn
- ✓ Engine must be turned off if approached by others and keys removed from the ignition before leaving the cab unattended for any reason
- ✓ Shall stop work if any unauthorised/unsupervised personnel enter their immediate work area

Risks

- ♥ Striking overhead obstructions/utility lines
- ♥ People in operational exclusion zone
- ♥ Effect of weather on visibility and working/traffic surfaces
- ♥ Noise – hearing protection must be used as appropriate
- ♥ Safe and clean access into cab & for refuelling

Risks Cont....

- ♥ Danger of flying debris during wash out of bin and filters or using hand lance
- ♥ Danger of crushing under un-propped body
- ♥ Working in live traffic
- ♥ Public interface – working alongside
- ♥ Disposing of waste products

Limitations of Use

- ♥ Do not use if equipment is, or appears to be damaged
- ♥ Controls should be secured so that unauthorised operation is effectively prevented when the machine is not in use
- ♥ No entry into exclusion zone unless signalled by operator

Note: All persons preparing risk assessments involving plant are encouraged to review previous risk assessments undertaken for similar activities and safety alerts

Additional Options

- ? Telematics system c/w geo fencing
- ? Independent isolation system
- ? CCTV/Proximity sensor system
- ? 360° “Birdseye view” camera system
- ? Base colour to be conspicuous as per Highways Agency chapter 8

(Additional Options need to be specified at the time of order and additional costs may be incurred)

Plant and Operator General Requirements below

PLANT AND OPERATOR GENERAL REQUIREMENTS

Plant - General

- ✓ Must be compliant with EC Machinery Directive 2006/42/EC and supplied with a declaration of conformity
- ✓ Evidence of Pre-hire inspection
- ✓ Evidence of regular inspection plus “next service and or inspection due” date sticker
- ✓ Operator instructions must be with the machine
- ✓ All safety decals in place and legible

Operator - General

- ✓ Attend full induction prior to starting work
- ✓ Be briefed on the site-specific Plant, Vehicle and People Management Plan (PVPMP) and check for overhead obstructions and hazards
- ✓ Be signed onto the appropriate Safe System of Work documentation for the task
- ✓ Complete Pre-Use check sheet/e-inspection
- ✓ Comply with Inspection and Defect Reporting System
- ✓ Have a competency assessment prior to being put to work – be familiar with machine
- ✓ Report all unsafe conditions
- ✓ Abide by specific BB Company policies, procedures and permits
- ✓ Always operate/use the equipment in accordance with manufacturer’s instructions / recommendations

For any clarification or more information on this type of equipment please contact

The Service Centre of Excellence on 0114 232 9760

VACUUM TANKER

Typical Illustration



MANDATORY REQUIREMENTS

Plant Specific

- ✓ Chapter 8 compliant beacons, reflective chevrons and 'Highway/Motorway Maintenance' signage
- ✓ Public Highway compliance with C&U regulations – (VED registered, working Lights, indicators, registration plate's front & rear etc.)
- ✓ Current Operator licence displayed
- ✓ Current MOT plating certificate
- ✓ Compliant with FORS (minimum Bronze spec)
- ✓ Live tracking system
- ✓ Seat belts must be fitted and operational
- ✓ Mirrors (including Class V & VI)/CCTV to satisfy 1m high at 1m distance 360° visibility criteria
- ✓ Audible reversing alarm
- ✓ Wheel nut indicators
- ✓ Labelled each side with tyre inflation pressure
- ✓ Isolation switch with key
- ✓ Locking doors with key
- ✓ Cab steps and handles painted high visibility yellow ensuring 3 points of contact is achievable
- ✓ Locking caps/covers to fuel and all other tanks
- ✓ Where access is required at height for security & maintenance purposes, suitable handrails must be in place to prevent falling from height
- ✓ Fire extinguisher in cab of machine
- ✓ First aid kit and eye wash in cab

Core requirements

Lorry mounted high volume vacuum tanker up to 15,000 lts capacity

Environmental Requirements

If registered post Dec '13, Engine minimum must comply with both EEV and Euro VI emission standards. Waste Carrier licence

Operator Specific

- ✓ Must be able to demonstrate they are fit for work
- ✓ Must be suitably trained and competent in the use of this type of equipment
- ✓ Must have a current relevant driving licence if driving on the public highway
- ✓ Shall hold a current Driver CPC qualification

Operator Specific Cont....

- ✓ Operator to be TM trained in 'mobile works' if working on the public highway
- ✓ Comply with the Duty of Care for Waste Carriers
- ✓ Comply with the Drivers Hours Regulations
- ✓ Full site-defined PPE must be worn - loose fitting clothing should be avoided to prevent inadvertent operation of controls
- ✓ Operator to mount and dismount machine using fixed access arrangements and always facing the machine using 3 points of contact
- ✓ Seat belt must be worn
- ✓ Engine must be turned off if approached by others and keys removed from the ignition before leaving the cab unattended for any reason
- ✓ Shall stop work if any unauthorised/unsupervised personnel enter their immediate work area

Risks

- ♥ Striking overhead obstructions/utility lines
- ♥ People in operational exclusion zone

- ♥ Effect of weather on visibility and working/traffic surfaces
- ♥ Noise – hearing protection must be used as appropriate
- ♥ Safe and clean access into cab & for refuelling
- ♥ Danger of flying debris during wash out of bin and filters or using hand lance
- ♥ Danger of crushing under un-propped body
- ♥ Working in live traffic
- ♥ Public interface – working alongside
- ♥ Disposing of waste products

Limitations of Use

- ♥ Do not use if equipment is, or appears to be damaged
- ♥ Controls should be secured so that unauthorised operation is effectively prevented when the machine is not in use
- ♥ No entry into exclusion zone unless signalled by operator

Note: All persons preparing risk assessments involving plant are encouraged to review previous risk assessments undertaken for similar activities and safety alerts

Additional Options

- ? Telematics system c/w geo fencing
- ? Independent isolation system
- ? CCTV/Proximity sensor system
- ? 360° “Birdseye view” camera system
- ? Base colour to be conspicuous as per Highways Agency chapter 8

(Additional Options need to be specified at the time of order and additional costs may be incurred)

PLANT AND OPERATOR GENERAL REQUIREMENTS

Plant - General

- ✓ Must be compliant with EC Machinery Directive 2006/42/EC and supplied with a declaration of conformity
- ✓ Evidence of Pre-hire inspection
- ✓ Evidence of regular inspection plus “next service and or inspection due” date sticker
- ✓ Operator instructions must be with the machine
- ✓ All safety decals in place and legible

Operator - General

- ✓ Attend full induction prior to starting work
- ✓ Be briefed on the site-specific Plant, Vehicle and People Management Plan (PVPMP) and check for overhead obstructions and hazards
- ✓ Be signed onto the appropriate Safe System of Work documentation for the task
- ✓ Complete Pre-Use check sheet/e-inspection
- ✓ Comply with Inspection and Defect Reporting System
- ✓ Have a competency assessment prior to being put to work – be familiar with machine
- ✓ Report all unsafe conditions
- ✓ Abide by specific BB Company policies, procedures and permits
- ✓ Always operate/use the equipment in accordance with manufacturer’s instructions / recommendations

For any clarification or more information on this type of equipment please contact

The Service Centre of Excellence on 0114 232 9760

TRENCH RAMMER

Typical Illustration



Core requirements

Petrol/Diesel/Battery powered trench compactor, shoe size 150mm – 330mm

Environmental requirements

Engine must comply with the Balfour Beatty Emissions Requirements as stated in Reference Material ENV-RM-0011a

MANDATORY REQUIREMENTS

Plant Specific

- ✓ Power source/engine type as requisitioned
- ✓ HAVS magnitude, noise emission level and weight to be displayed
- ✓ Automatic fuel mix capability (if 2 stroke engine)
- ✓ Lifting points on top and on leg
- ✓ Rammer shoe width as requested
- ✓ Reduced vibration handles
- ✓ Vibration magnitude not to exceed 7.6m/s²
- ✓ Compaction capabilities must meet the HAUC & NRSWA:1991 specifications dependent on size of shoe fitted

Operator Specific

- ✓ Must be able to demonstrate they are fit for work
- ✓ If working on the Public Highway, must be familiar with the NRSWA:1991 regulations and hold a current Street Works Card
- ✓ Full site-defined PPE must be worn
- ✓ Be familiar with specific HAVS action levels for equipment being used
- ✓ Must comply with the HAVS Management System

Risks

- ♥ Exposure to HAVS & noise
- ♥ Manual handling – heavy equipment
- ♥ Falling in to excavations
- ♥ Public interface – working alongside
- ♥ Working in live traffic
- ♥ Refueling – fuel spillage

Limitations of Use

- ♥ Do not use if equipment is or appears to be damaged
- ♥ Do not exceed daily HSE points limit

Note: All persons preparing risk assessments involving plant are encouraged to review previous risk assessments undertaken for similar activities and safety alerts

Additional Options

- ? Transportation wheels
- ? Spare battery (Battery machines)
- ? 12/24v Vehicle charger (Battery machines)
- ? Personal electronic HAVS monitoring system

(Additional Options need to be specified at the time of order and additional costs may be incurred)

Plant and Operator General Requirements overleaf

PLANT AND OPERATOR GENERAL REQUIREMENTS

Plant - General

- ✓ Must be compliant with EC Machinery Directive 2006/42/EC and supplied with a declaration of conformity
- ✓ Evidence of Pre-hire inspection
- ✓ Evidence of regular inspection plus “next service and or inspection due” date sticker
- ✓ Operator instructions manual including load charts must be with the machine
- ✓ All safety decals in place and legible

Operator - General

- ✓ Attend full induction prior to starting work
- ✓ Be briefed on the site-specific Plant, Vehicle and People Management Plan (PVPMP) and check for overhead obstructions and hazards
- ✓ Be signed onto the appropriate Safe System of Work documentation for the task
- ✓ Complete Pre-Use check sheet/e-inspection
- ✓ Comply with Inspection and Defect Reporting System
- ✓ Have a competency assessment prior to being put to work – be familiar with machine
- ✓ Report all unsafe conditions
- ✓ Abide by specific BB Company policies, procedures and permits
- ✓ Always operate/use the equipment in accordance with manufacturer’s instructions / recommendations

For any clarification or more information on this type of equipment please contact
The Service Centre of Excellence on 0114 232 9760

PLATE COMPACTOR

Typical Illustration



Core requirements

Petrol diesel or battery powered, single or forward & reverse directional, hand operated or remote-control compaction plate.

Environmental requirements

Engine must comply with the Balfour Beatty Emissions Requirements as stated in Reference Material ENV-RM-0011a

MANDATORY REQUIREMENTS

Plant Specific

- ✓ Power source/engine type as requisitioned
- ✓ HAVS magnitude, noise emission level and weight to be displayed
- ✓ Lifting point on top of machine or forklift pockets for heavy machines
- ✓ Plate width as requested
- ✓ Reduced vibration handles for hand operated machines
- ✓ Vibration magnitude for hand operated machines not to exceed 8.0m/s²
- ✓ If compactor plates are being linked together only approved manufacturers methods and link attachments must be used
- ✓ Compaction capabilities must meet the HAUC & NRSWA:1991 specifications dependant on size of shoe fitted
- ✓ If Remote Control:
 - ✓ Remote control operation up to 20m distance where applicable
 - ✓ Auto halt within 2m of operator

Operator Specific

- ✓ Must be able to demonstrate they are fit for work
- ✓ If working on the Public Highway, must be familiar with the NRSWA:1991 regulations and hold a current Street Works Card
- ✓ Full site-defined PPE must be worn - loose fitting clothing should be avoided to prevent inadvertent operation of controls

Operator Specific Cont....

- ✓ Be familiar with specific HAVS action levels for equipment being used
- ✓ Must comply with the HAVS Management System
- ✓ If being lifted into place, ensure a risk assessment has been conducted and lift plan is completed, and all involved parties are aware of the associated risks and the plan
- ✓ Ensure machine is always used in line of sight – never operate the controls if any part of the machine is out of view

Risks

- ♥ Exposure to HAVS & noise
- ♥ Manual handling – heavy equipment
- ♥ Falling in to excavations
- ♥ People in operational exclusion zone
- ♥ Public interface – working alongside
- ♥ Working in live traffic
- ♥ Refuelling – fuel spillage

Limitations of Use

- ♥ Do not use if equipment is, or appears to be damaged
- ♥ Do not link compactor plates together unless correct manufacturers methods are adhered to
- ♥ Do not exceed your daily HSE points limit

Note: All persons preparing risk assessments involving plant are encouraged to review previous risk assessments undertaken for similar activities and safety alerts.

Additional Options

- ? Transportation wheels
- ? Optimum compaction indicator
- ? Spare battery (Battery powered option only)
- ? Locking caps/covers to fuel and all other tanks
- ? Personal electronic HAVS monitoring system

(Additional Options need to be specified at the time of order and additional costs may be incurred)

Plant and Operator General Requirements overleaf

PLANT AND OPERATOR GENERAL REQUIREMENTS

Plant - General

- ✓ Must be compliant with EC Machinery Directive 2006/42/EC and supplied with a declaration of conformity
- ✓ Evidence of Pre-hire inspection
- ✓ Evidence of regular inspection plus “next service and or inspection due” date sticker
- ✓ Operator instructions manual including load charts must be with the machine
- ✓ All safety decals in place and legible

Operator - General

- ✓ Attend full induction prior to starting work
- ✓ Be briefed on the site-specific Plant, Vehicle and People Management Plan (PVPMP) and check for overhead obstructions and hazards
- ✓ Be signed onto the appropriate Safe System of Work documentation for the task
- ✓ Complete Pre-Use check sheet/e-inspection
- ✓ Comply with Inspection and Defect Reporting System
- ✓ Have a competency assessment prior to being put to work – be familiar with machine
- ✓ Report all unsafe conditions
- ✓ Abide by specific BB Company policies, procedures and permits
- ✓ Always operate/use the equipment in accordance with manufacturer’s instructions / recommendations

For any clarification or more information on this type of equipment please contact

The Service Centre of Excellence on 0114 232 9760

PEDESTRAIN ROLLER / ROLLER BREAKER

Typical Illustration



Core requirements

Hand controlled, diesel/petrol, single drum pedestrian roller from 550mm to 710mm drum width

Environmental requirements

Engine must comply with the Balfour Beatty Emissions Requirements as stated in Reference Material ENV-RM-0011a

MANDATORY REQUIREMENTS

Plant Specific

- ✓ Fitted with front & rear scraper bars on drum/s
- ✓ Electric start
- ✓ Integral water supply to drum
- ✓ Locking caps/covers to fuel and all other tanks
- ✓ Isolation switch with key
- ✓ Anti-entrapment device when roller in reverse travel.

If breaker supplied:

- ✓ HAVS magnitude, noise emission level and weight to be displayed
- ✓ All tooling to have optimum silencing fitted
- ✓ Reduced vibration handles
- ✓ All points/drill bits etc. to be supplied sharp

Trailer - if supplied:

- ✓ Type approved for use on the UK public Highway in accordance with Directive 2007/46/EC
- ✓ 40mm towing eye
- ✓ Safety cable
- ✓ The tail gate shall also provide adequate traction for plant in adverse weather conditions and where mud/clay has contaminated surfaces
- ✓ Anti-rattle tail gate fasteners
- ✓ Bespoke fixing points to attach roller to trailer
- ✓ Wheel nut indicators
- ✓ Labelled each side with tyre inflation pressure and wheel nit torque figure
- ✓ Jockey leg designed to be secure in transit and maximise ground clearance i.e. above the bottom of the chassis frame

Operator Specific

- ✓ Must be able to demonstrate they are fit for work
- ✓ Full site-defined PPE must be worn - loose fitting clothing should be avoided to prevent inadvertent operation of controls
- ✓ Engine must be turned off if approached by others and keys removed from the ignition before leaving unattended for any reason.
- ✓ Shall stop work if any unauthorised/unsupervised personnel enter their immediate work area

If breaker supplied:

- ✓ Be familiar with specific HAVS action levels for equipment being used
- ✓ Must comply with the HAVs Management System

Trailer - if supplied:

- ✓ Must not exceed 750kgs gross
- ✓ Ensure road worthiness of the trailer
- ✓ Ensure correct registration number is displayed on the rear of the trailer

Risks

Roller:

- ♥ Only to be used on gradients that are within the machines capability. (Refer to manufacturers manual)
- ♥ People in operational exclusion zone
- ♥ Loose clothing snagging on controls
- ♥ Public interface – working alongside

- ♥ Exposure to HAVS & noise
- ♥ Falling in to excavations
- ♥ Refuelling – fuel spillage
- ♥ Significant risk of crushing

Breaker:

- ♥ Flying debris, eye injury, hand injury
- ♥ Exposure to HAVS & noise
- ♥ Manual handling – heavy equipment
- ♥ Underground services

Trailer:

- ♥ Stability during Loading and unloading
- ♥ Implement sufficient control measures to protect members of the public
- ♥ Ensure that good housekeeping is applied and trailer/vehicle are kept clean and tidy

Limitations of Use

- ♥ Do not use if equipment is, or appears to be damaged

Roller:

- ♥ No entry into exclusion zone unless signaled by operator
- ♥ Controls should be secured so that unauthorised operation is effectively prevented when the machine is not in use

Breaker:

- ♥ Do not exceed your daily HSE points limit

Trailer:

- ♥ Not to be used in an overloaded state

Note: All persons preparing risk assessments involving plant are encouraged to review previous risk assessments undertaken for similar activities and safety alerts

Additional Options

Roller:

- ? *Optimum compaction indicator*
- ? *Personal electronic HAVS monitoring system*

Breaker:

- ? Task assessment to identify any alternative methods available not using handheld vibrating tools

Trailer:

- ? Security wheel clamps
- ? Tow hitch lock
- ? LED lights in lieu of bulbs, should be able to work with towing vehicle without need for retro fit resistor packs.
- ? Suitable number plate holder to facilitate quick change over and security of attachment
- ? Wheel chocks
- ? Use of sealed life bearings in lieu of taper bearings

(Additional Options need to be specified at the time of order and additional costs may be incurred)

Plant and Operator General Requirements overleaf

PLANT AND OPERATOR GENERAL REQUIREMENTS

Plant - General

- ✓ Must be compliant with EC Machinery Directive 2006/42/EC and supplied with a declaration of conformity
- ✓ Evidence of Pre-hire inspection
- ✓ Evidence of regular inspection plus “next service and or inspection due” date sticker
- ✓ Operator instructions manual including load charts must be with the machine
- ✓ All safety decals in place and legible

Operator - General

- ✓ Attend full induction prior to starting work
- ✓ Be briefed on the site-specific Plant, Vehicle and People Management Plan (PVPMP) and check for overhead obstructions and hazards
- ✓ Be signed onto the appropriate Safe System of Work documentation for the task
- ✓ Complete Pre-Use check sheet/e-inspection
- ✓ Comply with Inspection and Defect Reporting System
- ✓ Have a competency assessment prior to being put to work – be familiar with machine
- ✓ Report all unsafe conditions
- ✓ Abide by specific BB Company policies, procedures and permits
- ✓ Always operate/use the equipment in accordance with manufacturer’s instructions / recommendations

For any clarification or more information on this type of equipment please contact

The Service Centre of Excellence on 0114 232 9760

TRENCH ROLLER

Typical Illustration



MANDATORY REQUIREMENTS

Plant Specific

- ✓ If manual or umbilical operation, an integrated safety bar must be present to protect the operator
- ✓ Remote control operation up to 20m distance where applicable
- ✓ Auto halt, if operating by remote control, within 2m of operator
- ✓ Supplied with pad feet rollers as default
- ✓ Fitted with front & rear scraper bars on both rollers
- ✓ Certified lifting point
- ✓ Emergency stop button

Operator Specific

- ✓ Must be able to demonstrate they are fit for work
- ✓ Engine must be turned off if approached by others and keys removed from the ignition before leaving unattended for any reason
- ✓ Shall stop work if any unauthorised/unsupervised personnel enter their immediate work area
- ✓ If being lifted into place, ensure a risk assessment has been conducted and lift plan is completed and all involved parties are aware of the associated risks and the plan
- ✓ Operator to ensure machine is always used in line of sight – never operate the controls if any part of the machine is out of view
- ✓ If Remote Control: - Specific Emergency Recovery / Rescue Procedures must be established and effectively communicated prior to works commencing

Core requirements

Up to 850mm wide, skid steered or articulated, manual, umbilical or remote controlled, diesel powered trench compactor.

Environmental requirements

Engine must comply with the Balfour Beatty Emissions Requirements as stated in Reference Material ENV-RM-0011a

Risks

- ♥ Crushing risk in articulation zone
- ♥ Overturning due to ground/site conditions
- ♥ People in operational exclusion zone.

Limitations of Use

- ♥ Do not use if equipment is, or appears to be damaged
- ♥ No entry into exclusion zone unless signalled by the operator

Note: All persons preparing risk assessments involving plant are encouraged to review previous risk assessments undertaken for similar activities and safety alerts

ADDITIONAL OPTIONS

- ? Telematics c/w geo fencing
- ? Independent isolation system
- ? Smooth drums
- ? Locking caps/covers to fuel and all other tanks
- ? Optimum compaction indicator

(Additional Options need to be specified at the time of order and additional costs may be incurred)

Approved Manufacturers



Plant and Operator General Requirements overleaf

PLANT AND OPERATOR GENERAL REQUIREMENTS

Plant - General

- ✓ Must be compliant with EC Machinery Directive 2006/42/EC and supplied with a declaration of conformity
- ✓ Evidence of Pre-hire inspection
- ✓ Evidence of regular inspection plus “next service and or inspection due” date sticker
- ✓ Operator instructions manual including load charts must be with the machine
- ✓ All safety decals in place and legible

Operator - General

- ✓ Attend full induction prior to starting work
- ✓ Be briefed on the site-specific Plant, Vehicle and People Management Plan (PVPMP) and check for overhead obstructions and hazards
- ✓ Be signed onto the appropriate Safe System of Work documentation for the task
- ✓ Complete Pre-Use check sheet/e-inspection
- ✓ Comply with Inspection and Defect Reporting System
- ✓ Have a competency assessment prior to being put to work – be familiar with machine
- ✓ Report all unsafe conditions
- ✓ Abide by specific BB Company policies, procedures and permits
- ✓ Always operate/use the equipment in accordance with manufacturer’s instructions / recommendations

For any clarification or more information on this type of equipment please contact

The Service Centre of Excellence on 0114 232 9760

RIDE ON COMPACT ROLLER

Typical Illustration



Core requirements

Self-propelled diesel ride on compaction roller from 1t to 13t.

Environmental requirements

Engine must comply with the Balfour Beatty Emissions Requirements as stated in Reference Material ENV-RM-0011a

MANDATORY REQUIREMENTS

Plant Specific

- ✓ Supplied with lights and if used on Public Highway compliance with Statutory regulations – (VED registered, working Lights, indicators, registration plate's front & rear etc.)
- ✓ Flashing amber beacon
- ✓ Cab Care System (if fitted with cab)
- ✓ ROPS & FOPS cab structure where risk of falling objects
- ✓ Fitted with front & rear scraper bars on drum/s
- ✓ Integral water supply to drum
- ✓ Locking doors with key - for all glazed cab machines
- ✓ Cab steps and handles painted high visibility yellow ensuring 3 points of contact is achievable
- ✓ Seat belts must be fitted and operational
- ✓ Mirrors/CCTV to ensure 1m high at 1m distance visibility criteria.
- ✓ Audible reversing alarm
- ✓ Locking caps/covers to fuel and all other tanks
- ✓ Isolation switch with key
- ✓ Fitted with Human Form Recognition Cameras. See [HSF-SP-0047b](#) HFR Camera System Specification for more details. (For 13t and above)

Operator Specific

- ✓ Must be able to demonstrate they are fit for work
- ✓ Operators must be competent and hold a valid industry recognised competence card – as per BB competency standard
- ✓ Must have a current relevant driving licence if driving on the public highway
- ✓ Evidence of familiarisation training for type of crane to be operated

Operator Specific Cont...

- ✓ Must comply with the requirements of the site lift plan
- ✓ Must know the weights of the loads before lifting
- ✓ Competent to check Rated Capacity Indicator
- ✓ Assess operator on communication skills, language, hand signals and radio use
- ✓ Full site-defined PPE must be worn - loose fitting clothing should be avoided to prevent inadvertent operation of controls

Risks

- ♥ Safe and clean access into cab & for refuelling
- ♥ High risk of overturning at speed and on inclines
- ♥ People in operational exclusion zone
- ♥ Effect of weather on visibility and working/traffic surfaces
- ♥ Only to be used on gradients that are within the machine's capability. (Refer to manufacturers manual)
- ♥ Loose clothing snagging on controls
- ♥ Striking overhead obstructions/utility lines
- ♥ Public interface – working alongside
- ♥ Significant risk of crushing

Limitations of Use

- ♥ Do not use if equipment is, or appears to be damaged
- ♥ No entry into exclusion zone unless signalled by operator

Limitations of Use Cont....

- ♥ Controls should be secured so that unauthorised operation is effectively prevented when the machine is not in use

Note: All persons preparing risk assessments involving plant are encouraged to review previous risk assessments undertaken for similar activities and safety alerts

Additional Options

- ? Tracker unit
- ? Hydraulic rams on engine compartment covers to prevent slamming
- ? CCTV/Proximity sensor system
- ? 360° "Birdseye view" camera system
- ? Independent isolation system
- ? Whole body vibration monitoring
- ? Quarry spec light to indicate when seat belt worn
- ? Safety lever will not engage until the seatbelt is connected

Additional Options Cont....

- ? Coloured seat belts improve visibility
- ? Under seat, starter isolator, pressure switch
- ? Fire extinguisher fitted in cab

(Additional Options need to be specified at the time of order and additional costs may be incurred)

Plant and Operator General Requirements overleaf

PLANT AND OPERATOR GENERAL REQUIREMENTS

Plant - General

- ✓ Must be compliant with EC Machinery Directive 2006/42/EC and supplied with a declaration of conformity
- ✓ Evidence of Pre-hire inspection
- ✓ Evidence of regular inspection plus “next service and or inspection due” date sticker
- ✓ Operator instructions manual including load charts must be with the machine
- ✓ All safety decals in place and legible

Operator - General

- ✓ Attend full induction prior to starting work
- ✓ Be briefed on the site-specific Plant, Vehicle and People Management Plan (PVPMP) and check for overhead obstructions and hazards
- ✓ Be signed onto the appropriate Safe System of Work documentation for the task
- ✓ Complete Pre-Use check sheet/e-inspection
- ✓ Comply with Inspection and Defect Reporting System
- ✓ Have a competency assessment prior to being put to work – be familiar with machine
- ✓ Report all unsafe conditions
- ✓ Abide by specific BB Company policies, procedures and permits
- ✓ Always operate/use the equipment in accordance with manufacturer’s instructions / recommendations

For any clarification or more information on this type of equipment please contact

The Service Centre of Excellence on 0114 232 9760

AIR COMPRESSOR

Typical Illustration



Core requirements

Road towable, diesel powered, 50 – 750cfm compressor.

Environmental requirements

Engine must comply with the Balfour Beatty Emissions Requirements as stated in Reference Material ENV-RM-0011a

MANDATORY REQUIREMENTS

Plant Specific

- ✓ All current pressure systems regulations certification to be in place
- ✓ Type approved for use on the UK public Highway in accordance with Directive 2007/46/EC
- ✓ Overrun Braking system (for items over 750kg)
- ✓ 40mm towing eye
- ✓ Break away cable
- ✓ Wheel nut indicators
- ✓ Labelled each side with tyre inflation pressure and wheel nut torque figure
- ✓ Unique ID number to be displayed
- ✓ Towing/lifting weight to be clearly displayed
- ✓ Canopy to have integral fuel bunding for environmental protection
- ✓ All hoses to be supplied with 2 whip checks

Operator Specific

- ✓ Must be able to demonstrate they are fit for work
- ✓ If compressor is over 750KG, must have a current relevant driving licence if driving on the public highway
- ✓ Ensure that towing vehicle and trailer does not exceed rated capacity
- ✓ Full site-defined PPE must be worn - loose fitting clothing should be avoided to prevent inadvertent operation of controls
- ✓ Must comply with the HAVs Management System if using vibrating hand tools
- ✓ Ensure road worthiness of the trailer
- ✓ Ensure correct registration number is displayed on the rear of the compressor

Risks

- ♥ Implement sufficient control measures to protect members of the public
- ♥ Towing and lifting operations
- ♥ Noise – hearing protection must be used as appropriate
- ♥ Overturning due to ground/site conditions
- ♥ Stability during loading and unloading
- ♥ Flying debris, eye injury, hand injury
- ♥ Open hoses when airline switched on

Limitations of Use

- ♥ Do not use if equipment is, or appears to be damaged
- ♥ No entry into exclusion zone unless signalled by the operator

Note: All persons preparing risk assessments involving plant are encouraged to review previous risk assessments undertaken for similar activities and safety alerts

Additional Options

- ? Tracker unit
- ? Independent isolation system
- ? locking caps/covers to fuel and all other tanks
- ? Tow hitch lock
- ? Wheel Chocks
- ? Security Wheel Clamps
- ? LED lights in lieu of bulbs, should be able to work with towing vehicle without need for retro fit resistor packs.
- ? Suitable number plate holder to facilitate quick change over and security of attachment.
- ? Diagram on each trailer showing how wheel nut indicators should be orientated

PLANT AND OPERATOR GENERAL REQUIREMENTS

Plant - General

- ✓ Must be compliant with EC Machinery Directive 2006/42/EC and supplied with a declaration of conformity
- ✓ Evidence of Pre-hire inspection
- ✓ Evidence of regular inspection plus “next service and or inspection due” date sticker
- ✓ Operator instructions manual including load charts must be with the machine
- ✓ All safety decals in place and legible

Operator - General

- ✓ Attend full induction prior to starting work
- ✓ Be briefed on the site-specific Plant, Vehicle and People Management Plan (PVPMP) and check for overhead obstructions and hazards
- ✓ Be signed onto the appropriate Safe System of Work documentation for the task
- ✓ Complete Pre-Use check sheet/e-inspection
- ✓ Comply with Inspection and Defect Reporting System
- ✓ Have a competency assessment prior to being put to work – be familiar with machine
- ✓ Report all unsafe conditions
- ✓ Abide by specific BB Company policies, procedures and permits
- ✓ Always operate/use the equipment in accordance with manufacturer’s instructions / recommendations

For any clarification or more information on this type of equipment please contact

The Service Centre of Excellence on 0114 232 9760

AIR TOOL & ACSESSORIES

Typical Illustration



Core requirements

Compressed air driven hand held tools including breakers, impact wrench, scabblers, needle guns, drills, air lance, disc cutters etc.

MANDATORY REQUIREMENTS

Plant Specific

- ✓ . Unique ID number to be displayed
- ✓ HAVS magnitude, noise emission level and weight to be displayed
- ✓ All tooling to have optimum silencing fitted
- ✓ Reduced vibration handles
- ✓ All points/drill bits etc. to be supplied sharp
- ✓ All hoses to be supplied with 2 whip checks

Operator Specific

- ✓ Must be able to demonstrate they are fit for work
- ✓ Full site-defined PPE must be worn - loose fitting clothing should be avoided to prevent inadvertent operation of controls
- ✓ Be familiar with specific HAVS action levels for equipment being used
- ✓ Must comply with the HAVs Management System

Risks

- ♥ Flying debris, eye injury, hand injury
- ♥ Using abrasive wheels
- ♥ Exposure to HAVS & noise
- ♥ Manual handling – Heavy equipment
- ♥ Damaging underground services – *Specific BB company's policies & procedures must be adhered to before excavation operations commence.*
- ♥ Public interface – working alongside

Limitations of Use

- ♥ Do not use if equipment is or appears to be damaged
- ♥ Do not exceed your daily HSE points limit

Note: All persons preparing risk assessments involving plant are encouraged to review previous risk assessments undertaken for similar activities and safety alerts

Additional Options

- ? Task assessment to identify any alternative methods available not using hand held vibrating tools

(Additional Options need to be specified at the time of order and additional costs may be incurred)

Plant and Operator General Requirements overleaf

PLANT AND OPERATOR GENERAL REQUIREMENTS

Plant - General

- ✓ Must be compliant with EC Machinery Directive 2006/42/EC and supplied with a declaration of conformity
- ✓ Evidence of Pre-hire inspection
- ✓ Evidence of regular inspection plus “next service and or inspection due” date sticker
- ✓ Operator instructions manual including load charts must be with the machine
- ✓ All safety decals in place and legible

Operator - General

- ✓ Attend full induction prior to starting work
- ✓ Be briefed on the site-specific Plant, Vehicle and People Management Plan (PVPMP) and check for overhead obstructions and hazards
- ✓ Be signed onto the appropriate Safe System of Work documentation for the task
- ✓ Complete Pre-Use check sheet/e-inspection
- ✓ Comply with Inspection and Defect Reporting System
- ✓ Have a competency assessment prior to being put to work – be familiar with machine
- ✓ Report all unsafe conditions
- ✓ Abide by specific BB Company policies, procedures and permits
- ✓ Always operate/use the equipment in accordance with manufacturer’s instructions / recommendations

For any clarification or more information on this type of equipment please contact

The Service Centre of Excellence on 0114 232 9760

MEWP – TRAILER MOUNT

Typical Illustration



Core requirements

Static trailer mounted boom type elevating work platform up to 17m working height.

Environmental requirements

Engine must comply with the Balfour Beatty Emissions Requirements as stated in Reference Material ENV-RM-0011a

MANDATORY REQUIREMENTS

Plant Specific

- ✓ Must be compliant with BS EN 280
- ✓ Power source/engine type as requisitioned
- ✓ 6 monthly LOLER thorough examination certificate
- ✓ Full Handover Instructions for the operator including emergency lowering training
- ✓ Isolation switch with key
- ✓ Operating control functions clearly marked
- ✓ A daily/weekly maintenance schedule must be provided
- ✓ The machine must be suitable for the location (indoor/outdoor)
- ✓ Power Failure Safe Lowering System
- ✓ SWL displayed in platform
- ✓ Maximum permitted wind-speed for safe operations must be displayed
- ✓ Outrigger/wheel loading details provided and ground bearing capacity checked
- ✓ Must have secondary activation capability to prevent involuntary movement (Foot switch, deadman button etc.)
- ✓ Harness anchorage points in boom platform
- ✓ Keys must remain in the ground control key switch at all times when the boom is in use
- ✓ Type approved for use on the UK public Highway in accordance with Directive 2007/46/EC
- ✓ Overrun Braking system (for items over 750kg)
- ✓ 40mm towing eye
- ✓ Break away cable
- ✓ Wheel nut indicators

Plant Specific Cont...

- ✓ Labelled each side with tyre inflation pressure and wheel nut torque figure
- ✓ Intelligent Anchor Points – See [intelligent anchor point](#) for more details

Operator Specific

- ✓ A MEWP co-ordinator must be formally appointed at the outset of each project or contract where MEWP's are to be used
- ✓ Must be able to demonstrate they are fit for work
- ✓ Must be suitably trained and competent in the use of this type of equipment
- ✓ Operators must be competent and hold a valid industry recognised competence card – as per BB competency standard
- ✓ Must have correct driving licence category for towing
- ✓ Full site-defined PPE must be worn - loose fitting clothing should be avoided to prevent inadvertent operation of controls
- ✓ Harness Pre-use check sheet/e-inspection to be carried out by a competent person
- ✓ Safety harness and suitably restraint lanyard to be worn at all times whilst in the boom cage and clipped to the designated anchor point within the platform
- ✓ All operators must be trained in the use of harnesses
- ✓ Familiarisation training for the emergency recovery procedure from the ground

Operator Specific Cont....

- ✓ Emergency lowering mechanism acceptable and exercise complete
- ✓ Operator to mount and dismount machine using fixed access arrangements and always facing the MEWP using 3 points of contact
- ✓ Engine must be turned off if approached by others and keys removed from the ignition before leaving the plant unattended for any reason
- ✓ Shall stop work if any unauthorised/unsupervised personnel enter their immediate work area

If Using Remote Control Operation:

- ✓ Operator must not walk backwards ahead of the unit & take additional care when moving through doorways & other areas where space is restricted
- ✓ Operator must undertake continual observation to avoid collisions
- ✓ Specific Emergency Recovery / Rescue Procedures must be established and effectively communicated prior to works commencing

Risks

- ♥ Ground conditions/underground services – ensure the ground is capable of withstanding the imposed wheel/outrigger loadings
- ♥ A clear safety zone to be maintained around the operating radius

Risks Cont....

- ♥ Overhead obstructions – electric cables, power lines, structures, etc
- ♥ Operator recovery from an incapacitated machine
- ♥ All involved in the management and operation of MEWPs need to understand how to minimise the risks of someone being trapped in the basket and the importance of having effective rescue procedures should such an entrapment occur
- ♥ Should be parked in accordance with manufacturers recommendation with the basket on the ground
- ♥ Falls from height
- ♥ Suitable access and egress

Limitations of Use

- ♥ Do not use if equipment is or appears to be damaged
- ♥ Do not use in high winds. Always assess wind speed before use in all circumstances
- ♥ Not to be used by un-trained personnel
- ♥ Do not use on slopes that exceed the manufacturers guidelines
- ♥ Do not use on unstable ground conditions
- ♥ Handling materials on MEWP platforms can overload machinery or be at risk of falling.
- ♥ Do not hang materials outside the basket or balance on the handrails unless using approved methods / attachments.

Additional Options

- ? Tracker unit
- ? Independent isolation system
- ? MEWP management system
- ? Audible alarm for lowering
- ? Dedicated Earthing point for MEWP's working in proximity to overhead power lines and Sub-Stations
- ? Fire suppression in engine compartment if working in zone of fire risk or if emergency basket to basket evacuation procedures not practical
- ? Fish eye mirrors for all round vision when travelling
- ? Toolbox for equipment storage in basket
- ? MEWPs to have 110V supply available in basket pre-wired
- ? Tilt alarm fitted
- ? Proprietary material handling aids are available for certain types of loads.
- ? Working platform safety netting
- ? Locking caps/covers to fuel and all other tanks

(Additional Options need to be specified at the time of order and additional costs may be incurred)

Note: All persons preparing risk assessments involving plant are encouraged to review previous risk assessments undertaken for similar activities and safety alerts

Plant and Operator General Requirements below

PLANT AND OPERATOR GENERAL REQUIREMENTS

Plant - General

- ✓ Must be compliant with EC Machinery Directive 2006/42/EC and supplied with a declaration of conformity
- ✓ Evidence of Pre-hire inspection
- ✓ Evidence of regular inspection plus “next service and or inspection due” date sticker
- ✓ Operator instructions manual including load charts must be with the machine
- ✓ All safety decals in place and legible

Operator - General

- ✓ Attend full induction prior to starting work
- ✓ Be briefed on the site-specific Plant, Vehicle and People Management Plan (PVPMP) and check for overhead obstructions and hazards
- ✓ Be signed onto the appropriate Safe System of Work documentation for the task
- ✓ Complete Pre-Use check sheet/e-inspection
- ✓ Comply with Inspection and Defect Reporting System
- ✓ Have a competency assessment prior to being put to work – be familiar with machine
- ✓ Report all unsafe conditions
- ✓ Abide by specific BB Company policies, procedures and permits
- ✓ Always operate/use the equipment in accordance with manufacturer’s instructions / recommendations

For any clarification or more information regarding this type of equipment please contact

The Service Centre of Excellence on 0114 232 9760

MEWP - SCISSOR LIFT

Typical Illustration



Core requirements

MEWPs where the vertical projection of the centre of gravity of the load is always inside the tipping lines up to 34m working height.

Environmental requirements

Engine must comply with the Balfour Beatty Emissions Requirements as stated in Reference Material ENV-RM-0011a

MANDATORY REQUIREMENTS

Plant Specific

- ✓ MEWP power source/engine type as requisitioned
- ✓ 6 monthly LOLER thorough examination certificate
- ✓ Must be compliant with BS EN 280
- ✓ Full Handover Instructions for the operator including emergency lowering training
- ✓ Flashing amber beacon
- ✓ Travel movement alarm to be fitted working and audible
- ✓ Isolation switch with key
- ✓ Operating control functions clearly marked
- ✓ A daily/weekly maintenance schedule must be provided
- ✓ Maximum gradient for safe operation must be displayed
- ✓ The machine must be suitable for the location (indoor/outdoor)
- ✓ Power Failure Safe Lowering System
- ✓ SWL displayed in platform
- ✓ Maximum permitted wind-speed for safe operations must be displayed
- ✓ Outrigger/wheel loading details provided and ground bearing pressure required
- ✓ All scissor lifts must have shrouded controls which limit the risk of entrapment/crushing through sustained involuntary operation
- ✓ Keys must remain in the ground control key switch at all times when the scissor is in use

Operator Specific

- ✓ A MEWP co-ordinator must be formally appointed at the outset of each project or contract where MEWP's are to be used and hold a current SMSTS qualification
- ✓ Harness Pre-use check sheet/e-inspection to be carried out by a competent person
- ✓ Must be able to demonstrate they are fit for work
- ✓ Operators must be competent and hold a valid industry recognised competence card – as per BB competency standard
- ✓ Full site-defined PPE must be worn - loose fitting clothing should be avoided to prevent inadvertent operation of controls
- ✓ Harness must be worn and clipped to the designated anchor point within the platform if travelling with the platform raised, and to be appropriate for the specific use
- ✓ All operators must be trained in the use of harnesses
- ✓ Familiarisation training for the emergency recovery procedure from the ground
- ✓ Engine must be turned off if approached by others and keys removed from the ignition before leaving the plant unattended for any reason
- ✓ Shall stop work if any unauthorised/unsupervised personnel enter their immediate work area

Operator Specific Cont....

- ✓ Operator to mount and dismount machine using fixed access arrangements and always facing the MEWP using 3 points of contact
- ✓ Emergency lowering mechanism acceptable and exercise complete

Risks

- ♥ Ground conditions/underground services – ensure the ground is suitable for the MEWP and is capable of withstanding the imposed wheel/outrigger loadings
- ♥ A clear safety zone to be maintained around the operating area
- ♥ Striking overhead obstructions/utility lines
- ♥ Operator recovery from an incapacitated machine
- ♥ All involved in the management and operation of MEWPs need to understand how to minimise the risks of someone being trapped in the basket and the importance of having effective rescue procedures should such an entrapment occur
- ♥ Should be parked in accordance with manufacturers recommendations
- ♥ Falls from height
- ♥ Suitable access and egress
- ♥ Potential for clashes with other plant and people working within the vicinity
- ♥ Stability when travelling machine with platform raised
- ♥ Minimum clearances between buildings/ other platforms
- ♥ Uneven ground conditions and driving up ramps during travelling can create a risk of crush/impact injury
- ♥ Earthing may be required if working near overhead cables
Working over or adjacent to water / work on the public highway / lifting and positioning materials at height

If Using Remote Control Operation:

- ✓ Specific Emergency Recovery / Rescue Procedures must be established and effectively communicated prior to works commencing

Limitations of Use

- ♥ Do not use if equipment is, or appears to be damaged
- ♥ Do not use in high winds. Always assess wind speed before use in all circumstances
- ♥ Not to be used by un-trained personnel
- ♥ Do not exit or enter a MEWP when it is in an elevated position
- ♥ Do not drive MEWPs from outside the platform without a prior task specific risk assessment and where not allowed through the manufacturer's instructions is prohibited
- ♥ Do not throw materials or objects from height
- ♥ Do not use on slopes that exceed the manufacturers guidelines
- ♥ Do not use on unstable ground conditions
- ♥ Handling materials on MEWP platforms can overload machinery or be at risk of falling.
- ♥ Do not hang materials outside the basket or balance on the handrails unless using approved methods / attachments.
- ♥ Controls should be secured so that unauthorised operation is effectively prevented when the machine is not in use

Note: All persons preparing risk assessments involving plant are encouraged to review previous risk assessments undertaken for similar activities and safety alerts

Additional Options

- ? Tracker unit
- ? Independent isolation system
- ? MEWP management system
- ? Audible alarm for lowering
- ? Intelligent "proximity sensor" secondary guarding system
- ? Fire suppression in engine compartment if working in zone of fire risk or if emergency basket to basket evacuation procedures not practical
- ? Fish eye mirrors for all round vision when travelling
- ? Dedicated Earthing point for MEWP's working in proximity to overhead power lines and Sub-Station
- ? Toolbox for equipment storage on platform
- ? MEWPs to have 110V supply available on platform pre-wired
- ? Locking caps/covers to fuel and all other tanks
- ? Tilt alarm fitted
- ? Proprietary material handling aids are available for certain types of loads.

(Additional Options need to be specified at the time of order and additional costs may be incurred)

COMPLIANT SHROUDING



NON-COMPLIANT SHROUDING



COMPLIANT SHROUDING - HOLLANDLIFT & LIFTLUX



- If the platform control panel is surrounded by a metal cage, the control box will be mounted at the bottom in a sunken position so that the controls are all below the top rail of the cage.
- All models utilising this design will use function switches and proportional drive/lift joystick controllers that will automatically return to the neutral 'OFF' position when released.
- Depending on the manufacturer a system enable button (Liftlux) or joystick trigger (Hollandlift) will also be incorporated into the operating system which has to be continuously activated by the operator before any function will work.
- All enable/trigger devices when released will return to the neutral 'OFF' position and immediately cut out all functions.
- Enable switches are protected from unplanned activation by the outer body of the switch and a joystick trigger is protected by being mounted at the front of the controller which is designed to have a forward bias angle.

PLANT AND OPERATOR GENERAL REQUIREMENTS

Plant - General

- ✓ Must be compliant with EC Machinery Directive 2006/42/EC and supplied with a declaration of conformity
- ✓ Evidence of Pre-hire inspection
- ✓ Evidence of regular inspection plus "next service and or inspection due" date sticker
- ✓ Operator instructions must be on the machine
- ✓ All safety decals in place and legible

Operator - General

- ✓ Attend full induction prior to starting work
- ✓ Be briefed on the site-specific Plant, Vehicle and People Management Plan (PVPMP) and check for overhead obstructions and hazards
- ✓ Be signed onto the appropriate Safe System of Work documentation for the task
- ✓ Complete Pre-Use check sheet/e-inspection
- ✓ Comply with Inspection and Defect Reporting System
- ✓ Have a competency assessment prior to being put to work – be familiar with machine
- ✓ Report all unsafe conditions
- ✓ Abide by specific BB Company policies, procedures and permits
- ✓ Always operate/use the equipment in accordance with manufacturer's instructions / recommendations

For any clarification or more information on this type of equipment please contact
The Service Centre of Excellence on 0114 232 9760

MEWP-SELF PROPELLED BOOM LIFT

Typical Illustration



Core requirements

MEWPs where the vertical projection of the centre of gravity of the load may be outside the tipping lines up to 57m working height.

Environmental requirements

Engine must comply with the Balfour Beatty Emissions Requirements as stated in Reference Material ENV-RM-0011a

MANDATORY REQUIREMENTS

Plant Specific

- ✓ Must be compliant with BS EN 280
- ✓ Power source/engine type as requisitioned
- ✓ 6 monthly LOLER thorough examination certificate
- ✓ Full Handover Instructions for the operator including emergency lowering training
- ✓ Flashing amber beacon
- ✓ Travel movement alarm to be fitted working and audible
- ✓ Isolation switch with key
- ✓ Operating control functions clearly marked
- ✓ A daily/weekly maintenance schedule must be provided
- ✓ Keys must remain in the ground control key switch at all times when the boom is in use
- ✓ Direction of travel must be clearly indicated
- ✓ Maximum gradient for safe operation must be displayed
- ✓ The machine must be suitable for the location (indoor/outdoor)
- ✓ Power Failure Safe Lowering System
- ✓ SWL displayed in platform
- ✓ Maximum permitted wind-speed for safe operations must be displayed
- ✓ Wheel loading details provided and ground bearing pressure required
- ✓ Must have secondary activation capability to prevent involuntary movement (Foot switch, deadman button etc.)
- ✓ Must have secondary guarding device which ceases all movements once activated to limit the risk of entrapment/crushing. It should also emit a visual & audible alarm upon activation
- ✓ Harness anchorage points in boom platform
- ✓ Intelligent Anchor Points. See for [intelligent anchor point](#) more details

Operator Specific

- ✓ A MEWP co-ordinator must be formally appointed at the outset of each project or contract where MEWP's are to be used
- ✓ Must be able to demonstrate they are fit for work
- ✓ Operators must be competent and hold a valid industry recognised competence card – as per BB competency standard
- ✓ Full site-defined PPE must be worn - loose fitting clothing should be avoided to prevent inadvertent operation of controls
- ✓ Harness Pre-use check sheet/e-inspection to be carried out by a competent person
- ✓ Safety harness and suitably restraint lanyard to be worn at all times whilst in the boom cage and clipped to the designated anchor point within the platform
- ✓ All operators must be trained in the use of harnesses
- ✓ Familiarisation training for the emergency recovery procedure from the ground
- ✓ Engine must be turned off if approached by others and keys removed from the ignition before leaving the plant unattended for any reason
- ✓ Operator to mount and dismount machine using fixed access arrangements and always facing the MEWP using 3 points of contact
- ✓ Shall stop work if any unauthorised/unsupervised personnel enter their immediate work area
- ✓ Emergency lowering mechanism acceptable and exercise complete

If Using Remote Control Operation:

- ✓ Specific Emergency Recovery / Rescue Procedures must be established and effectively communicated prior to works commencing

Risks

- ♥ Ground conditions/underground services – ensure the ground is capable of withstanding the imposed wheel loadings
- ♥ A clear safety zone to be maintained around the operating area
- ♥ Overhead obstructions – electric cables, power lines, structures, etc
- ♥ Operator recovery from an incapacitated machine
- ♥ All involved in the management and operation of MEWPs need to understand how to minimise the risks of someone being trapped in the basket and the importance of having effective rescue procedures should such an entrapment occur
- ♥ Should be parked in accordance with manufacturers recommendation with the basket on the ground
- ♥ Falls from height
- ♥ Suitable access and egress
- ♥ Potential for clashes with other plant working within the vicinity
- ♥ Stability when travelling machine with platform raised
- ♥ Minimum clearances between buildings/ other platforms
- ♥ Uneven ground conditions and driving up ramps during travelling can create a risk of crush/impact injury
- ♥ Earthing may be required if working near overhead power cables
- ♥ Working over or adjacent to water / work on the public highway / lifting and positioning materials at height

Limitations of Use

- ♥ Do not use if equipment is or appears to be damaged
- ♥ Do not use in high winds. Always assess wind speed before use in all circumstances

Limitations of Use Cont....

- ♥ Not to be used by un-trained personnel
- ♥ Do not use on slopes that exceed the manufacturers guidelines
- ♥ Do not use on unstable ground conditions
- ♥ Handling materials on MEWP platforms can overload machinery or be at risk of falling.
- ♥ Do not hang materials outside the basket or balance on the handrails unless using approved methods / attachments.
- ♥ Controls should be secured so that unauthorised operation is effectively prevented when the machine is not in use

Note: All persons preparing risk assessments involving plant are encouraged to review previous risk assessments undertaken for similar activities and safety alerts

Additional Options

- ? Isolation method independent of factory fitted locks MEWP management system
- ? Intelligent “proximity sensor” secondary guarding system
- ? Audible alarm for lowering
- ? Fire suppression in engine compartment if working in zone of fire risk or if emergency basket to basket evacuation procedures not practical
- ? Fish eye mirrors for all round vision when travelling
- ? MEWPs to have 110V supply available on platform pre-wired
- ? Tilt alarm fitted
- ? Proprietary material handling and drop protection aids are available for certain types of loads
- ? Working platform safety netting
- ? Dedicated Earthing point for MEWP’s working in proximity to overhead power lines and Sub-Stations
- ? Locking caps/covers to fuel and all other tanks

(Additional Options need to be specified at the time of order and additional costs may be incurred)

PLANT AND OPERATOR GENERAL REQUIREMENTS

Plant - General

- ✓ Must be compliant with EC Machinery Directive 2006/42/EC and supplied with a declaration of conformity
- ✓ Evidence of Pre-hire inspection
- ✓ Evidence of regular inspection plus “next service and or inspection due” date sticker
- ✓ Operator instructions must be on the machine
- ✓ All safety decals in place and legible

Operator - General

- ✓ Attend full induction prior to starting work
- ✓ Be briefed on the site-specific Plant, Vehicle and People Management Plan (PVPMP) and check for overhead obstructions and hazards
- ✓ Be signed onto the appropriate Safe System of Work documentation for the task
- ✓ Complete Pre-Use check sheet/e-inspection
- ✓ Comply with Inspection and Defect Reporting System
- ✓ Have a competency assessment prior to being put to work – be familiar with machine
- ✓ Report all unsafe conditions
- ✓ Abide by specific BB Company policies, procedures and permits
- ✓ Always operate/use the equipment in accordance with manufacturer’s instructions / recommendations

For any clarification or more information on this type of equipment please contact

The Service Centre of Excellence on 0114 232 9760

MEWP – PUSH AROUND VERTICAL (PAV)

Typical Illustration



Core requirements

A push around, elevating work platform either 110v / battery powered or manual wind up to a maximum working height of 9.5m, for use both internally or externally.

MANDATORY REQUIREMENTS

Plant Specific

- ✓ Must be compliant with BS EN 280
- ✓ Must be as requisitioned unless agree otherwise
- ✓ 6 monthly LOLER thorough examination certificate
- ✓ Full Handover Instructions for the operator including emergency lowering training
- ✓ Functions to be able to be isolated using a key or physical lock as applicable
- ✓ Operating control functions must be clearly marked
- ✓ Earthing may be required if working near overhead cables
- ✓ A daily/weekly maintenance schedule must be provided
- ✓ Maximum gradient for safe operation must be displayed
- ✓ Gradient indicator must be present
- ✓ Powered machines must be fitted with an audible tilt alarm
- ✓ Power Failure Safe Lowering System must be present where applicable
- ✓ SWL displayed in platform
- ✓ Isolation switch with key for powered MEWPS
- ✓ Maximum permitted wind-speed for safe operations must be displayed

Operator Specific

- ✓ Must be able to demonstrate they are fit for work
- ✓ Operators must be competent and hold a valid industry recognised competence card – as per BB competency standard
- ✓ Full site-defined PPE must be worn - loose fitting clothing should be avoided to prevent inadvertent operation of controls
- ✓ Familiarisation training for the emergency recovery procedure from the ground

Operator Specific Cont....

- ✓ Power must be turned off if approached by others and keys removed from the ignition before leaving the plant unattended for any reason
- ✓ Shall stop work if any unauthorised/unsupervised personnel enter their immediate work area
- ✓ Operator to mount and dismount machine using fixed access arrangements and always facing the machine using 3 points of contact
- ✓ Emergency lowering mechanism acceptable and exercise complete
- ✓ Should be parked in accordance with manufacturer's recommendation including applying parking brakes

Risks

- ♥ Ground conditions/underground services – ensure the ground is capable of withstanding the imposed wheel/outrigger loadings
- ♥ Overhead obstructions – electric cables, power lines, structures, etc
- ♥ A clear safety zone to be maintained around the operating area
- ♥ Operator recovery from an incapacitated machine.
- ♥ All involved in the management and operation of MEWPs need to understand how to minimise the risks of someone being trapped in the basket and the importance of having effective rescue procedures should such an entrapment occur
- ♥ Falls from height
- ♥ Suitable access and egress

Risks Cont....

- ♥ Potential for clashes with other plant and people working within the vicinity
- ♥ Minimum clearances between buildings / other platforms
- ♥ Working over or adjacent to water / lifting and positioning materials at height

Limitations of Use

- ♥ Do not use if equipment is or appears to be damaged
- ♥ Do not use in high winds. Always assess wind speed before use in all circumstances
- ♥ Not to be used by un-trained personnel
- ♥ Do not exit or enter a MEWP when it is in an elevated position
- ♥ Do not operate MEWPs from the ground controls without a prior task specific risk assessment
- ♥ Do not throw materials or objects from height
- ♥ Do not use on slopes that exceed the manufacturers guidelines

Limitations of Use Cont....

- ♥ Do not use on unstable ground conditions
- ♥ Do not hang materials outside the basket or balance on the handrails unless using approved methods / attachments
- ♥ Controls should be secured so that unauthorised operation is effectively prevented when the machine is not in use

Note: All persons preparing risk assessments involving plant are encouraged to review previous risk assessments undertaken for similar activities and safety alerts

ADDITIONAL OPTIONS

- ? Tracker unit
- ? Independent isolation system
- ? MEWP management system
- ? MEWPs to have 110V supply available on platform pre-wired
- ? Toolbox for equipment storage on platform

(Additional Options need to be specified at the time of order and additional costs may be incurred)

PLANT AND OPERATOR GENERAL REQUIREMENTS

Plant - General

- ✓ Must be compliant with EC Machinery Directive 2006/42/EC and supplied with a declaration of conformity
- ✓ Evidence of Pre-hire inspection
- ✓ Evidence of regular inspection plus “next service and or inspection due” date sticker
- ✓ Operator instructions manual including load charts must be with the machine
- ✓ All safety decals in place and legible

Operator - General

- ✓ Attend full induction prior to starting work
- ✓ Be briefed on the site-specific Plant, Vehicle and People Management Plan (PVPMP) and check for overhead obstructions and hazards
- ✓ Be signed onto the appropriate Safe System of Work documentation for the task
- ✓ Complete Pre-Use check sheet/e-inspection
- ✓ Comply with Inspection and Defect Reporting System
- ✓ Have a competency assessment prior to being put to work – be familiar with machine
- ✓ Report all unsafe conditions
- ✓ Abide by specific BB Company policies, procedures and permits
- ✓ Always operate/use the equipment in accordance with manufacturer’s instructions / recommendations

For any clarification or more information on this type of equipment please contact
The Service Centre of Excellence on 0114 232 9760

MEWP – VEHICLE MOUNTED

Typical Illustration



Core requirements

Lorry or van mounted scissor or boom type elevating work platform to a maximum self drive working height of 26m or 7.5t GVW and operated up to 90m.

Environmental requirements

Engine must comply with the Balfour Beatty Emissions Requirements as stated in Reference Material ENV-RM-0011a

MANDATORY REQUIREMENTS

Plant Specific

- ✓ When working on the Public Highway, Chapter 8 compliant beacons, reflective chevrons and 'Highway/Motorway Maintenance' signage
- ✓ Supplied with lights and if used on Public Highway compliance with C&U regulations – (VED registered, working Lights, indicators, registration plate's front & rear etc.)
- ✓ Must be as requisitioned unless agreed otherwise
- ✓ Compliant with FORS (minimum Bronze spec)
- ✓ Compliant with CLOCS standard
- ✓ Live tracking system
- ✓ Seat belts must be fitted and operational
- ✓ Mirrors (including Class V & VI on vehicles $\geq 7.5t$)/CCTV to satisfy 1m high at 1m distance visibility criteria
- ✓ Audible reversing alarm
- ✓ Wheel nut indicators
- ✓ Labelled each side with tyre inflation pressure and wheel nut torque figure
- ✓ Isolation switch with key
- ✓ Locking doors with key
- ✓ Cab steps and handles painted high visibility yellow ensuring 3 points of contact is achievable
- ✓ Locking caps/covers to fuel and all other tanks Where access is required at height for security & maintenance purposes, suitable system must be in place to prevent falling from height
- ✓ 6 monthly LOLER thorough examination certificate
- ✓ Full Handover Instructions for the operator including emergency lowering training

Plant Specific Cont....

- ✓ Boom functions to be able to be isolated using a key or physical lock as applicable
- ✓ Operating control functions must be clearly marked
- ✓ A daily/weekly maintenance schedule must be provided
- ✓ Maximum gradient for safe operation must be displayed
- ✓ Power Failure Safe Lowering System
- ✓ SWL displayed in platform
- ✓ Maximum permitted wind-speed for safe operations must be displayed
- ✓ Outrigger loading details provided and ground bearing capacity checked (where applicable)
- ✓ Outrigger pads with a suitable handle must be provided

Operator Specific

- ✓ A Temporary Works Design must be in place before works are carried out
- ✓ A MEWP coordinator must be formally appointed at the outset of each project or contract where MEWPs are used
- ✓ MEWP coordinator must hold a valid IPAF MEWP for Managers qualification & SMSTS qualification
- ✓ Must be able to demonstrate they are fit for work
- ✓ Operators must be competent and hold a valid industry recognised competence card – as per BB competency standard
- ✓ Must have a current relevant driving licence if driving on the public highway

Operator Specific Cont....

- ✓ Harness & Lanyard Pre-use check sheet/e-inspection to be carried out by a competent person
- ✓ Full site-defined PPE must be worn - loose fitting clothing should be avoided to prevent inadvertent operation of controls
- ✓ Safety harness and suitable restraint lanyard to be worn at all times whilst in the boom cage and clipped to the designated anchor point within the platform
- ✓ All operators must be trained in the use of harnesses
- ✓ Familiarisation training for the emergency recovery procedure from the ground
- ✓ Engine/Power must be turned off if approached by others and keys removed from the ignition before leaving the plant unattended for any reason
- ✓ Shall stop work if any unauthorised/unsupervised personnel enter their immediate work area
- ✓ Avoid the use of "auto level" functions when setting up on slopes
- ✓ Operator to mount and dismount machine using fixed access arrangements and always facing the MEWP using 3 points of contact
- ✓ Emergency lowering mechanism acceptable and exercise complete
- ✓ Must ensure that the correct fuel is added including Adblue where applicable
- ✓ Should be parked in accordance with manufacturer's recommendation remembering to apply the handbrake prior to exiting the cab

Risks

- ♥ Ground conditions/underground services – ensure the ground is suitable for the MEWP and is capable of withstanding the imposed wheel/outrigger loadings
- ♥ Striking overhead obstructions/utility lines
- ♥ Setting up on inclines
- ♥ A clear safety zone to be maintained around the operating radius

Risks Cont....

- ♥ Operator recovery from an incapacitated machine
- ♥ Suitable access and egress
- ♥ Falls from height
- ♥ Earthing may be required if working near overhead cables
- ♥ Potential for clashes with other plant and people working within the vicinity
- ♥ Minimum clearances between buildings/ other platforms
- ♥ Working over or adjacent to water / lifting and positioning materials at height
- ♥ Setting up & removing traffic / pedestrian management

Limitations of Use

- ♥ Do not use if equipment is, or appears to be damaged
- ♥ Controls should be secured so that unauthorised operation is effectively prevented when the machine is not in use
- ♥ Ensure the vehicle does not exceed the maximum gradient unless additional cribbing is used to level the vehicle
- ♥ Operators must not access the vehicle bed unless suitable fall arrest measures are in place to prevent falling from height
- ♥ Handling materials on MEWP platforms can overload machinery or be at risk of falling. Do not hang materials outside the basket or balance on the handrails unless using approved methods / attachments.

Note: All persons preparing risk assessments involving plant are encouraged to review previous risk assessments undertaken for similar activities and safety alerts

Additional Options

- ? Tracker unit
- ? Telematics c/w geo-fencing
- ? MEWP management system
- ? Central locking
- ? Vehicle airbags
- ? Dedicated Earthing point for MEWP's working in proximity to overhead power lines and Sub-Stations
- ? White noise reversing alarm
- ? MEWPs to have 110V supply available on platform pre-wired

Additional Options Cont....

- ? Proprietary material handling aids
- ? Fire suppression in engine compartment if working in zone of fire risk or if emergency basket to basket evacuation procedures not practical
- ? Toolbox for equipment storage on platform
- ? Secondary guarding system

(Additional Options need to be specified at the time of order and additional costs may be incurred)

PLANT AND OPERATOR GENERAL REQUIREMENTS

Plant - General

- ✓ Must be compliant with EC Machinery Directive 2006/42/EC and supplied with a declaration of conformity
- ✓ Evidence of Pre-hire inspection
- ✓ Evidence of regular inspection plus "next service and or inspection due" date sticker
- ✓ Operator instructions manual including load charts must be with the machine
- ✓ All safety decals in place and legible

Operator - General

- ✓ Attend full induction prior to starting work
- ✓ Be briefed on the site specific Plant, Vehicle and People Management Plan (PVPMP) and check for overhead obstructions and hazards
- ✓ Be signed onto the appropriate Safe System of Work documentation for the task
- ✓ Complete Pre-use check sheet/e-inspection
- ✓ Comply with Pre-use and Defect Reporting System
- ✓ Have a competency assessment prior to being put to work – be familiar with machine
- ✓ Report all unsafe conditions
- ✓ Abide by specific BB Company policies, procedures and permits
- ✓ Always operate/use the equipment in accordance with manufacturer's instructions / recommendations

For any clarification or more information on this type of equipment please contact

The Service Centre of Excellence on 0114 232 9760

LDP PILING RIG

Typical Illustration



Core requirements

A large diameter piling rig with a width capacity up to 3m diameter to a depth of up to 70m.

Environmental requirements

Engine must comply with the Balfour Beatty Emissions Requirements as stated in Reference Material ENV-RM-0011a

MANDATORY REQUIREMENTS

Plant Specific

- ✓ 12 month thorough examination certificate
- ✓ 6 month thorough examination certificate for all accessories and attachments
- ✓ The rig shall be within 6 months of having its thorough examination if the single line is to be used to lift people
- ✓ SWL to be clearly marked
- ✓ Over-hoist cut out device must be fitted and operational
- ✓ Mirrors/CCTV to satisfy 1m high at 1m distance 360° visibility criteria
- ✓ Motion alarms for slew and tracking must be fitted and operational along with a flashing amber beacon
- ✓ Access steps and Hand rails must be fitted to the upper structure if access to height is required
- ✓ Cab steps and handles must be provided to ensuring 3 points of contact is achievable
- ✓ Access steps with 3 points of contact and Handrails must be fitted to the lower structure for safe access to carry out maintenance
- ✓ All access steps and handles to be Hi Visibility yellow.
- ✓ Auxiliary winch hook must be fitted with a safety catch
- ✓ Rig instrumentation shall be fitted to the rig to control/aid with the construction of the piles and meet the required specification
- ✓ The auxiliary line must be fitted with an over-hoist limit switch
- ✓ Must be fitted with 'hold to run' levers

Operator Specific

- ✓ Operators must be competent and hold a valid industry recognised competence card – as per BB competency standard
- ✓ Must be able to demonstrate they are fit for work
- ✓ Full site-defined PPE must be worn - loose fitting clothing should be avoided to prevent inadvertent operation of controls
- ✓ Operator to mount and dismount machine using fixed access arrangements and always facing the machine using 3 points of contact

Risks

- ♥ Instability: -
 - Due to strong winds. MUST HAVE AN ANEMOMETER ON SITE
 - Of mast or rig due to failure to follow the manufacturer's guidelines on mast inclination
 - Due to definition of the edge of the piling platform
 - Whilst travelling on inappropriate access ramps where gradients are not within the stability constraints of the rig
 - Due to operating on inadequately prepared piling platforms
 - Travelling on inappropriate access ramps where gradients are not within the stability constraints of the rig

Risks Cont.....

- Caused by soft spots
- Due to bores that have not been suitably backfilled
- ♥ Underground services
- ♥ Overhead obstructions – electric cables, power lines, structures, etc.
- ♥ Being struck by plant and vehicles or piling rig hitting plant or vehicles
- ♥ Being struck by items falling from height
- ♥ Component failure caused by rig maintenance not being carried out in line with the manufacturer's guidelines
- ♥ Installing piles adjacent to the site hoarding or 3rd parties
- ♥ Being struck by bore spoil while spinning off pile arising's
- ♥ Hydraulic hose failure & spray of hydraulic oil due to hose burst
- ♥ Over rotation of the auger resulting in undermining and subsequent damage of adjacent structures
- ♥ Over rotation/dig of the auger that affects the stability of the rig during pre-bore
- ♥ Operatives falling into bores that have not been suitably back filled or suitably fenced off
- ♥ Falling into open bore because the pile casings are too low during digging, cage placement and concreting operations
- ♥ Entrapment between pile casings and rig ballast
- ♥ Safe and clean access into cab & for refueling

Limitations of Use

- ♥ Do not use if equipment is, or appears to be damaged

Note: All persons preparing risk assessments involving plant are encouraged to review previous risk assessments undertaken for similar activities and safety alerts

Additional Options

- ? Proximity detection equipment to be fitted to the rig
- ? Operator to be slinger/signaller trained
- ? Operator to hold a current driving license
- ? A crane supervisor to be on site
- ? Mobile elevating work platform in full time attendance to assist in rigging up, routine inspections and other maintenance operations

(Additional Options need to be specified at the time of order and additional costs may be incurred)

Plant and Operator General Requirements overleaf

PLANT AND OPERATOR GENERAL REQUIREMENTS

Plant - General

- ✓ Must be compliant with EC Machinery Directive 2006/42/EC and supplied with a declaration of conformity
- ✓ Evidence of Pre-hire inspection
- ✓ Evidence of regular inspection plus “next service and or inspection due” date sticker
- ✓ Operator instructions manual including load charts must be with the machine
- ✓ All safety decals in place and legible

Operator - General

- ✓ Attend full induction prior to starting work
- ✓ Be briefed on the site-specific Plant, Vehicle and People Management Plan (PVPMP) and check for overhead obstructions and hazards
- ✓ Be signed onto the appropriate Safe System of Work documentation for the task
- ✓ Complete Pre-Use check sheet/e-inspection
- ✓ Comply with Inspection and Defect Reporting System
- ✓ Have a competency assessment prior to being put to work – be familiar with machine
- ✓ Report all unsafe conditions
- ✓ Abide by specific BB Company policies, procedures and permits
- ✓ Always operate/use the equipment in accordance with manufacturer’s instructions / recommendations

For any clarification or more information on this type of equipment please contact
BPH on 01652 633340

PILING RIG – MINI DRIVEN

Typical Illustration



Core requirements

A hammer driven piling rig capable of driving closed-ended thin walled steel tubes up to 323mm diameter to a depth up to 30m.

Environmental requirements

Engine must comply with the Balfour Beatty Emissions Requirements as stated in Reference Material ENV-RM-0011a

MANDATORY REQUIREMENTS

Plant Specific

- ✓ 12 month thorough examination certificate
- ✓ 6 month thorough examination certificate for all accessories and attachments
- ✓ Pile gates must be fitted and fully operational
- ✓ Isolation switch with key
- ✓ Where access is required at height for security & maintenance purposes, suitable system must be in place to prevent falling from height
- ✓ Auxiliary winch hook must be fitted with a safety catch
- ✓ SWL to be clearly marked
- ✓ Dead man's button must be fitted and in an easily accessible position
- ✓ Must be fitted with 'hold to run' levers
- ✓ An external 'E Stop' must be fitted
- ✓ All D/Bow Shackles used above 2 metres must be the Bolt Anchor Type (i.e. bolt, nut and pin)

Operator Specific

- ✓ Must be able to demonstrate they are fit for work
- ✓ Operators must be competent and hold a valid industry recognised competence card – as per BB competency standard
- ✓ Full site-defined PPE must be worn - loose fitting clothing should be avoided to prevent inadvertent operation of controls
- ✓ Engine must be turned off if approached by others and keys removed from the ignition before leaving the plant unattended for any reason

Operator Specific Cont....

- ✓ Shall stop work if any unauthorised/unsupervised personnel enter their immediate work area
- ✓ Operate the rig to prevent excessive swing of the load during movement
- ✓ Operator must be familiar with the pile jointing method and safe systems of work

Risks

- ♥ Damaging underground services – *Specific BB company's policies & procedures must be adhered to before excavation operations commence*
- ♥ Access to and around the rig due to poor or uneven surfaces
- ♥ Safe and clean access into cab & for refuelling
- ♥ People in operational exclusion zone
- ♥ Rig collapsibility due to poor working platform
- ♥ Crushing/trapping of rig attendant or site operatives
- ♥ Rig overturn due to lifting excessive loads
- ♥ Sudden rig movement during operation can injure operator
- ♥ Changing or attaching the pile hammer
- ♥ Effect of weather on visibility and working/traffic surfaces
- ♥ Exposure to hazardous substances such as fuels, oils and greases

Limitations of Use

- ♥ Do not use if equipment is, or appears to be damaged
- ♥ Controls should be secured so that unauthorised operation is effectively prevented when the machine is not in use

Note: All persons preparing risk assessments involving plant are encouraged to review previous risk assessments undertaken for similar activities and safety alerts

Additional Options

- ? Tracker unit
- ? Independent isolation system
- ? Locking caps/covers to fuel and all other tanks
- ? Travel movement alarm
- ? Retractable tracks to allow for better access in restricted areas
- ? Proximity detection sensors to be fitted to the rig
- ? Hydraulic rams on engine compartment covers to prevent slamming

(Additional Options need to be specified at the time of order and additional costs may be incurred)

Plant and Operator General Requirements overleaf

PLANT AND OPERATOR GENERAL REQUIREMENTS

Plant - General

- ✓ Must be compliant with EC Machinery Directive 2006/42/EC and supplied with a declaration of conformity
- ✓ Evidence of Pre-hire inspection
- ✓ Evidence of regular inspection plus “next service and or inspection due” date sticker
- ✓ Operator instructions manual including load charts must be with the machine
- ✓ All safety decals in place and legible

Operator - General

- ✓ Attend full induction prior to starting work
- ✓ Be briefed on the site-specific Plant, Vehicle and People Management Plan (PVPMP) and check for overhead obstructions and hazards
- ✓ Be signed onto the appropriate Safe System of Work documentation for the task
- ✓ Complete Pre-Use check sheet/e-inspection
- ✓ Comply with Inspection and Defect Reporting System
- ✓ Have a competency assessment prior to being put to work – be familiar with machine
- ✓ Report all unsafe conditions
- ✓ Abide by specific BB Company policies, procedures and permits
- ✓ Always operate/use the equipment in accordance with manufacturer’s instructions / recommendations

For any clarification or more information on this type of equipment please contact

BPH on 01652 633340

MINI ROTARY PILING RIG

Typical Illustration



Core requirements

Diesel powered tracked mini rotary rig capable of CFA, Rock Anchor, DTH, Supa Jaw, Micro Piling, Odex Drilling, Soil Nailing applications.

Environmental requirements

Engine must comply with the Balfour Beatty Emissions Requirements as stated in Reference Material ENV-RM-0011a

MANDATORY REQUIREMENTS

Plant Specific

- ✓ 12 month thorough examination certificate
- ✓ 6 month thorough examination certificate for all accessories and attachments
- ✓ SWL to be clearly marked
- ✓ Over-hoist cut out device must be fitted and operational
- ✓ Auxiliary winch hook must be fitted with a safety catch
- ✓ Safety gate to be in place at all times
- ✓ Ability to restrict the working speed of the rotation whilst gate is open
- ✓ Dead man button
- ✓ All D/Bow Shackles used above 2 metres must be the Bolt Anchor Type (i.e. bolt, nut and pin)

Operator Specific

- ✓ Operators must be competent and hold a valid industry recognised competence card – as per BB competency standard
- ✓ Must be able to demonstrate they are fit for work
- ✓ Full site-defined PPE must be worn - loose fitting clothing should be avoided to prevent inadvertent operation of controls
- ✓ Understand and follow the specific site lift plan for the rig they are operating
- ✓ Engine/power must be turned off if approached by others and keys removed from the ignition before leaving the machine unattended for any reason

Operator Specific Cont....

- ✓ Shall stop work if any unauthorized/unsupervised personnel enter their immediate work area
- ✓ Shall be trained in line with all associated works

If Remote Control:

- ✓ Specific Emergency Recovery / Rescue Procedures must be established and effectively communicated prior to works commencing

Risks

- ♥ Underground services
- ♥ Overhead obstructions – electric cables, power lines, structures, etc.
- ♥ Being struck by plant and vehicles or piling rig hitting plant or vehicles
- ♥ Being struck by items falling from height
- ♥ Entanglement – gate on rig to be closed at all times whilst rotary works are conducted
- ♥ Precast concrete pile shearing while being driven
- ♥ Trapping of site operatives – All movements to be supervised by a plant and vehicle movement marshal at all times
- ♥ Component failure caused by rig maintenance not being carried out in line with the manufacturer's guidelines

Risks Cont....

- ♥ Installing piles adjacent to the site hoarding or 3rd parties
- ♥ Hydraulic hose failure & spray of hydraulic oil due to hose burst
- ♥ Excessive noise and vibration from Piling Operation
- ♥ Overturning if lifting duties exceeded
- ♥ Consider risk of accessories – e.g. hammer

Limitations of Use

- ♥ Do not use if equipment is, or appears to be damaged

Note: All persons preparing risk assessments involving plant are encouraged to review previous risk assessments undertaken for similar activities and safety alerts

Additional Options

- ? Remote Control Loading/Unloading
- ? Remote Control Operation (All Functions)
- ? Operator to be Crane lift supervisor trained
- ? Operator to hold a current driving license
- ? Locking caps/covers to fuel and all other tanks
- ? GPS tracker unit installed
- ? Computer monitored piling system to be fitted

(Additional Options need to be specified at the time of order and additional costs may be incurred)

Plant and Operator General Requirements overleaf

PLANT AND OPERATOR GENERAL REQUIREMENTS

Plant - General

- ✓ Must be compliant with EC Machinery Directive 2006/42/EC and supplied with a declaration of conformity
- ✓ Evidence of Pre-hire inspection
- ✓ Evidence of regular inspection plus “next service and or inspection due” date sticker
- ✓ Operator instructions manual including load charts must be with the machine
- ✓ All safety decals in place and legible

Operator - General

- ✓ Attend full induction prior to starting work
- ✓ Be briefed on the site-specific Plant, Vehicle and People Management Plan (PVPMP) and check for overhead obstructions and hazards
- ✓ Be signed onto the appropriate Safe System of Work documentation for the task
- ✓ Complete Pre-Use check sheet/e-inspection
- ✓ Comply with Inspection and Defect Reporting System
- ✓ Have a competency assessment prior to being put to work – be familiar with machine
- ✓ Report all unsafe conditions
- ✓ Abide by specific BB Company policies, procedures and permits
- ✓ Always operate/use the equipment in accordance with manufacturer’s instructions / recommendations

For any clarification or more information on this type of equipment please contact

BPH on 01652 633340.

CFA PILING RIG

Typical Illustration



Core requirements

Continuous flight auger piling rig capable of a boring depth between 10m and 33m and up to 1.2 m diameter.

Environmental requirements

Engine must comply with the Balfour Beatty Emissions Requirements as stated in Reference Material ENV-RM-0011a

MANDATORY REQUIREMENTS

Plant Specific

- ✓ The rig shall be within 6 months of having its thorough examination if the single line is to be used to lift people
- ✓ 12 month thorough examination certificate
- ✓ 6 month thorough examination certificate for all accessories and attachments
- ✓ ROPS and FOPS cab structure
- ✓ Cab steps and handles painted high visibility yellow ensuring 3 points of contact is achievable
- ✓ Protective mesh/guard must be installed to the window on the jib side of the cab if window is opening type
- ✓ Flashing amber beacon
- ✓ Mirrors/CCTV to satisfy 1m high at 1m distance 360° visibility criteria
- ✓ Motion alarms for slew and tracking must be fitted and operational along with a flashing amber beacon
- ✓ Isolation switch with key
- ✓ Locking doors with key
- ✓ Aircraft warning lights (if working within 6km of airports or aerodromes)
- ✓ Over-hoist cut out device must be fitted and operational
- ✓ Shall have a mechanical auger cleaner fitted
- ✓ An auger cleaner must be fitted to prevent spoil flighting up the auger string

Plant Specific Cont...

- ✓ The auger cleaner must be fitted with a secondary restraint to prevent components falling from it
- ✓ Auger guarding shall be fitted to the mast ensuring that no one comes in contact with the rotating auger
- ✓ Rig instrumentation shall be fitted to the rig to control / aid with the construction of the piles and meet the required specification
- ✓ Load bearing hydraulic cylinders fitted with check valves
- ✓ The concrete Loop hose over its entire length shall be doubled bagged
- ✓ Rubber concrete pipes fitted at height on the rig shall have whip checks fitted to all joints
- ✓ Blow out adaptors shall have two air exhaust valves fitted and a pressure gauge to clearly identify the pressure within the pumping lines
- ✓ Hand rails must be fitted to the upper structure and running boards if access to height is required
- ✓ SWL to be clearly marked
- ✓ No modifications to the machines 'Dead Man's Handle'
- ✓ Must be fitted with 'hold to run' levers
- ✓ An external 'E Stop' must be fitted
- ✓ All D/Bow Shackles used above 2 metres must be the Bolt Anchor Type (i.e. bolt, nut and pin)

Operator Specific

- ✓ Must be able to demonstrate they are fit for work
- ✓ Operators must be competent and hold a valid industry recognised competence card – as per BB competency standard
- ✓ Engine must be turned off if approached by others and keys removed from the ignition before leaving the plant unattended for any reason
- ✓ Shall stop work if any unauthorised/unsupervised personnel enter their immediate work area
- ✓ Operate the rig to prevent excessive swing of the load during movement
- ✓ Operator to mount and dismount machine using fixed access arrangements and always facing the machine
- ✓ The auxiliary line must be fully lowered to ground to prevent the wire rope or hook assembly fouling on the rotary table
- ✓ Shall be trained in the operation of the auxiliary winch in association of all lifting operations
- ✓ Shall be trained in lifting operations if using the auxiliary winch
- ✓ Full site-defined PPE must be worn - loose fitting clothing should be avoided to prevent inadvertent operation of controls

Risks

- ♥ Safe and clean access into cab & for refuelling
- ♥ Instability of the rig in strong winds or due to the rig being manoeuvred on its jack up legs or whilst travelling on inappropriate access ramps where gradients are not within the stability constraints of the rig or caused by poor definition of the edge of the piling platform or inadequately prepared piling platforms or soft spots or by the removal of obstructions or bores that have not been suitably backfilled
- ♥ Instability of the mast or rig due to failure to follow the manufacturer's guidelines on mast inclination

Risks Cont...

- ♥ Component failure caused by Rig Maintenance not being carried out in line with manufacturers guidelines
- ♥ Rig malfunction
- ♥ Installing piles adjacent to the site hoarding or 3rd parties
- ♥ Hydraulic hose failure & spray of hydraulic oil / Concrete due to hose burst
- ♥ Flighting - over rotation of the auger resulting in affecting the stability of the rig or undermining and subsequent damage of adjacent structures or previously constructed fluid piles
- ♥ Underground services

Limitations of Use

- ♥ Do not use if equipment is, or appears to be damaged
- ♥ Controls should be secured so that unauthorized operation is effectively prevented when the machine is not in use

Note: All persons preparing risk assessments involving plant are encouraged to review previous risk assessments undertaken for similar activities and safety alerts

Additional Options

- ? Tracker unit
- ? Independent isolation system
- ? Locking caps/covers to fuel and all other tanks
- ? Proximity detection equipment to be fitted to the rig
- ? Hydraulic rams on engine compartment covers to prevent slamming
- ? Rear facing, counterweight mounted CCTV cameras
- ? Audible/visual slew alarm
- ? Travel movement alarm
- ? A crane supervisor to be on site

Additional Options Cont....

- ? Shall, prior to recruitment, pass an Alcohol and Drugs Test
- ? Operator to be slinger/signaller trained
- ? Mobile elevating work platform in full time attendance to assist in rigging up, routine inspections and other maintenance operations
- ? Fire extinguisher fitted in cab

- ? Auger gate canopy fitted to cover the rig attendant when placing the auger cap
- ? Computer monitored piling system to be fitted

(Additional Options need to be specified at the time of order and additional costs may be incurred)

Plant and Operator General Requirements overleaf

PLANT AND OPERATOR GENERAL REQUIREMENTS

Plant - General

- ✓ Must be compliant with EC Machinery Directive 2006/42/EC and supplied with a declaration of conformity
- ✓ Evidence of Pre-hire inspection
- ✓ Evidence of regular inspection plus “next service and or inspection due” date sticker
- ✓ Operator instructions manual including load charts must be with the machine
- ✓ All safety decals in place and legible

Operator - General

- ✓ Attend full induction prior to starting work
- ✓ Be briefed on the site-specific Plant, Vehicle and People Management Plan (PVPMP) and check for overhead obstructions and hazards
- ✓ Be signed onto the appropriate Safe System of Work documentation for the task
- ✓ Complete Pre-Use check sheet/e-inspection
- ✓ Comply with Inspection and Defect Reporting System
- ✓ Have a competency assessment prior to being put to work – be familiar with machine
- ✓ Report all unsafe conditions
- ✓ Abide by specific BB Company policies, procedures and permits
- ✓ Always operate/use the equipment in accordance with manufacturer’s instructions / recommendations

For any clarification or more information on this type of equipment please contact

BPH on 01652 633340

DRIVEN PILING RIG

Typical Illustration



Core requirements

As standard driven piling rigs can be fitted with 3, 4, 5 and 6 tonne hammers. Max pile length pitching capacity 15 meters

Environmental requirements

Engine must comply with the Balfour Beatty Emissions Requirements as stated in Reference Material ENV-RM-0011a

MANDATORY REQUIREMENTS

Plant - Specific

- ✓ 12 month thorough examination certificate
- ✓ 6 month thorough examination certificate for all accessories and attachments
- ✓ The rig shall be within 6 months of having its thorough examination if the single line is to be used to lift people
- ✓ SWL to be clearly marked
- ✓ Over-hoist cut out device must be fitted and operational
- ✓ Mirrors/CCTV to satisfy 1m high at 1m distance 360° visibility criteria
- ✓ Motion alarms for slew and tracking must be fitted and operational along with a flashing amber beacon
- ✓ Hand rails must be fitted to the upper structure and running boards if access to height is required
- ✓ Cab steps and handles painted high visibility yellow ensuring 3 points of contact is achievable
- ✓ Auxiliary winch hook must be fitted with a safety catch
- ✓ Rig instrumentation shall be fitted to the rig to control/aid with the construction of the piles and meet the required specification
- ✓ The auxiliary line must be fitted with an over-hoist limit switch

Plant - Specific Cont...

- ✓ Must be fitted with 'hold to run' levers Aircraft warning lights (if working within 6km of airports or aerodromes)
- ✓ No modifications to the machines Dead Man's Handle
- ✓ Fire extinguisher inside or mounted to the rear of the cab of the machine
- ✓ All D/Bow Shackles used above 2 metres must be the Bolt Anchor Type (i.e. bolt, nut and pin)

Operator - Specific

- ✓ Operators must be competent and hold a valid industry recognised competence card – as per BB competency standard
- ✓ Must be able to demonstrate they are fit for work
- ✓ Full site-defined PPE must be worn - loose fitting clothing should be avoided to prevent inadvertent operation of controls
- ✓ Operator to mount and dismount machine using fixed access arrangements and always facing the machine using 3 points of contact
- ✓ Engine/power must be turned off if approached by others and keys removed from the ignition before leaving the cab unattended for any reason

Operator – Specific Cont...

- ✓ Shall stop work if any unauthorized/unsupervised personnel enter their immediate work area
- ✓ Shall not track or slew the rig unless under direction from a designated rig attendant
- ✓ Use safe communication via two-way radio systems
- ✓ Understand and follow the specific site lift plan for the driven rig they are operating
- ✓ Instructions/procedures/processes which shall include but are not limited to: Unloading precast piles, Drawing a precast pile into the rig and jointing precast piles.
- ✓ Shall be trained in lifting operations
- ✓ Shall be trained in line with all associated works

Risks

- ♥ Instability: -
 - Due to strong winds. MUST HAVE AN ANEMOMETER ON SITE
 - Of mast or rig due to failure to follow the manufacturer's guidelines on mast inclination
 - Due to definition of the edge of the piling platform
 - Whilst travelling on inappropriate access ramps where gradients are not within the stability constraints of the rig
 - Due to operating on inadequately prepared piling platforms
 - Travelling on inappropriate access ramps where gradients are not within the stability constraints of the rig
 - Caused by soft spots
 - Due to obstructions which have not been suitably backfilled after removal
- ♥ Underground services
- ♥ Overhead obstructions – electric cables, power lines, structures, etc.
- ♥ Being struck by plant and vehicles or piling rig hitting plant or vehicles

Risks Cont...

- ♥ Being struck by items falling from height e.g. timbers packings / concrete and hammer helmet retaining bolts vibrating loose
- ♥ Component failure caused by rig maintenance not being carried out in line with the manufacturers guidelines
- ♥ Installing piles adjacent to the site hoarding or 3rd parties
- ♥ Hydraulic hose failure & spray of hydraulic oil due to hose burst
- ♥ Precast concrete pile shearing while being driven
- ♥ Excessive noise and vibration from repeated blows of the pile
- ♥ A rope failure causing the hammer or pile section to runaway down the mast
- ♥ Instability of the rig due failure of non-compliance to the lift plan
- ♥ Pile section clashing with delivery wagons while being loaded or unloaded
- ♥ Entrapment between pile and rig ballast
- ♥ Safe and clean access into cab & for refuelling
- ♥ Sub-contractors e.g. testing and setting out engineers operating in the rig's exclusion zones.

Limitations of Use

- ♥ Do not use if equipment is, or appears to be damaged

Additional Options

- ? Proximity detection equipment to be fitted to the rig
- ? Operator to be Crane lift supervisor trained
- ? Operator to hold a current driving license
- ? Locking caps/covers to fuel and all other tanks
- ? GPS tracker unit installed
- ? Computer monitored piling system to be fitted

(Additional Options need to be specified at the time of order and additional costs may be incurred)

PLANT AND OPERATOR GENERAL REQUIREMENTS

Plant - General

- ✓ Must be compliant with EC Machinery Directive 2006/42/EC and supplied with a declaration of conformity
- ✓ Evidence of Pre-hire inspection
- ✓ Evidence of regular inspection plus “next service and or inspection due” date sticker
- ✓ Rig/operator manual must be on the machine
- ✓ All safety decals in place and legible

Operator- General

- ✓ Attend full induction prior to starting work
- ✓ Be briefed on the site-specific Plant, Vehicle and People Management Plan (PVPMP) and check for overhead obstructions and hazards
- ✓ Be signed onto the appropriate Safe System of Work documentation for the task
- ✓ Complete Pre-use check sheet/e-inspection
- ✓ Comply with Pre-use and Defect Reporting System
- ✓ Have a competency assessment prior to being put to work – be familiar with machine
- ✓ Report all unsafe conditions
- ✓ Abide by specific BB Company policies, procedures and permits
- ✓ Always operate/use the equipment in accordance with manufacturer’s instructions / recommendations

For any clarification or more information on this type of equipment please contact

Asset & Technology Solutions on 01652 633340

MOBILE SITE ACCOMODATION UNIT

Typical Illustration



Core requirements

Sizes ranging from 12' to 16' x 8' Towable site unit to provide mobile office space for up to 4 persons.

MANDATORY REQUIREMENTS

Plant Specific

- ✓ Electrical test certificate
- ✓ Steel construction Anti Vandal
- ✓ BB Corporate colours & signage (10 days' notice required)
- ✓ 32a External isolator switch
- ✓ Internal vinyl faced plasterboard
- ✓ Vinyl Floor coverings
- ✓ Diffused Lighting
- ✓ Skirting Height double sockets
- ✓ Thermostatically controlled heaters (Gas heaters prohibited)
- ✓ Suitable ventilation
- ✓ 1 x Shuttered Window
- ✓ Suitable desks, table & chairs
- ✓ External door closures
- ✓ Notice board 6'x4'
- ✓ Hat & Coat hooks
- ✓ 2 keys per door lock
- ✓ Type approved for use on the UK public Highway in accordance with Directive 2007/46/EC
- ✓ Overrun Braking system
- ✓ 40mm towing eye
- ✓ Break away cable
- ✓ Wheel nut indicators
- ✓ Labelled each side with tyre inflation pressure and wheel nut torque figure
- ✓ Jockey wheel designed to be secure in transit and maximise ground clearance i.e. above the bottom of the chassis frame

Plant Specific Cont....

- ✓ Wheel Stud configuration: -
Minimum of 5 x M12 stud configuration on a 5.5" PCD Hub
- ✓ Drawbar anti-theft device

Operator Specific

- ✓ Must have correct driving licence category for towing
- ✓ Ensure adequate lift plan is in place if being lifted into position
- ✓ Inform hire company if moved from original site

Risks

- ♥ Frozen water pipes in adverse weather conditions
- ♥ Fire risk due to improper use of facilities i.e. drying on heaters etc.

Limitations of Use

- ♥ Not to be sited on uneven ground
- ♥ Do not exceed stipulated usage levels
- ♥ Remove all excess equipment from unit prior to towing to prevent overloading situations

Note: All persons preparing risk assessments involving plant are encouraged to review previous risk assessments undertaken for similar activities and safety alerts

Additional Options

- ? Hitch Lock
- ? Blind side security CCTV system
- ? Wheel clamp

(Additional Options need to be specified at the time of order and additional costs may be incurred)

Plant and Operator General Requirements overleaf

PLANT AND OPERATOR GENERAL REQUIREMENTS

Plant - General

- ✓ Evidence of Pre-hire inspection
- ✓ All safety decals in place and legible

Operator – General

- ✓ Complete Pre-use check sheet/e-inspection
- ✓ Compliance with Pre-use and Defect Reporting System
- ✓ Report all unsafe conditions
- ✓ Abide by specific BB Company policies, procedures and permits
- ✓ Always operate/use the equipment in accordance with manufacturer's instructions / recommendations

For any clarification or more information on this type of equipment please contact
The Service Centre of Excellence on 0114 232 9760

PILING RIGS - VIBRO

Typical Illustration



Core requirements

Steel casing vibro piling rig up to 600mm diameter and up to 40m in length.

Environmental requirements

Engine must comply with the Balfour Beatty Emissions Requirements as stated in Reference Material ENV-RM-0011a

MANDATORY REQUIREMENTS

Plant Specific

- ✓ Current 12 monthly LOLER thorough examination certificate
- ✓ Current 6-monthly LOLER certification for all on board lifting tackle and accessories
- ✓ ROPS and FOPS cab structure
- ✓ Protective mesh must be in place to side of cab on jib side if window is opening type
- ✓ Flashing amber beacon
- ✓ Mirrors/CCTV to satisfy 1m high at 1m distance 360° visibility criteria
- ✓ Motion alarms for slew and tracking must be fitted and operational along with a flashing amber beacon
- ✓ Isolation switch with key
- ✓ Locking doors with key
- ✓ Cab steps and handles painted high visibility yellow ensuring 3 points of contact is achievable
- ✓ Safe access for refuelling, maintenance and to any place where accessories are stored
- ✓ Where access is required at height for security & maintenance purposes, suitable handrails must be in place to prevent falling from height
- ✓ Safe and clean access into cab

Operator Specific

- ✓ Must be able to demonstrate they are fit for work
- ✓ Operators must be competent and hold a valid industry recognised competence card – as per BB competency standard
- ✓ Full site-defined PPE must be worn - loose fitting clothing should be avoided to prevent inadvertent operation of controls
- ✓ Report defects and stop machine where defect is safety critical
- ✓ Record of familiarisation training for particular machine
- ✓ Engine must be turned off if approached by others and keys removed from the ignition before leaving the plant unattended for any reason
- ✓ Operate the rig to prevent excessive swing of the load during movement
- ✓ Operator to mount and dismount machine using fixed access arrangements and always facing the machine
- ✓ Operator must be familiar with the pile jointing method and safe systems of work
- ✓ Shall be trained in lifting operations if using the auxiliary winch
- ✓ Have passed D&A test on induction or within the last 2 years

Risks

- ♥ Excessive noise and vibration from repeated driving with the flot
- ♥ Installing stone columns adjacent to the site hoarding or 3rd parties
- ♥ Zone testing engineers being trapped or crushed due to working in close proximity to piling rig
- ♥ A rope failure causing a runaway flot sledge on the mast
- ♥ Spray of hydraulic oil due to hose burst
- ♥ Instability of the rig due to operating on poorly prepared piling platforms
- ♥ Concrete flexible hose burst at height
- ♥ Rig instability in strong winds
- ♥ Air hose failure
- ♥ Multiple rigs and cranes working in close proximity
- ♥ Instability of the mast or rig due to failure to follow the manufacturer's guidelines on mat inclination
- ♥ Concrete or stone falling from height
- ♥ Exclusion zones being ignored by other operatives on site
- ♥ Overhead and underground obstructions
- ♥ Rig Attendant not monitoring the exclusion zone effectively and keeping others clear
- ♥ Lorry Loader instability during flot changes

Limitations of Use

- ♥ Do not operate if machine is, or appears to be damaged
- ♥ Controls should be secured so that unauthorised operation is effectively prevented when the machine is not in use

Note: All persons preparing risk assessments involving plant are encouraged to review previous risk assessments undertaken for similar activities and safety alerts

Additional Options

- ? Complete people exclusion area around plant and operation (5m)
- ? Isolation method independent of factory fitted locks
- ? Locking caps/covers to fuel and all other tanks
- ? Proximity detection sensors to be fitted and operational
- ? Live tracking system
- ? Fire extinguisher fitted in cab

(Additional Options need to be specified at the time of order and additional costs may be incurred)

Plant and Operator General Requirements overleaf

PLANT AND OPERATOR GENERAL REQUIREMENTS

Plant - General

- ✓ Must be compliant with EC Machinery Directive 2006/42/EC and supplied with a declaration of conformity
- ✓ Evidence of Pre-hire inspection
- ✓ Evidence of regular inspection plus “next service and or inspection due” date sticker
- ✓ Operator instructions manual including load charts must be with the machine
- ✓ All safety decals in place and legible

Operator - General

- ✓ Attend full induction prior to starting work
- ✓ Be briefed on the site-specific Plant, Vehicle and People Management Plan (PVPMP) and check for overhead obstructions and hazards
- ✓ Be signed onto the appropriate Safe System of Work documentation for the task
- ✓ Complete Pre-Use check sheet/e-inspection
- ✓ Comply with Inspection and Defect Reporting System
- ✓ Have a competency assessment prior to being put to work – be familiar with machine
- ✓ Report all unsafe conditions
- ✓ Abide by specific BB Company policies, procedures and permits
- ✓ Always operate/use the equipment in accordance with manufacturer’s instructions / recommendations

For any clarification or more information on this type of equipment please contact

BPH on 01652 633340

SITE TOW BOWSER

Typical Illustration



MANDATORY REQUIREMENTS

Plant Specific

- ✓ Fuel bowzers must be bunded 110% (double bunded)
- ✓ Lockable dispensing compartment c/w hand pump dispenser with minimum 6m delivery hose
- ✓ Automatic shut off nozzle - if powered dispensing pump fitted
- ✓ Fuel / water level gauge
- ✓ 40mm towing eye
- ✓ Handbrake
- ✓ Off road tyres
- ✓ Safety chain
- ✓ Wheel nut indicators & labelled each side with tyre inflation pressure and wheel nut torque figure
- ✓ Jockey leg designed to be secure in transit

Operator Specific

- ✓ Ensure that towing vehicle and trailer does not exceed rated capacity
- ✓ Ensure CoSHH data is available for liquids (if applicable)
- ✓ Competent to deal with spills and environmental protection

Risks

- ♥ Stability during Loading and unloading
- ♥ Stability moving around site

Core requirements

Trailer mounted water / fuel bowser with a capacity of 1,000 – 9,000 litres for site use only.

- ♥ Ensure that good housekeeping is applied and trailer is kept clean and tidy
- ♥ Refuelling – fuel spillage

Limitations of Use

- ♥ Do not use if equipment is or appears to be damaged or is in an un-roadworthy condition
- ♥ Not to be used in an overloaded state
- ♥ Not to be towed on the public highway
- ♥ Automatic shut off nozzles not effective on hand pump dispensing system

Note: All persons preparing risk assessments involving plant are encouraged to review previous risk assessments undertaken for similar activities and safety alerts

Additional Options

- ? Security wheel clamps
- ? Tow hitch lock
- ? Wheel chocks
- ? 12v Electric dispensing pump
- ? Petrol / Diesel driven dispensing pump
- ? Automatic shut off nozzle
- ? Spill kit

(Additional Options need to be specified at the time of order and additional costs may be incurred)

Plant and Operator General Requirements overleaf

PLANT AND OPERATOR GENERAL REQUIREMENTS

Plant - General

- ✓ Must be compliant with EC Machinery Directive 2006/42/EC and supplied with a declaration of conformity
- ✓ Evidence of Pre-hire inspection
- ✓ Evidence of regular inspection plus “next service and or inspection due” date sticker
- ✓ Operator instructions must be with the machine
- ✓ All safety decals in place and legible

Operator - General

- ✓ Attend full induction prior to starting work
- ✓ Be briefed on the site-specific Plant, Vehicle and People Management Plan (PVPMP) and check for overhead obstructions and hazards
- ✓ Be signed onto the appropriate Safe System of Work documentation for the task
- ✓ Complete Pre-Use check sheet/e-inspection
- ✓ Comply with Inspection and Defect Reporting System
- ✓ Have a competency assessment prior to being put to work – be familiar with machine
- ✓ Report all unsafe conditions
- ✓ Abide by specific BB Company policies, procedures and permits
- ✓ Always operate/use the equipment in accordance with manufacturer’s instructions / recommendations

For any clarification or more information on this type of equipment please contact

The Service Centre of Excellence on 0114 232 9760

HIGHWAY TOW BOWSER

Typical Illustration



Core requirements

Highway use trailer mounted water / fuel bowser with a capacity of 500 – 2,000 litres.

MANDATORY REQUIREMENTS

Plant Specific

- ✓ Type approved for use on the UK public Highway in accordance with Directive 2007/46/EC
- ✓ Fuel Bowsers must be bunded 110% (double bunded)
- ✓ Lockable dispensing compartment
- ✓ Hand pump dispenser with minimum 6m delivery hose
- ✓ Automatic shut off nozzle - if powered dispensing pump fitted
- ✓ Fuel / water level gauge
- ✓ Overrun Braking system
- ✓ 40mm towing eye
- ✓ Mud guards
- ✓ Break away cable
- ✓ Wheel nut indicators
- ✓ Labelled each side with tyre inflation pressure and wheel nut torque figure
- ✓ Jockey wheel designed to be secure in transit and maximise ground clearance i.e. above the bottom of the chassis frame

Operator Specific

- ✓ Must have correct driving licence category for towing
- ✓ Ensure road worthiness of the trailer
- ✓ Ensure correct registration number is displayed on the rear of the trailer
- ✓ Ensure that towing vehicle and trailer does not exceed rated capacity
- ✓ Ensure CoSHH data is available for liquids (if applicable)
- ✓ Competent to deal with spills and environmental protection

Risks

- ♥ Stability during Loading and unloading
- ♥ Stability moving around site
- ♥ Ensure that good housekeeping is applied and trailer is kept clean and tidy

Limitations of Use

- ♥ Do not use if equipment is or appears to be damaged or is in an un-roadworthy condition
- ♥ Not to be used in an overloaded state
- ♥ Not to be towed on the public highway
- ♥ Automatic shut off nozzles not effective on hand pump dispensing system

Note: All persons preparing risk assessments involving plant are encouraged to review previous risk assessments undertaken for similar activities and safety alerts

Additional Options

- ? Nose weight indicator
- ? Security wheel clamps
- ? Tow hitch lock
- ? LED lights in lieu of bulbs, should be able to work with towing vehicle without need for retro fit resistor packs.
- ? Suitable number plate holder to facilitate quick change over and security of attachment
- ? Wheel chocks
- ? Diagram on each trailer showing how wheel nut indicators should be orientated
- ? Use of sealed life bearings in lieu of taper bearings
- ? 12v Electric dispensing pump
- ? Petrol / Diesel driven dispensing pump
- ? Automatic shut off nozzle
- ? Spill kit

(Additional Options need to be specified at the time of order and additional costs may be incurred)

Plant and Operator General Requirements overleaf

PLANT AND OPERATOR GENERAL REQUIREMENTS

Plant - General

- ✓ Must be compliant with EC Machinery Directive 2006/42/EC and supplied with a declaration of conformity
- ✓ Evidence of Pre-hire inspection
- ✓ Evidence of regular inspection plus “next service and or inspection due” date sticker
- ✓ Operator instructions must be with the machine
- ✓ All safety decals in place and legible

Operator - General

- ✓ Attend full induction prior to starting work
- ✓ Be briefed on the site-specific Plant, Vehicle and People Management Plan (PVPMP) and check for overhead obstructions and hazards
- ✓ Be signed onto the appropriate Safe System of Work documentation for the task
- ✓ Complete Pre-Use check sheet/e-inspection
- ✓ Comply with Inspection and Defect Reporting System
- ✓ Have a competency assessment prior to being put to work – be familiar with machine
- ✓ Report all unsafe conditions
- ✓ Abide by specific BB Company policies, procedures and permits
- ✓ Always operate/use the equipment in accordance with manufacturer’s instructions / recommendations

For any clarification or more information on this type of equipment please contact

The Service Centre of Excellence on 0114 232 9760

Typical Illustration



LADDERS

Core requirements

Aluminium, fibre glass or wooden ladder for low risk, short duration access requirements.

MANDATORY REQUIREMENTS

Plant Specific

- ✓ Must be manufactured to BS EN 131 Professional
- ✓ Must carry the BSi Kite mark
- ✓ Must show the maximum static vertical load capacity
- ✓ Suitable non slip or articulated feet
- ✓ Weekly inspection tag system - (Scafftag)

Operator Specific

- ✓ Must be able to demonstrate they are fit for work
- ✓ Ground should be firm and level
- ✓ A weekly inspection must be carried out and Scafftag updated by a competent person and recorded in the appropriate register
- ✓ Maximum safe ground side slope 16° (level the rungs with a suitable device)
- ✓ Maximum safe ground back slope 6°
- ✓ Have a strong upper resting point (not plastic guttering)
- ✓ Floors should be clean, not slippery
- ✓ Always grip the ladder when climbing ensuring 3 point of contact is achieved

- ♥ Falls from height
- ♥ Falling work equipment and materials
- ♥ Striking overhead /utility lines
- ♥ Over reaching
- ♥ Insufficient ground bearing capabilities
- ♥ Fatigue due to extended / over use

Limitations of Use

- ♥ Do not use if equipment is, or appears to be damaged
- ♥ Do not use in high winds. Always assess wind speed before use in all circumstances
- ♥ Do not overreach - make sure your belt buckle stays within the stiles and keep both feet on the same rung or step throughout the task
- ♥ No throwing or dropping of materials or objects from height
- ♥ Do not work off the top three rungs – this provides a handhold

Additional Options

- ? Stand-off bracket
- ? Ground levelling device
- ? Ladder rack clamps

(Additional Options need to be specified at the time of order and additional costs may be incurred)

Risks

Note: All persons preparing risk assessments involving plant are encouraged to review previous risk assessments undertaken for similar activities and safety alert

Plant and Operator General Requirements overleaf

PLANT AND OPERATOR GENERAL REQUIREMENTS

Plant - General

- ✓ Evidence of Pre-hire inspection
- ✓ Operator instructions must be with the ladder
- ✓ All safety decals in place and legible

Operator - General

- ✓ Attend full induction prior to starting work
- ✓ Be briefed on the site specific Plant, Vehicle and People Management Plan (PVPMP) and check for overhead obstructions and hazards
- ✓ Be signed onto the appropriate Safe System of Work documentation for the task
- ✓ Complete Pre-use check sheet/e-inspection
- ✓ Comply with Pre-use and Defect Reporting System
- ✓ Report all unsafe conditions
- ✓ Abide by specific BB Company policies, procedures and permits
- ✓ Always operate/use the equipment in accordance with manufacturer's instructions / recommendations

For any clarification or more information regarding this type of equipment please contact

The Service Centre of Excellence on 0114 232 9760

PRE-FABRICATED ACCESS TOWER

Typical Illustration



Core requirements

Prefabricated aluminium/fibre glass scaffold tower to a height of 2.5m - 8m outdoors and 2.5m - 12m indoors.

Heights above this require additional controls and design review.

MANDATORY REQUIREMENTS

Plant Specific

- ✓ Must be manufactured to BS EN1004:2020 standards
- ✓ Weekly inspection tag system - (Scafftag)
- ✓ Supply aluminium, double width (4' 6") configuration as default
- ✓ Length (6', 8' or 10') to be established at time of order
- ✓ All tower must have the advanced guardrail system

Operator Specific

- ✓ Must be able to demonstrate they are fit for work
- ✓ Operators must be competent and hold a valid industry recognised competence card – as per BB competency standard
- ✓ Tower must be erected, altered and dismantled as per the manufacturer's guidelines
- ✓ Tower must be inspected by a competent person before first use and recorded in the appropriate register
- ✓ A weekly inspection must be carried out and Scafftag updated by a competent person and recorded in the appropriate register
- ✓ Check wind speeds if windy conditions are experienced and take appropriate safety measures
- ✓ Must comply with BB Group SHE Standard 001- Working at Height

Risks

- ♥ Falls from height
- ♥ Falling work equipment and materials
- ♥ Striking overhead obstructions/utility lines
- ♥ Over reaching
- ♥ Insufficient ground bearing capabilities

Limitations of Use

- ♥ Do not use if equipment is, or appears to be damaged
- ♥ Not to be used in wind speeds that exceed 17mph
- ♥ Tower must be tied in to a supporting structure capable of supporting the additional loads imposed by the mobile access tower with ridged ties if wind speeds exceed 25mph
- ♥ If the wind speed is likely to reach 40mph, then the tower must be dismantled. You will need to consider this point and take appropriate measures in your planning for the task
- ♥ No throwing or dropping of materials or objects from height
- ♥ Do not lean out beyond the guard rails
- ♥ Do not fix sheeting, or other similar materials, during high wind speeds
- ♥ Do not grit blast or water jet from this equipment
- ♥ Do not use the tower to hoist materials or support rubbish chutes

Additional Options

- ? Single width (2' 6") option
- ? Extra long stabiliser legs
- ? Base plates in lieu of castors
- ? Extra work platforms c/w toe boards
- ? Hand held anemometer
- ? Rigid tie in fittings
- ? Fibre glass option

(Additional Options need to be specified at the time of order and additional costs may be incurred)

Note: All persons preparing risk assessments involving plant are encouraged to review previous risk assessments undertaken for similar activities and safety alerts

PLANT AND OPERATOR GENERAL REQUIREMENTS

Plant - General

- ✓ Evidence of Pre-hire inspection
- ✓ Operator instructions must be with the tower
- ✓ All safety decals in place and legible

Operator - General

- ✓ Attend full induction prior to starting work
- ✓ Be briefed on the site-specific Plant, Vehicle and People Management Plan (PVPMP) and check for overhead obstructions and hazards
- ✓ Be signed onto the appropriate Safe System of Work documentation for the task
- ✓ Complete Pre-Use check sheet/e-inspection
- ✓ Comply with Inspection and Defect Reporting System
- ✓ Have a competency assessment prior to being put to work – be familiar with machine
- ✓ Report all unsafe conditions
- ✓ Abide by specific BB Company policies, procedures and permits
- ✓ Always operate/use the equipment in accordance with manufacturer's instructions / recommendations

For any clarification or more information regarding this type of equipment please contact

The Service Centre of Excellence on 0114 232 9760

DIESEL GENERATOR <20KVA

Typical Illustration

Core requirements

Diesel powered site generator with a maximum output of 20Kva for light to medium duty activities and easily maneuverable around site.

Environmental Requirements

Engine must comply with the Balfour Beatty Emissions Requirements as stated in Reference Material: ENV-RM-0011a

MANDATORY REQUIREMENTS

Plant Specific

- ✓ Isolation switch with key
- ✓ Electric start
- ✓ Must have Volt meter and Hour meter
- ✓ 110v 64 32 & 16 amp outlet sockets only (unless unit is being utilised to power temporary accommodation) RCD set to 30m/amps – 30m/secs & tamper proof sticker in place
- ✓ LOLER inspected central lifting eye
- ✓ Towing/lifting weight to be clearly displayed

If road towable:

- ✓ Type approved for use on the UK public Highway in accordance with Directive 2007/46/EC
- ✓ 40mm towing eye
- ✓ Break away cable
- ✓ Wheel nut indicators
- ✓ Labelled each side with tyre inflation pressure and wheel nut torque figure
- ✓ Jockey wheel designed to be secure in transit and maximise ground clearance i.e. above the bottom of the chassis frame

Operator Specific

- ✓ Must be able to demonstrate they are fit for work
- ✓ Competent to deal with spills and environmental protection

Operator Specific Cont....

- ✓ Full site-defined PPE must be worn - loose fitting clothing should be avoided to prevent inadvertent operation of controls
- ✓ RCD operation should be checked before 1st use and after each time it is moved.
- ✓ Ground should be firm and level
- ✓ Ensure generator has adequate ventilation

If road towable:

- ✓ Must have correct driving licence category for towing
- ✓ Ensure road worthiness of the trailer
- ✓ Ensure correct registration number is displayed on the rear of the trailer

Risks

- ♥ Consider risk of towed items
- ♥ Manual handling – heavy equipment
- ♥ Refuelling – fuel spillage
- ♥ Exposure to hazardous substances such as fuels, oils and greases
- ♥ Noise – hearing protection must be used as appropriate
- ♥ Electric shock
- ♥ Slips, trips & falls from trailing power leads
- ♥ Scalding from water cooled engines if removing radiator cap

Limitations of Use

- ♥ Do not use if equipment is, or appears to be damaged
- ♥ Controls should be secured so that unauthorised operation is effectively prevented when the machine is not in use
- ♥ No entry into exclusion zone unless signalled by operator

Additional Options

- ? 240v Outlets (to power temporary accommodation only)
- ? Trailer mounted
- ? Skid mounted
- ? Unlimited running hours
- ? Hybrid/Smart stored energy system Auto start system
- ? Remote Start/Stop kit by cable (20 m)
- ? Drip trays/plant nappy
- ? Fume extraction system
- ? Smart distribution board

(Additional Options need to be specified at the time of order and additional costs may be incurred)

Note: All persons preparing risk assessments involving plant are encouraged to review previous risk assessments undertaken for similar activities and safety alerts

Plant and Operator General Requirements below

PLANT AND OPERATOR GENERAL REQUIREMENTS

Plant - General

- ✓ Must be compliant with EC Machinery Directive 2006/42/EC and supplied with a declaration of conformity
- ✓ Evidence of Pre-hire inspection
- ✓ Evidence of regular inspection plus "next service and or inspection due" date sticker
- ✓ Operator instructions must be with the machine
- ✓ All safety decals in place and legible

Operator - General

- ✓ Attend full induction prior to starting work
- ✓ Be briefed on the site-specific Plant, Vehicle and People Management Plan (PVPMP) and check for overhead obstructions and hazards
- ✓ Be signed onto the appropriate Safe System of Work documentation for the task
- ✓ Complete Pre-Use check sheet/e-inspection
- ✓ Comply with Inspection and Defect Reporting System
- ✓ Have a competency assessment prior to being put to work – be familiar with machine
- ✓ Report all unsafe conditions
- ✓ Abide by specific BB Company policies, procedures and permits
- ✓ Always operate/use the equipment in accordance with manufacturer's instructions / recommendations

For any clarification or more information on this type of equipment please contact

The Service Centre of Excellence on 0114 232 9760

PETROL GENERATOR <10KVA

Typical Illustration

Core requirements

Petrol powered site generator with a maximum output of 10Kva for light duty activities and easily maneuverable around site.

Environmental Requirements

Engine must comply with the Balfour Beatty Emissions Requirements as stated in Reference Material: ENV-RM-0011a

MANDATORY REQUIREMENTS

Plant Specific

- ✓ Isolation switch with key for generators above 5Kva
- ✓ Electric start for generators above 5Kva
- ✓ Frame mounted up to 3.0Kva
- ✓ Trolley mounted above 3.0Kva
- ✓ 110v 32 & 16 amp outlet sockets protected by 30mA residual circuit breaker

Operator Specific

- ✓ Must be able to demonstrate they are fit for work
- ✓ Competent to deal with spills and environmental protection
- ✓ Full site-defined PPE must be worn - loose fitting clothing should be avoided to prevent inadvertent operation of controls
- ✓ RCD operation should be checked before 1st use and after each time it is moved
- ✓ Ground should be firm and level
- ✓ Ensure generator has adequate ventilation

Risks

- ♥ Manual handling – heavy equipment
- ♥ Refuelling – fuel spillage
- ♥ Higher risk of explosions and fires when using petrol machines
- ♥ Exposure to hazardous substances such as fuels, oils and greases

Risks Cont....

- ♥ Noise – hearing protection must be used as appropriate
- ♥ Electric shock
- ♥ Slips, trips & falls from trailing power leads

Limitations of Use

- ♥ Do not use if equipment is, or appears to be damaged
- ♥ Lifting operations must only be carried out using the approved lifting points on the machine
- ♥ Not to be sited on uneven ground
- ♥ Generator not to exceed 50hrs per week running time
- ♥ Do not refuel when engine is hot
- ♥ Do not refuel when engine is running
- ♥ Do not overfill with fuel

Additional Options

- ? Trolley mounted
- ? Skid mounted
- ? Fume extraction system
- ? Drip trays/plant nappy
- ? Unlimited running hours

(Additional Options need to be specified at the time of order and additional costs may be incurred)

Note: All persons preparing risk assessments involving plant are encouraged to review previous risk assessments undertaken for similar activities and safety alerts

PLANT AND OPERATOR GENERAL REQUIREMENTS

Plant - General

- ✓ Must be compliant with EC Machinery Directive 2006/42/EC and supplied with a declaration of conformity
- ✓ Evidence of Pre-hire inspection
- ✓ Evidence of regular inspection plus “next service and or inspection due” date sticker
- ✓ Operator instructions must be with the machine
- ✓ All safety decals in place and legible

Operator - General

- ✓ Attend full induction prior to starting work
- ✓ Be briefed on the site-specific Plant, Vehicle and People Management Plan (PVPMP) and check for overhead obstructions and hazards
- ✓ Be signed onto the appropriate Safe System of Work documentation for the task
- ✓ Complete Pre-Use check sheet/e-inspection
- ✓ Comply with Inspection and Defect Reporting System
- ✓ Have a competency assessment prior to being put to work – be familiar with machine
- ✓ Report all unsafe conditions
- ✓ Abide by specific BB Company policies, procedures and permits
- ✓ Always operate/use the equipment in accordance with manufacturer’s instructions / recommendations

For any clarification or more information on this type of equipment please contact
The Service Centre of Excellence on 0114 232 9760

DIESEL GENERATOR \geq 20KVA

Typical Illustration



Core requirements

Diesel powered site generator with an output 20Kva and above for large power distribution activities, either skid or trailer mounted.

Environmental requirements

Engine must comply with the Balfour Beatty Emissions Requirements as stated in Reference Material ENV-RM-0011a

MANDATORY REQUIREMENTS

Plant Specific

- ✓ Silencing pack
- ✓ Isolation switch with key
- ✓ Emergency stop button
- ✓ Electric start
- ✓ Must have RCD or RCBO protection
- ✓ LOLER inspected central lifting eye
- ✓ Engine protection shutdown system with warning lights
- ✓ Fuel level gauge
- ✓ 240v & 415v, with 64 & 32 amp outlet sockets mounted on distribution board protected by RCD set to 30m/amps – 30m/ secs & tamper proof sticker in place
- ✓ Voltmeter with phase to phase selector switch
- ✓ Automatic voltage regulator

If trailer mounted:

- ✓ Type approved for use on the UK public Highway in accordance with Directive 2007/46/EC
- ✓ Overrun Braking system
- ✓ 40mm towing eye
- ✓ Break away cable
- ✓ Towing/lifting weight to be clearly displayed
- ✓ Wheel nut indicators
- ✓ Labelled each side with tyre inflation pressure and wheel nut torque figure
- ✓ Jockey wheel designed to be secure in transit and maximise ground clearance i.e. above the bottom of the chassis frame

Operator Specific

- ✓ Must be able to demonstrate they are fit for work
- ✓ Must be qualified and competent to carry out electrical connection activities
- ✓ Competent to deal with spills and environmental protection
- ✓ Full site-defined PPE must be worn - loose fitting clothing should be avoided to prevent inadvertent operation of controls
- ✓ Ground should be firm and level
- ✓ Ensure access to generator is restricted to authorised/qualified persons
- ✓ Ensure generator has adequate ventilation
- ✓ Ensure adequate space around the generator to perform maintenance activities

Risks

- ♥ Consider risk of towed items
- ♥ Refuelling – fuel spillage
- ♥ Exposure to hazardous substances such as fuels, oils and greases
- ♥ Noise – hearing protection must be used as appropriate
- ♥ Electric shock
- ♥ Slips, trips & falls from trailing power leads
- ♥ Scalding from water cooled engines if removing radiator cap
- Public interface – working alongside – consider slew restrictors
- ♥ All round visibility tools fully operational
- ♥ Effect of weather on visibility and working/traffic surfaces

Risks Cont....

- ♥ Outrigger pads can be very heavy and awkward shapes. Assessment required in lifting plan.

Limitations of Use

- ♥ Do not use if equipment is, or appears to be damaged
- ♥ Lifting operations must only be carried out using the approved lifting points on the machine
- ♥ Not to be sited on uneven ground
- ♥ Generator not to exceed 50hrs per week running time
- ♥ Do not refuel when engine is running
- ♥ Do not overfill with fuel

Note: All persons preparing risk assessments involving plant are encouraged to review previous risk assessments undertaken for similar activities and safety alerts

Additional Options

- ? Telematics system c/w geo fencing
- ? Auto start capability
- ? Programmable timer
- ? Remote Start/Stop kit
- ? Bund level alert system
- ? Hybrid/Smart stored energy system
- ? Canopy to have integral fuel bunding for environmental protection
- ? Automatic re-fuelling system from external fuel tank
- ? Unlimited running hours
- ? Smart distribution board

(Additional Options need to be specified at the time of order and additional costs may be incurred)

Plant and Operator General Requirements overleaf

PLANT AND OPERATOR GENERAL REQUIREMENTS

Plant - General

- ✓ Must be compliant with EC Machinery Directive 2006/42/EC and supplied with a declaration of conformity
- ✓ Evidence of Pre-hire inspection
- ✓ Evidence of regular inspection plus “next service and or inspection due” date sticker
- ✓ Operator instructions manual including load charts must be with the machine
- ✓ All safety decals in place and legible

Operator - General

- ✓ Attend full induction prior to starting work
- ✓ Be briefed on the site-specific Plant, Vehicle and People Management Plan (PVPMP) and check for overhead obstructions and hazards
- ✓ Be signed onto the appropriate Safe System of Work documentation for the task
- ✓ Complete Pre-Use check sheet/e-inspection
- ✓ Comply with Inspection and Defect Reporting System
- ✓ Have a competency assessment prior to being put to work – be familiar with machine
- ✓ Report all unsafe conditions
- ✓ Abide by specific BB Company policies, procedures and permits
- ✓ Always operate/use the equipment in accordance with manufacturer’s instructions / recommendations

For any clarification or more information on this type of equipment please contact

The Service Centre of Excellence on 0114 232 9760

BATTERY & 110V LIGHTING

Typical Illustration



Core requirements

Temporary 110v or battery powered LED lighting for use on construction sites and works where lighting is insufficient for creating a safe working area.

MANDATORY REQUIREMENTS

Plant Specific

- ✓ Compliance with (RoHS) Regulations 2012
- ✓ Compliance with BS EN 61340-5-1:2007 electrostatic control standards
- ✓ Must have valid Portable Appliance Test label
- ✓ All charging equipment for battery lights must be fitted with sealed 240v 13amp plugs
- ✓ 110v equipment must be fitted with 16amp plugs
- ✓ 110v cables must be yellow in colour
- ✓ All exposed LED's to be suitable guarded

Operator Specific

- ✓ Must be able to demonstrate they are fit for work
- ✓ Full site-defined PPE must be worn - loose fitting clothing should be avoided to prevent inadvertent operation of controls
- ✓ Ensure trailing cables are routed to avoid causing trip hazards
- ✓ Position lighting heads suitably as not to cause a glare hazard
- ✓ Ensure subsequent Portable Appliance Testing is carried as per site requirements

Risks

- ♥ Light glare from un-shielded lighting
- ♥ Overhead obstructions
- ♥ Slips, trips & falls from trailing power leads
- ♥ Electric shock
- ♥ Burns from hot surfaces

Limitations of Use

- ♥ Do not use if equipment is, or appears to be damaged

Note: All persons preparing risk assessments involving plant are encouraged to review previous risk assessments undertaken for similar activities and safety alerts

Additional Options

- ? Residual circuit breaker
- ? Extension leads
- ? Spare lamps/bulbs

(Additional Options need to be specified at the time of order and additional costs may be incurred)

Plant and Operator General Requirements overleaf

PLANT AND OPERATOR GENERAL REQUIREMENTS

Plant - General

- ✓ Must be compliant with EC Machinery Directive 2006/42/EC and supplied with a declaration of conformity
- ✓ Evidence of Pre-hire inspection
- ✓ Evidence of regular inspection plus “next service and or inspection due” date sticker
- ✓ Operator instructions manual including load charts must be with the machine
- ✓ All safety decals in place and legible

Operator - General

- ✓ Attend full induction prior to starting work
- ✓ Be briefed on the site-specific Plant, Vehicle and People Management Plan (PVPMP) and check for overhead obstructions and hazards
- ✓ Be signed onto the appropriate Safe System of Work documentation for the task
- ✓ Complete Pre-Use check sheet/e-inspection
- ✓ Comply with Inspection and Defect Reporting System
- ✓ Have a competency assessment prior to being put to work – be familiar with machine
- ✓ Report all unsafe conditions
- ✓ Abide by specific BB Company policies, procedures and permits
- ✓ Always operate/use the equipment in accordance with manufacturer’s instructions / recommendations

For any clarification or more information on this type of equipment please contact

The Service Centre of Excellence on 0114 232 9760

POWER DISTRIBUTION EQUIPMENT

Typical Illustration



Core requirements

Temporary single phase power distribution equipment for short term duration. Mainly 110v applications but can be 415v subject to relevant risk assessments being carried out.

Wiring installations must be carried out by a qualified and competent person.

MANDATORY REQUIREMENTS

Plant Specific

- ✓ Compliance with BS EN 61340-5-1:2007 electrostatic control standards
- ✓ Must have valid Portable Appliance Test label
- ✓ 110v equipment must be fitted with 16/32amp plugs
- ✓ 110v cables must be yellow in colour and min 2.5mm core

Operator Specific

- ✓ Must be able to demonstrate they are fit for work
- ✓ Full site-defined PPE must be worn - loose fitting clothing should be avoided to prevent inadvertent operation of controls
- ✓ Ensure trailing cables are routed to avoid causing trip hazards
- ✓ Ensure subsequent Portable Appliance Testing is carried as per site requirements

Risks

- ♥ Slips, trips & falls from trailing power leads
- ♥ Electric Shock

Limitations of Use

- ♥ Do not use if equipment is, or appears to be damaged
- ♥ 240v not to be used on sites

Note: All persons preparing risk assessments involving plant are encouraged to review previous risk assessments undertaken for similar activities and safety alerts

Plant and Operator General Requirements overleaf

PLANT AND OPERATOR GENERAL REQUIREMENTS

Plant - General

- ✓ Evidence of Pre-hire inspection
- ✓ Operator instructions must be provided
- ✓ All safety decals in place and legible

Operator - General

- ✓ Attend full induction prior to starting work
- ✓ Be briefed on the site-specific Plant, Vehicle and People Management Plan (PVPMP) and check for overhead obstructions and hazards
- ✓ Be signed onto the appropriate Safe System of Work documentation for the task
- ✓ Complete Pre-Use check sheet/e-inspection
- ✓ Comply with Inspection and Defect Reporting System
- ✓ Have a competency assessment prior to being put to work – be familiar with machine
- ✓ Report all unsafe conditions
- ✓ Abide by specific BB Company policies, procedures and permits
- ✓ Always operate/use the equipment in accordance with manufacturer's instructions / recommendations

For any clarification or more information regarding this type of equipment please contact
The Service Centre of Excellence on 0114 232 9760

SITE TRANSFORMER (SINGLE / 3 PHASE)

Typical Illustration



Core requirements

Transformer to convert an input of 240v or 415v to an output of 110v up to 20Kva via 16 and 32 amp sockets for construction use.

Wiring installations must be carried out by a qualified and competent person.

MANDATORY REQUIREMENTS

Plant Specific

- ✓ Compliance with (RoHS) Regulations 2012
- ✓ Compliance with BS EN 61340-5-1:2007 electrostatic control standards
- ✓ Manufactured to BS EN 61558-2-15:2012
- ✓ Must have valid Portable Appliance Test label
- ✓ Transformers 10Kva and above to be supplied with 415v input plug and cable pre wired
- ✓ MCB cover to be lockable (where applicable)
- ✓ 16 amp outlets on transformers 3Kva and below
- ✓ A mixture of 16 & 32 amp outlets on transformers 5Kva and above

Operator Specific

- ✓ Must be able to demonstrate they are fit for work
- ✓ Full site-defined PPE must be worn - loose fitting clothing should be avoided to prevent inadvertent operation of controls
- ✓ Ensure trailing cables are routed to avoid causing trip hazards

Operator Specific Cont....

- ✓ Ensure subsequent Portable Appliance Testing is carried as per site requirements

Risks

- ♥ Electric shock
- ♥ Slips, trips & falls from trailing power leads

Limitations of Use

- ♥ Do not use if equipment is, or appears to be damaged

Note: All persons preparing risk assessments involving plant are encouraged to review previous risk assessments undertaken for similar activities and safety alerts

Additional Options

- ? 32amp outlet on transformers < 5Kva
(Additional Options need to be specified at the time of order and additional costs may be incurred)

Plant and Operator General Requirements overleaf

PLANT AND OPERATOR GENERAL REQUIREMENTS

Plant - General

- ✓ Must be compliant with EC Machinery Directive 2006/42/EC and supplied with a declaration of conformity
- ✓ Evidence of Pre-hire inspection
- ✓ Evidence of regular inspection plus “next service and or inspection due” date sticker
- ✓ Operator instructions must be with the machine
- ✓ All safety decals in place and legible

Operator - General

- ✓ Attend full induction prior to starting work
- ✓ Be briefed on the site-specific Plant, Vehicle and People Management Plan (PVPMP) and check for overhead obstructions and hazards
- ✓ Be signed onto the appropriate Safe System of Work documentation for the task
- ✓ Complete Pre-Use check sheet/e-inspection
- ✓ Comply with Inspection and Defect Reporting System
- ✓ Have a competency assessment prior to being put to work – be familiar with machine
- ✓ Report all unsafe conditions
- ✓ Abide by specific BB Company policies, procedures and permits
- ✓ Always operate/use the equipment in accordance with manufacturer’s instructions / recommendations

For any clarification or more information regarding this type of equipment please contact

The Service Centre of Excellence on 0114 232 9760

ELECTRIC VEHICLE CHARGER (AC)

Typical Illustration



Fig 1 Type 2 Connector charging cable

Core requirements

Fixed EV charging point from 7 to 22kw, mains electricity powered, for project and permanent estate installations.

Must be installed through BB ATS due to a group agreement in place.

Environmental requirements

EMC (Electromagnetic Compatibility) Directive i.e., IEC 61851-21-2

MANDATORY REQUIREMENTS

Hardware Specific

- ✓ 12 month electrical testing and inspection certificate in accordance with manufacturers maintenance plan and Balfour Beatty Inspection & Test plan - [QUA-TF-0100b](#)
- ✓ Product testing and commissioning records
- ✓ Wi-Fi and 4G/5G LTE connection/Bluetooth
- ✓ Communication protocol: OCPP 1.5/1.6/2.0.1
- ✓ Charge mode: Mode 3 (IEC 61851)
- ✓ Output Power: 1-phase (32A) or 3-phase (32A), 230v-400v
- ✓ Ingress Protection Rating: Minimum IP54
- ✓ Impact Protection Rating: IK10
- ✓ Metering: S-Bus MID-certified standard
- ✓ Built-in RCBO (Circuit breaker) 16A or 32A
- ✓ 30mA AC leakage detection per outlet
- ✓ CCID 6 mA DC leakage detection per outlet
- ✓ Secure lock to prevent unauthorised access
- ✓ LED signalling/user interface
- ✓ Compliant with Electric Vehicle (smart charging) regulations 2021 [ISBN 978-0-348-22843-4](#)
- ✓ Compliant with EMC Directive i.e., IEC 61851
- ✓ RFID Reader
- ✓ BB Fuel card provider compatible

Electrical Installer/Field Service Engineer Specific

- ✓ DNO approval required for all installations
- ✓ Must be able to demonstrate they are fit for work as per Balfour Beatty procedures
- ✓ Must be competent and hold a valid industry recognised competence card – as per the BB competency standard [HSES-PR-0026](#)
- ✓ Must be MSite Inducted for the site
- ✓ Must hold competence specific to EV Charge Point Installation and Maintenance and evidence this - as per BB Electrical Safety Procedure [HSF-PR-0068](#)
- ✓ Full site-defined and job specific PPE must be worn
- ✓ Must have attended OEM installation training
- ✓ RAMs must be submitted, appraised, and approved prior to commencement of works
- ✓ Shall stop work if any unauthorised/unsupervised personnel enter their immediate work area
- ✓ Manufacturers installation guide must be followed
- ✓ Software commissioned to contracted charge point operator *Urban Fox*

Operator Specific (End-user):

- ✓ End-user must practice safe use in accordance with vehicle manufacturers and charge point operator's user instructions.
- ✓ End-user must be a Balfour Beatty employee, or have been pre-authorized as a user e.g., if visiting a premises or if a contractor working from the premises
- ✓ End-user must report a breakdown or defect immediately upon discovery following BMS procedure
- ✓ End-user must connect with a Type 2 connector charging cable see fig 1
- ✓ Good practice regarding fair usage to be followed

Risks

- ♥ Electric Shock if used whilst damaged
- ♥ Electrical component failure
- ♥ Fire risk due to overloading, damage or misuse etc.
- ♥ Improper maintenance causing hardware/software fault
- ♥ Excessive force of cables, causing damage

Note: All persons preparing risk assessments involving this equipment type are encouraged to review previous risk assessments undertaken for similar activities and safety alerts

Limitations of Use

- ♥ Do not operate if charge point indicates fault, i.e. Red solid or flashing LED, no LED colour
- ♥ Report faults to site manager immediately
- ♥ Do not attempt to force the removal of a stuck cable
- ♥ Charge points do not accept contactless payment as a method of charging
- ♥ Do not attempt unauthorised access of the main power source

Additional Options

- ? Wi-fi modem (connection booster)
- ? Dual socket
- ? Mounting: Pole, floor or wall
- ? Balfour Beatty branding
- ? Electric Vehicle charger cover
- ? RFID Cards
- ? Data and fibre connections (Ethernet)

(Additional Options need to be specified at the time of order)

For any clarification or more information on this type of equipment please contact

Electricvehiclechargers@balfourbeatty.com

TOWER LIGHTS - TOWABLE

Typical Illustration

Core requirements

Road towable, Diesel, Battery, Solar or Hybrid powered tower light with up to 9mtr mast height and LED lighting heads.

Environmental requirements

Engine must comply with the Balfour Beatty Emissions Requirements as stated in Reference Material: ENV-RM-0011a

MANDATORY REQUIREMENTS

Plant Specific

- ✓ Type approved for use on the UK public Highway in accordance with Directive 2007/46/EC
- ✓ Overrun Braking system
- ✓ 40mm towing eye
- ✓ Break away cable
- ✓ Suitable number plate holder to facilitate quick change over and security of attachment
- ✓ Wheel nut indicators
- ✓ Labelled each side with tyre inflation pressure and wheel nut torque figure
- ✓ Jockey wheel designed to be secure in transit and maximise ground clearance i.e. above the bottom of the chassis frame
- ✓ Compensating/adjustable towing coupling to allow a range of towing connection heights
- ✓ Trailers manufactured prior to April 2015
- ✓ Minimum Wheel Stud configuration: -
- ✓ 4 x M12 stud configuration on a 4.5" PCD hub
- ✓ Trailers manufactured post April 2015
- ✓ Minimum of 5 x M12 stud configuration on a 5.5" PCD Hub
- ✓ Wheel chocks
- ✓ Anti-tamper proof mast interlock system to prevent mast being erected and enable mast descent if base machine is not stationary or level. (Note: current AMOSS systems do not satisfy this requirement)
- ✓ Approved manufacturers: - Trime, Prolectric
- ✓ 5m mast indicator

Operator Specific

- ✓ Must be able to demonstrate they are fit for work
- ✓ Must have correct driving licence category for towing
- ✓ Ensure mast interlock system is working correctly
- ✓ Ensure road worthiness of the trailer
- ✓ Ensure correct registration number is displayed on the rear of the trailer
- ✓ Ensure that towing vehicle and trailer does not exceed rated capacity
- ✓ Full site-defined PPE must be worn - loose fitting clothing should be avoided to prevent inadvertent operation of controls
- ✓ Position lighting heads suitably as not to cause a glare hazard
- ✓ Ensure any exclusion zones are observed for overhead structures and utilities
- ✓ Ensure appropriate exclusion zones are established if in use in proximity to overhead utilities or structures

Risks

- ♥ Light glare from un-shielded lighting
- ♥ Overhead obstructions
- ♥ Slips, trips & falls from trailing power leads
- ♥ Electric shock
- ♥ Burns from hot surfaces
- ♥ Manual handling
- ♥ Uncontrolled movement (Rolling away)

Limitations of Use

- ♥ Do not use if equipment is, or appears to be damaged
- ♥ Only to be erected on firm level ground
- ♥ Light must not be moved if mast is erected
- ♥ Do not load/unload on sloping ground

Note: All persons preparing risk assessments involving plant are encouraged to review previous risk assessments undertaken for similar activities and safety alerts

Additional Options

- ? Telematics (including geofencing)
- ? Security wheel clamps
- ? Tow hitch lock
- ? LED towing lights in lieu of bulbs, should be able to work with towing vehicle without need for retro fit resistor packs.

Additional Options need to be specified at the time of order and additional costs may be incurred)

Plant and Operator General Requirements overleaf

PLANT AND OPERATOR GENERAL REQUIREMENTS

Plant - General

- ✓ Must be compliant with EC Machinery Directive 2006/42/EC and supplied with a declaration of conformity
- ✓ Evidence of Pre-hire inspection
- ✓ Evidence of regular inspection plus “next service and or inspection due” date sticker
- ✓ Operator instructions manual including load charts must be with the machine
- ✓ All safety decals in place and legible

Operator - General

- ✓ Attend full induction prior to starting work
- ✓ Be briefed on the site-specific Plant, Vehicle and People Management Plan (PVPMP) and check for overhead obstructions and hazards
- ✓ Be signed onto the appropriate Safe System of Work documentation for the task
- ✓ Complete Pre-Use check sheet/e-inspection
- ✓ Comply with Inspection and Defect Reporting System
- ✓ Have a competency assessment prior to being put to work – be familiar with machine
- ✓ Report all unsafe conditions
- ✓ Abide by specific BB Company policies, procedures and permits
- ✓ Always operate/use the equipment in accordance with manufacturer’s instructions / recommendations

For any clarification or more information on this type of equipment please contact

The Service Centre of Excellence on 0114 232 9760

4/3 MIXER

Typical Illustration

Core requirements

Half bag 110v or petrol-powered mixer for mixing mortar and concrete.

Environmental Requirements

Engine must comply with the Balfour Beatty Emissions Requirements as stated in Reference Material ENV-RM-0011a

MANDATORY REQUIREMENTS

Plant Specific

- ✓ 110v or petrol powered
- ✓ Supplied with swivel mounting stand
- ✓ Supplied on trolley frame with heavy duty wheels

Operator Specific

- ✓ Must be able to demonstrate they are fit for work
- ✓ Full site-defined PPE must be worn - loose fitting clothing should be avoided to prevent inadvertent operation of controls
- ✓ Shall stop work if any unauthorised or unsupervised personnel enter their immediate work area
- ✓ Must be suitably trained and competent in the use of this type of equipment
- ✓ Ensure correct fuel is used for type of machine

Risks

- ♥ Danger of moving parts
- ♥ Manual Handling when unloading and loading onto vehicles and mounting onto stand
- ♥ Chemical burns from cement dust
- ♥ Loose clothing snagging on controls
- ♥ Flying debris, eye injury, hand injury
- ♥ Refuelling – fuel spillage
- ♥ Higher risk of explosions and fires when using petrol machines

Limitations of Use

- ♥ Do not use if equipment is, or appears to be damaged
- ♥ Do not overfill with fuel
- ♥ Do not refuel when engine is hot
- ♥ Do not refuel when engine is running

Note: All persons preparing risk assessments involving plant are encouraged to review previous risk assessments undertaken for similar activities and safety alerts

PLANT AND OPERATOR GENERAL REQUIREMENTS

Plant - General

- ✓ Must be compliant with EC Machinery Directive 2006/42/EC and supplied with a declaration of conformity
- ✓ Evidence of Pre-hire inspection
- ✓ Evidence of regular inspection plus “next service and or inspection due” date sticker
- ✓ Operator instructions must be with the machine
- ✓ All safety decals in place and legible

Operator - General

- ✓ Attend full induction prior to starting work
- ✓ Be briefed on the site-specific Plant, Vehicle and People Management Plan (PVPMP) and check for overhead obstructions and hazards
- ✓ Be signed onto the appropriate Safe System of Work documentation for the task
- ✓ Complete Pre-Use check sheet/e-inspection
- ✓ Comply with Inspection and Defect Reporting System
- ✓ Have a competency assessment prior to being put to work – be familiar with machine
- ✓ Report all unsafe conditions
- ✓ Abide by specific BB Company policies, procedures and permits
- ✓ Always operate/use the equipment in accordance with manufacturer’s instructions / recommendations

For any clarification or more information on this type of equipment please contact

The Service Centre of Excellence on 0114 232 9760

5-3 ½ MIXER

Typical Illustration



MANDATORY REQUIREMENTS

Plant Specific

- ✓ Diesel powered
- ✓ Electric start
- ✓ Lockable engine compartment
- ✓ Forklift pockets for loading and unloading
- ✓ Supplied on heavy duty wheeled chassis
- ✓ Unloading and loading is prohibited by a tail lift

Operator Specific

- ✓ Must be able to demonstrate they are fit for work
- ✓ Full site-defined PPE must be worn - loose fitting clothing should be avoided to prevent inadvertent operation of controls
- ✓ Shall stop work if any unauthorised or unsupervised personnel enter their immediate work area
- ✓ Must be suitably trained and competent in the use of this type of equipment
- ✓ Ensure correct fuel is used for type of machine

Risks

- ♥ Danger of moving parts
- ♥ Manual Handling when unloading and loading onto vehicles and mounting onto stand
- ♥ Chemical burns from cement dust
- ♥ Loose clothing snagging on controls
- ♥ Flying debris, eye injury, hand injury
- ♥ Refuelling – fuel spillage
- ♥ Higher risk of explosions and fires when using petrol machines

Core requirements

Heavy-duty diesel-powered mixer for mixing mortar and concrete.

Environmental Requirements

Engine must comply with the Balfour Beatty Emissions Requirements as stated in Reference Material ENV-RM-0011a

Limitations of Use

- ♥ Do not use if equipment is, or appears to be damaged
- ♥ Do not overfill with fuel
- ♥ Do not refuel when engine is hot
- ♥ Do not refuel when engine is running

Note: All persons preparing risk assessments involving plant are encouraged to review previous risk assessments undertaken for similar activities and safety alerts

Additional Options

- ? 110v electric motor

PLANT AND OPERATOR GENERAL REQUIREMENTS

Plant - General

- ✓ Must be compliant with EC Machinery Directive 2006/42/EC and supplied with a declaration of conformity
- ✓ Evidence of Pre-hire inspection
- ✓ Evidence of regular inspection plus “next service and or inspection due” date sticker
- ✓ Operator instructions must be with the machine
- ✓ All safety decals in place and legible

Operator - General

- ✓ Attend full induction prior to starting work
- ✓ Be briefed on the site-specific Plant, Vehicle and People Management Plan (PVPMP) and check for overhead obstructions and hazards
- ✓ Be signed onto the appropriate Safe System of Work documentation for the task
- ✓ Complete Pre-Use check sheet/e-inspection
- ✓ Comply with Inspection and Defect Reporting System
- ✓ Have a competency assessment prior to being put to work – be familiar with machine
- ✓ Report all unsafe conditions
- ✓ Abide by specific BB Company policies, procedures and permits
- ✓ Always operate/use the equipment in accordance with manufacturer’s instructions / recommendations

For any clarification or more information on this type of equipment please contact

The Service Centre of Excellence on 0114 232 9760

MOBILE WELFARE UNIT

Typical Illustration



Core requirements

Sizes ranging from 12' to 16' x 8' Towable site welfare unit to provide toilet, washing and canteen facilities. To be self-contained with power unit and effluent waste tank. For use by a maximum of 8 persons per unit dependent on unit size.

Environmental requirements

Engine must comply with the Balfour Beatty Emissions Requirements as stated in Reference Material ENV-RM-0011a

MANDATORY REQUIREMENTS

Plant Specific

- ✓ Electrical test certificate
- ✓ Steel construction Anti Vandal
- ✓ BB Corporate colours & signage (10 days' notice required)
- ✓ 65-amp external isolator switch
- ✓ Internal vinyl faced plasterboard
- ✓ Vinyl Floor coverings
- ✓ Diffused Lighting
- ✓ Thermostatically controlled heating system
- ✓ Suitable ventilation
- ✓ Minimum of 1 x Shuttered Window
- ✓ Water heater
- ✓ Non concussive taps
- ✓ Hand care station
- ✓ Suitable table & chairs
- ✓ Microwave & Kettle (hard wired)
- ✓ External door closures
- ✓ Notice board 6'x4'
- ✓ Hat & Coat hooks
- ✓ PIR lighting sensors
- ✓ Smoke detectors
- ✓ Push pads to fire doors
- ✓ 2 keys per door lock
- ✓ Type approved for use on the UK public Highway in accordance with Directive 2007/46/EC
- ✓ Overrun Braking system
- ✓ 40mm towing eye
- ✓ Break away cable

Plant Specific Cont.....

- ✓ Wheel nut indicators
- ✓ Labelled each side with tyre inflation pressure and wheel nut torque figure
- ✓ Jockey wheel designed to be secured in transit and maximise ground clearance i.e. above the bottom of the chassis frame
- ✓ Drawbar anti-theft device
- ✓ 24/12v Lighting board

Operator Specific

- ✓ Must have correct driving licence category for towing
- ✓ Ensure adequate lift plan is in place if being lifted into position
- ✓ Ensure electrical test certificate is obtained after connection on site
- ✓ Check water, fuel & oil levels daily
- ✓ Weekly check of hour meter reading against next inspection hours and report to hire company if hours exceed the hours of next inspection
- ✓ Inform hire company if moved from original site otherwise waste tank emptying may not be carried out.

Risks

- ♥ Fuel spillage when refuelling generator
- ♥ Frozen water pipes in adverse weather conditions

Limitations of Use

- ♥ Not to be sited on uneven ground
- ♥ Do not exceed stipulated usage levels
- ♥ Generator not to exceed 50hrs per week running time
- ♥ Remove all excess equipment from unit prior to towing to prevent overloading situations
- ♥ Fire risk due to improper use of facilities i.e. drying on heaters etc.
- ♥ Waste tank overflow, if stipulated usage level is exceeded

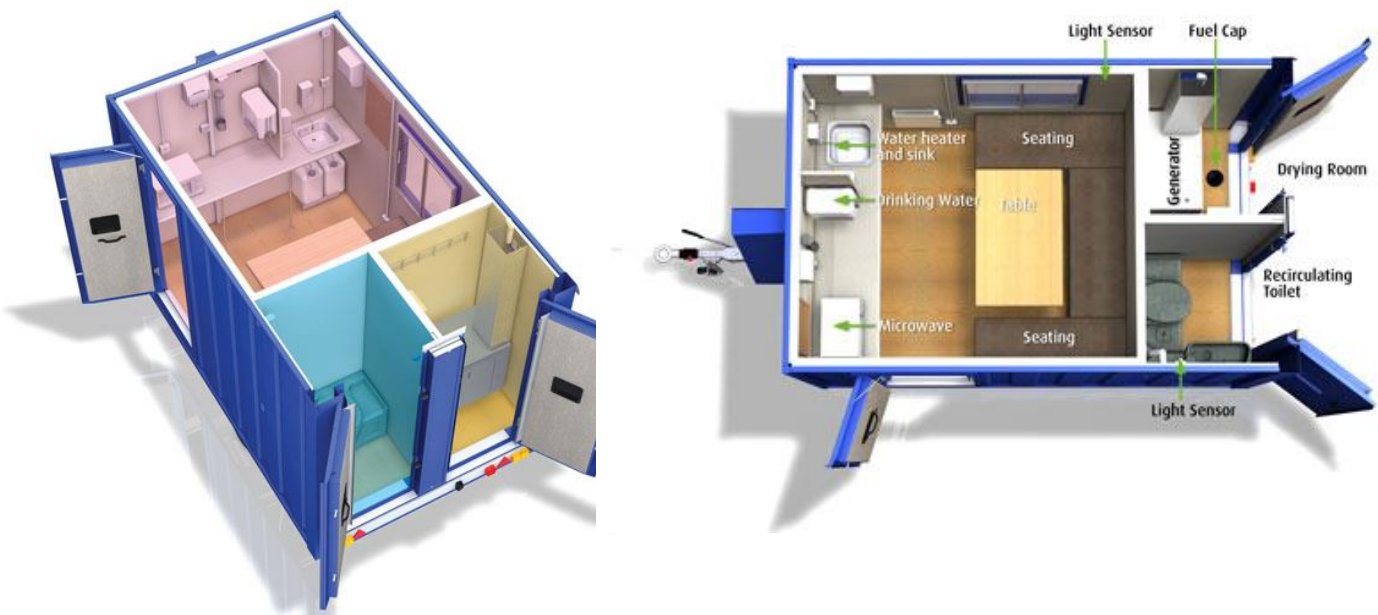
Note: All persons preparing risk assessments involving plant are encouraged to review previous risk assessments undertaken for similar activities and safety alerts

Additional Options

- ? Retractable running gear
- ? Fuel level indicator
- ? Wheel clamp
- ? Hitch Lock
- ? 3 x Shuttered windows
- ? Blind side security CCTV system
- ? Live tracking system
- ? Networked communications system
- ? IP rated touch screen TV module (Mobile Collaboration Unit)

(Additional Options need to be specified at the time of order and additional costs may be incurred)

Typical Layout



Plant and Operator General Requirements overleaf

PLANT AND OPERATOR GENERAL REQUIREMENTS

Plant - General

- ✓ Evidence of Pre-hire inspection
- ✓ Evidence of regular inspection plus “next service and or inspection due” date sticker
- ✓ Operator instructions must be with the unit
- ✓ All safety decals in place and legible

Operator - General

- ✓ Attend full induction prior to starting work
- ✓ Be briefed on the site-specific Plant, Vehicle and People Management Plan (PVPMP) and check for overhead obstructions and hazards
- ✓ Be signed onto the appropriate Safe System of Work documentation for the task
- ✓ Complete Pre-Use check sheet/e-inspection
- ✓ Comply with Inspection and Defect Reporting System
- ✓ Have a competency assessment prior to being put to work – be familiar with machine
- ✓ Report all unsafe conditions
- ✓ Abide by specific BB Company policies, procedures and permits
- ✓ Always operate/use the equipment in accordance with manufacturer’s instructions / recommendations

For any clarification or more information on this type of equipment please contact
The Service Centre of Excellence on 0114 232 9760

PLANT & EQUIPMENT SPECIFICATION CONCRETE PUMP

Typical Illustration



Core requirements

Trailer or vehicle mounted diesel driven concrete pump.

Environmental requirements

Engine must comply with the Balfour Beatty Emissions Requirements as stated in Reference Material ENV-RM-0011a

MANDATORY REQUIREMENTS

Plant Specific

- ✓ 12 month thorough examination certificate
- ✓ Mirrors (including Class V & VI)/CCTV to satisfy 1m high at 1m distance 360° visibility criteria
- ✓ Safe access for refuelling, maintenance and to any place where accessories stored
- ✓ Flashing amber beacon
- ✓ Audible reversing alarm
- ✓ Locking doors with key
- ✓ Locking caps/covers to fuel and all other tanks
- ✓ Labelled each side with tyre inflation pressure and wheel nut torque figure
- ✓ Emergency stop button

If trailer mounted:

- ✓ Type approved for use on the UK public Highway in accordance with Directive 2007/46/EC
- ✓ Overrun Braking system
- ✓ Break away cable
- ✓ Wheel nut indicators
- ✓ Jockey wheel designed to be secure in transit and maximise ground clearance i.e. above the bottom of the chassis frame

If vehicle mounted:

- ✓ Must have whole vehicle type approval if registered after Oct '14

If vehicle mounted: Cont...

- ✓ Chapter 8 compliant beacons, reflective chevrons and 'Highway/Motorway Maintenance' signage
- ✓ Public Highway compliance with C&U regulations – (VED registered, working lights indicators, registration plate's front & rear etc.)
- ✓ Current Operator licence displayed
- ✓ Current MOT plating certificate
- ✓ Portable 'Chocks'/Wheel Stops to be manufactured to place on the ground behind the concrete pump to prevent the concrete wagon reversing into the hopper
- ✓ Cab steps and handles painted high visibility yellow ensuring 3 points of contact is achievable
- ✓ Fire extinguisher in cab
- ✓ First aid kit and eye wash in cab

Operator Specific

- ✓ Must be able to demonstrate they are fit for work
- ✓ Operators must be competent and hold a valid industry recognised competence card – as per BB competency standard
- ✓ Must have a current relevant driving licence if driving on the public highway
- ✓ Evidence of familiarisation training for type of crane to be operated
- ✓ Must comply with the requirements of the site lift plan

Operator Specific Cont....

- ✓ Must know the weights of the loads before lifting
- ✓ Competent to check Rated Capacity Indicator
- ✓ Assess operator on communication skills, language, hand signals and radio use
- ✓ Full site-defined PPE must be worn - loose fitting clothing should be avoided to prevent inadvertent operation of controls
- ✓ Seat belt must be worn (when driving)
- ✓ Keys must be removed from the ignition before leaving the cab unattended or cab doors locked if not able to do so
- ✓ When used near overhead power lines, HSE GS6 "Avoidance of danger from overhead electric power lines" must be followed
- ✓ A secondary person must be in the vicinity of the operation at all times who is fully trained to operate the machine in case of an emergency
- ✓ Remote control unit to be deactivated if operator needs to change position to prevent inadvertent operation
- ✓ Must have the outriggers fully extended unless the machine is fitted with one side support system and engaged

If trailer mounted:

- ✓ Must have correct driving licence category for towing
- ✓ Ensure road worthiness of the trailer
- ✓ Ensure correct registration number is displayed on the rear of the trailer
- ✓ Ensure that towing vehicle and trailer does not exceed rated capacity

If vehicle mounted:

- ✓ Must have a current relevant driving licence if driving on the public highway
- ✓ Must be able to demonstrate they are fit for work
- ✓ Operators must be competent and hold a valid industry recognised competence card – as per BB competency standard

If vehicle mounted Cont....

- ✓ Full site-defined PPE must be worn – loose fitting clothing should be avoided to prevent inadvertent operation of controls

If Remote Control:

- ✓ Specific Emergency Recovery / Rescue Procedures must be established and effectively communicated prior to works commencing

Risks

- ♥ Striking overhead obstructions/utility lines
- ♥ People in operational exclusion zone
- ♥ Overturning due to ground/site conditions
- ♥ Trapping of site operatives - a safe working area physically marked on the ground around the pump and outriggers to provide an exclusion zone to all operatives not involved with the pumping activity
- ♥ Pressurised lines – pre-use inspection of pipe clamps and pins, rigid procedure to be implemented when cleaning pipes using water (the use of compressed air to clean out pipelines should only be used where there is no other practical alternative)

Limitations of Use

- ♥ Do not operate if machine is, or appears to be damaged
- ♥ Controls should be secured so that unauthorised operation is effectively prevented when the machine is not in use
- ♥ At no time must anyone work or walk underneath the boom, whether it is being operated or not
- ♥ No entry into exclusion zone unless signalled by operator

Note: All persons preparing risk assessments involving plant are encouraged to review previous risk assessments undertaken for similar activities and safety alerts

Additional Options

- ? Telematics system c/w geo fencing
- ? Independent isolation system
- ? CCTV/Proximity sensor system
- ? 360° "Birdseye view" camera system

(Additional Options need to be specified at the time of order and additional costs may be incurred)

Plant and Operator General Requirements overleaf

PLANT AND OPERATOR GENERAL REQUIREMENTS

Plant - General

- ✓ Must be compliant with EC Machinery Directive 2006/42/EC and supplied with a declaration of conformity
- ✓ Evidence of Pre-hire inspection
- ✓ Evidence of regular inspection plus “next service and or inspection due” date sticker
- ✓ Operator instructions manual including load charts must be with the machine
- ✓ All safety decals in place and legible

Operator - General

- ✓ Attend full induction prior to starting work
- ✓ Be briefed on the site-specific Plant, Vehicle and People Management Plan (PVPMP) and check for overhead obstructions and hazards
- ✓ Be signed onto the appropriate Safe System of Work documentation for the task
- ✓ Complete Pre-Use check sheet/e-inspection
- ✓ Comply with Inspection and Defect Reporting System
- ✓ Have a competency assessment prior to being put to work – be familiar with machine
- ✓ Report all unsafe conditions
- ✓ Abide by specific BB Company policies, procedures and permits
- ✓ Always operate/use the equipment in accordance with manufacturer’s instructions / recommendations

For any clarification or more information on this type of equipment please contact

The Service Centre of Excellence on 0114 232 9760

ROUGH TERRAIN FORKLIFT TRUCK

Typical Illustration



Core requirements

Self-propelled, diesel powered all terrain forklift truck with a reach upto 7m and lift capacity up to 4,000kg

Environmental requirements

Engine must comply with the Balfour Beatty Emissions Requirements as stated in Reference Material ENV-RM-0011a

MANDATORY REQUIREMENTS

Plant Specific

- ✓ 12 month LOLER thorough examination certificate
- ✓ Supplied with lights and if used on public highway - compliance with C&U regulations (indicators, registration plate's front & rear etc.)
- ✓ ROPS & FOPS protected cab
- ✓ Live tracking system
- ✓ Flashing amber beacons,
- ✓ Mirrors/CCTV to satisfy 1m high at 1m distance 360° visibility criteria
- ✓ Locking doors with keys
- ✓ Isolation switch with key
- ✓ Seat belts must be fitted
- ✓ Reversing alarm to be fitted and audible at 10m
- ✓ Cab steps and handles painted high visibility yellow ensuring 3 points of contact is achievable
- ✓ Safe access for refuelling, maintenance and to any place where accessories are stored
- ✓ Lifting accessories:
 - 6 month thorough examination
 - Certified lifting points for all lifting duties
 - Safe load indicator or Rated Capacity indicator
 - SWL to be clearly marked
- ✓ Check valves must be fitted
- ✓ If lifting from forks (under slinging) proper attachments must be fixed with heel pins (not "T" screws) and have specific lift plan

Plant Specific Cont....

- ✓ If used under overhead cables or obstructions:
 - Must be fitted with height restrictors and indication on machine.
- ✓ Locking caps/covers to fuel and all other tanks
- ✓ Wheel nut indicators fitted
- ✓ Labelled each side with tyre inflation pressure and wheel nut torque figure

Operator Specific

- ✓ Must comply with the requirements of the site lift plan
- ✓ Must know the weights of the loads before lifting Operator must be competent to check Rated Capacity Indicator (RCI)
- ✓ Operator to mount and dismount machine using fixed access arrangements and always facing the machine
- ✓ Must have a current relevant driving licence if driving on the public highway
- ✓ Forks to be folded/secured if travelling on public highway & boom carried at a safe level at all times in accordance with manufacturers recommendations
- ✓ Full site-defined PPE must be worn - loose fitting clothing should be avoided to prevent inadvertent operation of controls
- ✓ Seat belt must be worn
- ✓ Engine must be turned off if approached by others and keys removed from the ignition before leaving the cab unattended for any reason

Risks

- ♥ Striking overhead obstructions/utility lines
- ♥ Overturning if lifting duties exceeded, used on incline, uneven ground or travelling at speed
- ♥ Use of accessories – e.g. re-handling bucket etc.
- ♥ Loose clothing snagging on controls
- ♥ Effect of weather on visibility and working/traffic surfaces
- ♥ People in operational exclusion zone
- ♥ Public interface – working alongside

Limitations of Use

- ♥ Do not operate if machine is, or appears to be damaged
- ♥ No entry into exclusion zone unless signalled by operator
- ♥ Not to be used for lifting operations if operator does not have correct qualification or machine documentation is incomplete or has expired

Note: All persons preparing risk assessments involving plant are encouraged to review previous risk assessments undertaken for similar activities and safety alerts

Additional Options

- ? Telematics c/w geo fencing
- ? Independent isolation system
- ? CCTV/Proximity sensor system
- ? 360° “Birdseye view” camera system
- ? Cab Care System Means for operator to monitor hoist rope tension, e.g. camera or mirror
- ? Reflective markers, motorway/highway maintenance sticker and chevrons
- ? Isolation method independent of factory fitted locks
- ? System to prevent operation in reverse at speed
- ? FOPS Front screen guard

(Additional Options need to be specified at the time of order and additional costs may be incurred)

Plant and Operator General Requirements overleaf

PLANT AND OPERATOR GENERAL REQUIREMENTS

Plant - General

- ✓ Must be compliant with EC Machinery Directive 2006/42/EC and supplied with a declaration of conformity
- ✓ Evidence of Pre-hire inspection
- ✓ Evidence of regular inspection plus “next service and or inspection due” date sticker
- ✓ Operator instructions manual including load charts must be with the machine
- ✓ All safety decals in place and legible

Operator - General

- ✓ Attend full induction prior to starting work
- ✓ Be briefed on the site-specific Plant, Vehicle and People Management Plan (PVPMP) and check for overhead obstructions and hazards
- ✓ Be signed onto the appropriate Safe System of Work documentation for the task
- ✓ Complete Pre-Use check sheet/e-inspection
- ✓ Comply with Inspection and Defect Reporting System
- ✓ Have a competency assessment prior to being put to work – be familiar with machine
- ✓ Report all unsafe conditions
- ✓ Abide by specific BB Company policies, procedures and permits
- ✓ Always operate/use the equipment in accordance with manufacturer’s instructions / recommendations

For any clarification or more information regarding this type of equipment please contact

The Service Centre of Excellence on 0114 232 9760

TELEHANDLER

Typical Illustration



Core requirements

Self-propelled, diesel powered telehandler with a reach up to 20m and lift capacity up to 5,000kg

Environmental Requirements

Engine must comply with the Balfour Beatty Emissions Requirements as stated in Reference Material ENV-RM-0011a

MANDATORY REQUIREMENTS

Plant Specific

- ✓ 12 month LOLER thorough examination certificate
- ✓ Supplied with lights and if used on public highway - compliance with C&U regulations (indicators, registration plate's front & rear etc.)
- ✓ 4x4 drive train
- ✓ ROPS & FOPS protected cab
- ✓ Live tracking system
- ✓ Flashing amber beacons
- ✓ Mirrors/CCTV to satisfy 1m high at 1m distance 360° visibility criteria
- ✓ Locking doors with keys
- ✓ Isolation switch with key
- ✓ Cab steps and handles painted high visibility yellow ensuring 3 points of contact is achievable
- ✓ Seat belts must be fitted and operational
- ✓ Audible reversing alarm
- ✓ Where access is required at height for security & maintenance purposes, suitable handrails must be in place to prevent falling from height
- ✓ Fitted with Human Form Recognition Cameras.

See [HSF-SP-0047b](#) HFR Camera System Specification for more details.

Lifting accessories:

- 6 month thorough examination
- Certified lifting points for all lifting duties
- Lifting duty chart to be displayed or available in the cab
- Safe load indicator or Rated Capacity indicator

Operator Specific

- ✓ Must be able to demonstrate they are fit for work
- ✓ Operators must be competent and hold a valid industry recognised competence card – as per BB competency standard
- ✓ Must have a current relevant driving licence if driving on the public highway
- ✓ Forks to be folded/secured if travelling on public highway & boom carried at a safe level at all times in accordance with manufacturers recommendations
- ✓ All hoses to be inspected regularly
- ✓ Full site-defined PPE must be worn - loose fitting clothing should be avoided to prevent inadvertent operation of controls
- ✓ Seat belt must be worn
- ✓ Engine must be turned off if approached by others and keys removed from the ignition before leaving the cab unattended for any reason
- ✓ Stabilizers must be deployed when lifting duties are being conducted (as applicable)

Man Riding Requirements

- ✓ Plant – Man riding requirements – refer to BS7121-5:2006 for further guidance
- ✓ Current 6 monthly LOLER thorough examination certificate for the crane
- ✓ Ability to restrict the working speed of all crane functions to 0.5m/s
- ✓ Control levers return to neutral automatically when released

Man Riding Requirements Cont...

- ✓ SWL of crane configuration in use is at least twice the rated capacity of the carrier
- ✓ Power lowering facility fitted to crane. If not, free-fall capability must be locked out
- ✓ Load bearing hydraulic cylinders fitted with check valves
- ✓ Carrier hoisting & lowering ropes minimum diameter of 8mm
- ✓ Hook fitted with safety catch
- ✓ Crane fitted with anemometer or other device to monitor in service wind speeds

If Remote Control:

- ✓ Specific Emergency Recovery / Rescue Procedures must be established and effectively communicated prior to works commencing

Risks

- ♥ Safe and clean access into cab & for refueling
- ♥ Striking overhead obstructions/utility lines
- ♥ Overturning if lifting duties exceeded, used on incline, uneven ground or travelling at speed
- ♥ Use of accessories – e.g. re-handling bucket etc.
- ♥ Loose clothing snagging on controls
- ♥ Effect of weather on visibility and working/traffic surfaces
- ♥ People in operational exclusion zone
- ♥ Public interface – working alongside

Limitations of Use

- ♥ Do not use if equipment is, or appears to be damaged
- ♥ No entry into exclusion zone unless signalled by operator
- ♥ Not to be used for lifting operations if operator does not have correct qualification or machine documentation is incomplete or has expired
- ♥ No materials including lifting tackle to be stored beneath the boom

Note: All persons preparing risk assessments involving plant are encouraged to review previous risk assessments undertaken for similar activities and safety alerts

Additional Options

- ? An automatic safe load indicator or load cell installed to warn of potential overload
- ? Task lighting fitted to the short travel beam or winch trolley (Additional Options need to be specified at the time of order and additional costs may be incurred)
- ? If pedestrian operated; hand held radio controls are preferred over pendant controls
- ? Pedestrian footpaths and storage areas/bays should be clearly visible
- ? If working outdoor, a wind speed alarm or anemometer could be supplied

Plant and Operator General Requirements overleaf

PLANT AND OPERATOR GENERAL REQUIREMENTS

Plant - General

- ✓ Must be compliant with EC Machinery Directive 2006/42/EC and supplied with a declaration of conformity
- ✓ Evidence of Pre-hire inspection
- ✓ Evidence of regular inspection plus “next service and or inspection due” date sticker
- ✓ Operator instructions must be with the machine
- ✓ All safety decals in place and legible

Operator - General

- ✓ Attend full induction prior to starting work
- ✓ Be briefed on the site-specific Plant, Vehicle and People Management Plan (PVPMP) and check for overhead obstructions and hazards
- ✓ Be signed onto the appropriate Safe System of Work documentation for the task
- ✓ Complete Pre-Use check sheet/e-inspection
- ✓ Comply with Inspection and Defect Reporting System
- ✓ Have a competency assessment prior to being put to work – be familiar with machine
- ✓ Report all unsafe conditions
- ✓ Abide by specific BB Company policies, procedures and permits
- ✓ Always operate/use the equipment in accordance with manufacturer’s instructions / recommendations

For any clarification or more information regarding this type of equipment please contact

The Service Centre of Excellence on 0114 232 9760

CRAWLER CRANE

Typical Illustration



Core requirements

A 50-250t lift capacity crane consisting of an upper carriage mounted on a crawler type undercarriage with 360° rotation capability with either a box or a lattice type straight boom and optional jib (boom extension).

Environmental Requirements

Engine must comply with the Balfour Beatty Emissions Requirements as stated in the UK Reference Material ENV-RM-0011a

MANDATORY REQUIREMENTS

Plant Specific

- ✓ Current 12 monthly LOLER thorough examination certificate for the crane
- ✓ Current 6 monthly LOLER thorough examination certificate for all lifting tackle carried
- ✓ Rated Capacity Indicator (RCI)
- ✓ Flashing amber beacon
- ✓ Slew alarms
- ✓ Door lock keys provided
- ✓ Aircraft warning lights (if working within 6km of airports or aerodromes)
- ✓ Slew, jib height and radius restrictors if working in the vicinity of overhead power lines, railways, adjacent live traffic, etc.
- ✓ Hook block over hoist cut-out facility
- ✓ Boom hoist cut-out facility
- ✓ Handrails fitted to running boards and crane upper structure
- ✓ Load bearing hydraulic cylinders fitted with check valves
- ✓ Crane fitted with anemometer or other device to monitor in service wind speeds
- ✓ Red, amber and green high level illumination to indicate crane working within safe limits
- ✓ Fitted with Human Form Recognition Cameras from June 2024 for plant supply partners and January 2025 for subcontractors. See [HSF-SP-0047b](#) HFR Camera System Specification for more details.

Operator Specific

- ✓ Must be able to demonstrate they are fit for work
- ✓ Operators must be competent and hold a valid industry recognised competence card – as per BB competency standard
- ✓ Evidence of familiarisation training for type of crane to be operated
- ✓ Must comply with the requirements of the site lift plan
- ✓ Must know the weights of the loads before lifting
- ✓ Competent to check Rated Capacity Indicator
- ✓ Assess operator on communication skills, language, hand signals and radio use
- ✓ Latest D&A test results to be made available
- ✓ Full site-defined PPE must be worn - loose fitting clothing should be avoided to prevent inadvertent operation of controls

Man Riding Requirements

- ✓ Current 6 monthly LOLER thorough examination certificate for the crane
- ✓ Carrier hoisting and lowering ropes minimum diameter of 8mm
- ✓ Hook fitted with safety catch
- ✓ Ability to restrict the working speed of all crane functions to 0.5m/s
- ✓ Control levers return to neutral automatically when released
- ✓ SWL of crane configuration in use is at least twice the rated capacity of the carrier

Man Riding Requirements Cont...

- ✓ Power lowering facility fitted to crane. If not, free-fall capability must be locked out
- ✓ Refer to BS7121 -1:2006 for further guidance

Risks

- ♥ Safe and clean access into cab
- ♥ Safe and clean access for refuelling and maintenance
- ♥ Load path – slewing over site personnel
- ♥ Danger of crushing in slew zone
- ♥ Overturning if lifting duties exceeded, ground capable of withstanding imposed track loadings, underground services
- ♥ Dropped loads – exclusion zone set up around the area of lifting operations, loads consisting of loose material/components to be containerized
- ♥ Striking overhead obstructions/utility lines
- ♥ Jib clash – coordination with adjacent cranes, tall plant
- ♥ People in operational exclusion zone
- ♥ Public interface – working alongside – consider slew restrictors
- ♥ All round visibility tools fully operational
- ♥ Effect of weather on visibility and working/traffic surfaces
- ♥ Use of jib walkways to be avoided where practical
- ♥ Potential excessive noise

Limitations of Use

- ♥ Do not operate if machine is, or appears to be defective
- ♥ Plant and personnel segregation - no entry into exclusion zone unless signalled by operator
- ♥ SWL not to be exceeded Avoid accidental starting. Do not hold fingers on the switch button while carrying a plugged-in tool

Note: All persons preparing risk assessments involving plant are encouraged to review previous risk assessments undertaken for similar activities and safety alerts

Additional Options

- ? Jib Head camera if working on sites with blind lifting issues
- ? Counterweight mounted CCTV
- ? Block stand to be provided when reeving rope into hook block whilst block is lying down
- ? Audible/visual slew alarm
- ? All round vision system to avoid potential crushing incident
- ? Operator to have 3 years' operating experience
- ? Means for operator to monitor hoist rope tension, e.g. camera or mirror

(Additional Options need to be specified at the time of order and additional costs may be incurred)

Plant and Operator General Requirements overleaf

PLANT AND OPERATOR GENERAL REQUIREMENTS

Plant - General

- ✓ Must be compliant with EC Machinery Directive 2006/42/EC and supplied with a declaration of conformity
- ✓ Evidence of Pre-hire inspection
- ✓ Evidence of regular inspection plus “next service and or inspection due” date sticker
- ✓ Operator instructions must be with the machine
- ✓ All safety decals in place and legible

Operator - General

- ✓ Attend full induction prior to starting work
- ✓ Be briefed on the site-specific Plant, Vehicle and People Management Plan (PVPMP) and check for overhead obstructions and hazards
- ✓ Be signed onto the appropriate Safe System of Work documentation for the task
- ✓ Complete Pre-Use check sheet/e-inspection
- ✓ Comply with Inspection and Defect Reporting System
- ✓ Have a competency assessment prior to being put to work – be familiar with machine
- ✓ Report all unsafe conditions
- ✓ Abide by specific BB Company policies, procedures and permits
- ✓ Always operate/use the equipment in accordance with manufacturer’s instructions / recommendations

For any clarification or more information on this type of equipment please contact
BPH on 01652 633340

PLANT AND OPERATOR GENERAL REQUIREMENTS

Plant - General

- ✓ Must be compliant with EC Machinery Directive 2006/42/EC and supplied with a declaration of conformity
- ✓ Evidence of Pre-hire inspection
- ✓ Evidence of regular inspection plus “next service and or inspection due” date sticker
- ✓ Operator instructions manual including load charts must be with the machine
- ✓ All safety decals in place and legible

Operator - General

- ✓ Attend full induction prior to starting work
- ✓ Be briefed on the site-specific Plant, Vehicle and People Management Plan (PVPMP) and check for overhead obstructions and hazards
- ✓ Be signed onto the appropriate Safe System of Work documentation for the task
- ✓ Complete Pre-Use check sheet/e-inspection
- ✓ Comply with Inspection and Defect Reporting System
- ✓ Have a competency assessment prior to being put to work – be familiar with machine
- ✓ Report all unsafe conditions
- ✓ Abide by specific BB Company policies, procedures and permits
- ✓ Always operate/use the equipment in accordance with manufacturer’s instructions / recommendations

For any clarification or more information regarding this type of equipment please contact

The Service Centre of Excellence on 0114 232 9760

GASCOSEEKER 2-500

Typical Illustration



Core requirements

A sensory device with capability to detect flammable gas and the % LEL (Lower Explosive Limit) and % volume of flammable hydrocarbons in a confined space in order to warn the user audibly and visually of the danger in the upcoming environment

MANDATORY REQUIREMENTS

Plant Specific

- ✓ Must be MkII 500 model
- ✓ Certificate of Calibration
- ✓ Calibration sticker on tool
- ✓ Must be supplied with carry case and charger
- ✓ Must have valid Portable Appliance Test label
- ✓ Automatic deactivation after defined calibration period
- ✓ Service due indicator
- ✓ Self-test functionality

Operator Specific

- ✓ Must be able to demonstrate they are fit for work
- ✓ Full site-defined PPE must be worn - loose fitting clothing should be avoided to prevent inadvertent operation of controls
- ✓ Must be suitably trained and competent in the use of this type of equipment
- ✓ Ensure subsequent Portable Appliance Testing is carried as per site requirements
- ✓ Be in possession of utility/site drawings for the work area (where applicable)
- ✓ Ensure sufficient battery charge is available to complete task

Risks

- ♥ Battery failure
- ♥ Working in confined spaces
- ♥ Asphyxiation
- ♥ Danger of explosions

Limitations of Use

- ♥ Do not use if equipment is, or appears to be damaged
- ♥ Equipment will not operate if calibration date has expired
- ♥ Limited detection area (as per manufacturer's guidance)
- ♥ Do not use in areas with oxygen levels above 21%
- ♥ Do not use in areas with silicon, lead, halogen and sulphur present
- ♥ Only use NEW replacement batteries

Note: All persons preparing risk assessments involving plant are encouraged to review previous risk assessments undertaken for similar activities and safety alerts

Additional Options

- ? Accessory Pack (Harness, Hex Driver, probes etc.)
- ? Additional filters

(Additional Options need to be specified at the time of order and additional costs may be incurred)

Plant and Operator General Requirements overleaf

PLANT AND OPERATOR GENERAL REQUIREMENTS

Plant - General

- ✓ Must be compliant with EC Machinery Directive 2006/42/EC and supplied with a declaration of conformity
- ✓ Evidence of Pre-hire inspection
- ✓ Evidence of regular inspection plus “next service and or inspection due” date sticker
- ✓ Operator instructions manual including load charts must be with the machine
- ✓ All safety decals in place and legible

Operator - General

- ✓ Attend full induction prior to starting work
- ✓ Be briefed on the site-specific Plant, Vehicle and People Management Plan (PVPMP) and check for overhead obstructions and hazards
- ✓ Be signed onto the appropriate Safe System of Work documentation for the task
- ✓ Complete Pre-Use check sheet/e-inspection
- ✓ Comply with Inspection and Defect Reporting System
- ✓ Have a competency assessment prior to being put to work – be familiar with machine
- ✓ Report all unsafe conditions
- ✓ Abide by specific BB Company policies, procedures and permits
- ✓ Always operate/use the equipment in accordance with manufacturer’s instructions / recommendations

For any clarification or more information regarding this type of equipment please contact

The Service Centre of Excellence on 0114 232 9760

BREATHING APPARATUS

Typical Illustration



Core requirements

A professional breathing apparatus with capability to provide the user with an extended amount of oxygen in a space with limited oxygen levels.

MANDATORY REQUIREMENTS

Plant Specific

- ✓ Fully approved to BS EN 137 (2006) - Respiratory Protective Devices
- ✓ Supplied with back plate carry harness
- ✓ 9ltr oxygen cylinder
- ✓ Full face mask with all connecting hose
- ✓ Supplied in a protective rigid holdall
- ✓ Oxygen capacity gauge

Operator Specific

- ✓ Must be able to demonstrate they are fit for work
- ✓ Full site-defined PPE must be worn - loose fitting clothing should be avoided to prevent inadvertent operation of controls
- ✓ Operative must undergo a Face fit test before use
- ✓ Must be suitably trained and competent in the use of Breathing Apparatus
- ✓ Must be suitably trained and competent for Working in Confined Spaces
- ✓ Must be used in conjunction with a personal Gas Monitor
- ✓ Must be clean shaven to be able to use this equipment

Risks

- ♥ Working in confined spaces
- ♥ Asphyxiation
- ♥ Leaking oxygen cylinder
- ♥ Incomplete seal of mask to face

Limitations of Use

- ♥ Do not use if equipment is, or appears to be damaged
- ♥ Do not use if anti-tamper device is not present
- ♥ Length of oxygen supply
- ♥ Physical size of confined space

Note: All persons preparing risk assessments involving plant are encouraged to review previous risk assessments undertaken for similar activities and safety alerts

Additional Options

- ? Electronic monitoring unit
- ? Secondary supply hose
- ? Lung demand valve
- ? Head up display unit

(Additional Options need to be specified at the time of order and additional costs may be incurred)

Plant and Operator General Requirements overleaf

PLANT AND OPERATOR GENERAL REQUIREMENTS

Plant - General

- ✓ Must be compliant with EC Machinery Directive 2006/42/EC and supplied with a declaration of conformity
- ✓ Evidence of Pre-hire inspection
- ✓ Evidence of regular inspection plus “next service and or inspection due” date sticker
- ✓ Operator instructions manual including load charts must be with the machine
- ✓ All safety decals in place and legible

Operator - General

- ✓ Attend full induction prior to starting work
- ✓ Be briefed on the site-specific Plant, Vehicle and People Management Plan (PVPMP) and check for overhead obstructions and hazards
- ✓ Be signed onto the appropriate Safe System of Work documentation for the task
- ✓ Complete Pre-Use check sheet/e-inspection
- ✓ Comply with Inspection and Defect Reporting System
- ✓ Have a competency assessment prior to being put to work – be familiar with machine
- ✓ Report all unsafe conditions
- ✓ Abide by specific BB Company policies, procedures and permits
- ✓ Always operate/use the equipment in accordance with manufacturer’s instructions / recommendations

For any clarification or more information regarding this type of equipment please contact

The Service Centre of Excellence on 0114 232 9760

ESCAPE SET

Typical Illustration



Core requirements

An emergency breathing device with capability to provide the user with a limited amount of oxygen in a confined space

MANDATORY REQUIREMENTS

Plant Specific

- ✓ Fully approved to BS EN 402 (2003) Devices for Escape
- ✓ Lloyds Register certificate of Fire & Type approval
- ✓ Compliant with SOLAS chapter 11-2 - Construction - fire protection, detection, extinction.
- ✓ Supplied in holder c/w anti-tamper device

Operator Specific

- ✓ Must be able to demonstrate they are fit for work
- ✓ Full site-defined PPE must be worn - loose fitting clothing should be avoided to prevent inadvertent operation of controls
- ✓ Must be suitably trained and competent for Working in Confined Spaces
- ✓ Must be suitably trained and competent in the use of this type of equipment
- ✓ Must be used in conjunction with a personal Gas Monitor

Risks

- ♥ Working in confined spaces
- ♥ Asphyxiation
- ♥ Leaking oxygen cylinder
- ♥ Incomplete seal of mask to face

Limitations of Use

- ♥ Do not use if equipment is, or appears to be damaged
- ♥ Do not use if anti-tamper device is not present
- ♥ Length of oxygen supply
- ♥ Physical size of confined space

Note: All persons preparing risk assessments involving plant are encouraged to review previous risk assessments undertaken for similar activities and safety alerts

Additional Options

- ? Hood/constant flow set

(Additional Options need to be specified at the time of order and additional costs may be incurred)

Plant and Operator General Requirements overleaf

PLANT AND OPERATOR GENERAL REQUIREMENTS

Plant - General

- ✓ Evidence of Pre-hire inspection
- ✓ Evidence of regular inspection plus “next service and or inspection due” date sticker
- ✓ Operator instructions must be with the machine
- ✓ All safety decals in place and legible

Operator - General

- ✓ Attend full induction prior to starting work
- ✓ Be briefed on the site-specific Plant, Vehicle and People Management Plan (PVPMP) and check for overhead obstructions and hazards
- ✓ Be signed onto the appropriate Safe System of Work documentation for the task
- ✓ Complete Pre-Use check sheet/e-inspection
- ✓ Comply with Inspection and Defect Reporting System
- ✓ Have a competency assessment prior to being put to work – be familiar with machine
- ✓ Report all unsafe conditions
- ✓ Abide by specific BB Company policies, procedures and permits
- ✓ Always operate/use the equipment in accordance with manufacturer’s instructions / recommendations

For any clarification or more information regarding this type of equipment please contact
The Service Centre of Excellence on 0114 232 9760

FALL ARREST DEVICE

Typical Illustration



MANDATORY REQUIREMENTS

Plant Specific

- ✓ Certificate of Calibration
- ✓ Calibration sticker on tools
- ✓ Swivel gate karabiner
- ✓ Self-retracting line

Operator Specific

- ✓ Completed specific working at heights training within the last 3 years
- ✓ Be in possession of Utility Drawings for the work area.
- ✓ Full site-defined PPE must be worn – non loose fitting
- ✓ Establish the correct cable length required
- ✓ Set up a safe area around you
- ✓ Ensure a secure attachment point is made vertically above work area
- ✓ Only one person should be attached to the device
- ✓ The equipment user should never be left to work on their own
- ✓ The safe use and method of retrieving the user after a fall, must be determined during Risk Assessment
- ✓ The User must wear a Full Body Harness that meets the requirements of EN361

Core requirements

A personal fall arrest system - a device used to arrest the fall of a person in a fall from a working level.

Risks

- ♥ Death, or serious injury may result if not used correctly
- ♥ Fall from height
- ♥ Suspension trauma

Limitations of Use

- ♥ Horizontal work applications
- ♥ Cable length
- ♥ SWL 136kg's
- ♥ 1 person use

Note: All persons preparing risk assessments involving plant are encouraged to review previous risk assessments undertaken for similar activities and safety alerts

ADDITIONAL OPTIONS

- ? Various cable lengths of 7m, 14m and 20m
- ? Fall Arrest Harness
- ? D-Shackle for attachment points
- ? PPE Beam Trolley for attaching to beams
- ? PPE sling

(Additional Options need to be specified at the time of order and additional costs may be incurred)

For any clarification or more information on this type of equipment please contact

Plant and Operator General Requirements overleaf

PLANT AND OPERATOR GENERAL REQUIREMENTS

Plant - General

- ✓ Must be compliant with EC Machinery Directive 2006/42/EC and supplied with a declaration of conformity
- ✓ Evidence of Pre-hire inspection
- ✓ Evidence of regular inspection plus “next service and or inspection due” date sticker
- ✓ Operator instructions manual including load charts must be with the machine
- ✓ All safety decals in place and legible

Operator - General

- ✓ Attend full induction prior to starting work
- ✓ Be briefed on the site-specific Plant, Vehicle and People Management Plan (PVPMP) and check for overhead obstructions and hazards
- ✓ Be signed onto the appropriate Safe System of Work documentation for the task
- ✓ Complete Pre-Use check sheet/e-inspection
- ✓ Comply with Inspection and Defect Reporting System
- ✓ Have a competency assessment prior to being put to work – be familiar with machine
- ✓ Report all unsafe conditions
- ✓ Abide by specific BB Company policies, procedures and permits
- ✓ Always operate/use the equipment in accordance with manufacturer’s instructions / recommendations

For any clarification or more information on this type of equipment please contact

The Service Centre of Excellence on 0114 232 9760

Typical Illustration



WINCH & TRIPOD

Core requirements

A fall arrest system with capability to enable the user to enter and exit a confined space safely, and to be used in an emergency/rescue situation

MANDATORY REQUIREMENTS

Plant Specific

Fall Arrest Device

- ✓ 6 month thorough examination certificate
- ✓ LOLER sticker on item
- ✓ Swivel gate karabiner
- ✓ Self-retracting line
- ✓ Easy to operate winch mechanism

Tripod

- ✓ Certificate of Calibration
- ✓ Calibration sticker on tools
- ✓ Lightweight Aluminium
- ✓ Extendable / adjustable legs
- ✓ Cable guides
- ✓ Eyelets for additional equipment
- ✓ Non slip rubber feet

Operator Specific

- ✓ Completed specific Confined Space training within the last 3 years
- ✓ Be in possession of Utility Drawings for the work area.
- ✓ Full site-defined PPE must be worn – non loose fitting
- ✓ Establish the correct cable length required
- ✓ Only one person should be attached to the device
- ✓ The equipment user should never be left to work on their own

Operator Specific Cont....

- ✓ The safe use and method of retrieving the user after a fall, must be determined during Risk Assessment
- ✓ The User must wear a Full Body Harness that meets the requirements of EN361

Risks

- ♥ Death, or serious injury may result if not used correctly
- ♥ Fall from height
- ♥ Suspension trauma

Limitations of Use

- ♥ Horizontal work applications
- ♥ Cable lengths
- ♥ SWL 136kg's
- ♥ 1 person use dependant on tripod
- ♥ Use under PPE regs, not for materials handling

Note: All persons preparing risk assessments involving plant are encouraged to review previous risk assessments undertaken for similar activities and safety alerts

Additional Options

- ? Various cable lengths of 14m ,21m and 34m
- ? Fall Arrest Harness

Tripods:

- ? Globestock – 136kg SWL – 1 person use
- ? Abtech T3 – 250kg SWL – 2 person use
- ? Sala PT7/PT9 – 160kg SWL – 1 person use

(Additional Options need to be specified at the time of order and additional costs may be incurred)

Plant and Operator General Requirements overleaf

PLANT AND OPERATOR GENERAL REQUIREMENTS

Plant - General

- ✓ Must be compliant with BS EN 363 & 360
- ✓ Evidence of Pre-hire inspection
- ✓ Evidence of regular inspection plus “next service and or inspection due” date sticker
- ✓ Operator instructions must be on the machine
- ✓ All safety decals in place and legible

Operator - General

- ✓ Complete Pre-use check sheet/e-inspection
- ✓ Full induction attended prior to starting work
- ✓ Evidence of having signed on to the appropriate risk assessment for the task
- ✓ Be briefed on the site Plant and Vehicle Management procedures and check for overhead obstructions and hazards
- ✓ Compliance with Pre-use and Defect Reporting System
- ✓ Competency assessment prior to being put to work – be familiar with machine
- ✓ Shall report all unsafe conditions
- ✓ To abide by specific BB Operating Company’s policies and procedures

For any clarification or more information regarding this type of equipment please contact

The Service Centre of Excellence on 0114 232 9760

LANYARD AND HARNESS

Typical Illustration



Core requirements

These lanyards and harnesses are designed to protect the user in a potential fall situation and arrest the fall.

MANDATORY REQUIREMENTS

Plant Specific

- ✓ 3-month thorough examination certificate
- ✓ Swivel gate karabiner
- ✓ Single leg lanyard
- ✓ Energy absorbing pack
- ✓ Lanyard must be compliant with EN 355 : 2002
- ✓ Multiple D-ring attachment points on harness
- ✓ Adjustable leg, shoulder and chest straps on harness

Operator Specific

- ✓ Full site-defined PPE must be worn – non loose fitting
- ✓ Establish the correct fall distance
- ✓ Only one person should be attached to the device
- ✓ The equipment user should never be left to work on their own
- ✓ The safe use and method of retrieving the user after a fall, must be determined during Risk Assessment

Risks

- ♥ Death, or serious injury may result if not used correctly
- ♥ Fall from height
- ♥ Suspension trauma
- ♥ Incorrect calculation of fall distance

Risks Cont....

- ♥ Incorrect fitting harness
- ♥ Karabiner cross loading

Limitations of Use

- ♥ Maximum length of 2m
- ♥ SWL 136kg's as standard
- ♥ 1person use
- ♥ Use under PPE regs, not for materials handling

Note: All persons preparing risk assessments involving plant are encouraged to review previous risk assessments undertaken for similar activities and safety alerts

Additional Options

- ? Restraint lanyards
- ? Work positioning lanyards
- ? Fall arrest lanyards
- ? Gender, comfort & size specific harness
- ? Single or twin lanyards
- ? Various attachment devices: Scaffold clips, captive screw gate Karabiner etc.
- ? Confined space & scaffolder harness

(Additional Options need to be specified at the time of order and additional costs may be incurred)

Plant and Operator General Requirements overleaf

PLANT AND OPERATOR GENERAL REQUIREMENTS

Plant - General

- ✓ Must be compliant with EC Machinery Directive 2006/42/EC and supplied with a declaration of conformity
- ✓ Evidence of Pre-hire inspection
- ✓ Evidence of regular inspection plus “next service and or inspection due” date sticker
- ✓ Operator instructions manual including load charts must be with the machine
- ✓ All safety decals in place and legible

Operator - General

- ✓ Complete Pre-use check sheet/e-inspection
- ✓ Full induction attended prior to starting work
- ✓ Evidence of having signed on to the appropriate risk assessment for the task
- ✓ Be briefed on the site Plant and Vehicle Management procedures and check for overhead obstructions and hazards
- ✓ Compliance with Pre-use and Defect Reporting System
- ✓ Shall report all unsafe conditions
- ✓ To abide by specific BB Operating Company's policies and procedures

For any clarification or more information regarding this type of equipment please contact
The Service Centre of Excellence on 0114 232 9760

CABLE AVOIDANCE EQUIPMENT

Typical Illustration



Core requirements

An electromagnetic location device and signal inducing generator with capability to identify and locate pipework, cabling and underground structures used as part of the AWNES permit to break ground being authorised prior to breaking ground operations being commenced.

The Cable Avoidance tool must ALWAYS be used in conjunction with a Signal Generator.

MANDATORY REQUIREMENTS

Plant Specific

Cable Avoidance Tool

- ✓ Certificate of Calibration
- ✓ Calibration sticker on tool
- ✓ Cable avoidance tool modes required:
 - Generator signal locate (33 & 131Khz)
 - Power signal locate (50/60Hz)
 - Radio signal locate (15-60Khz)
- ✓ Dual frequency cable avoidance
- ✓ Dynamic overload protection
- ✓ Automatic deactivation after defined calibration period
- ✓ Automatic data logging with built in GPS/GNSS receiver
- ✓ Strike alert warning system
- ✓ Service due indicator
- ✓ Self-test functionality
- ✓ Depth indicator
- ✓ Automatic interference filter
- ✓ USB 2.0 & download capability
- ✓ Incorrect use warning
- ✓ Batteries supplied

Signal Generator

- ✓ Certificate of Calibration
- ✓ Calibration sticker on tool
- ✓ Batteries supplied
- ✓ Compatible with Cable Avoidance Tool supplied
- ✓ Direct connection lead supplied
- ✓ Earth stake supplied
- ✓ Magnet supplied

Operator Specific

- ✓ Must hold EUSR CAT 1 Competence as procedure HSF-PR-0015
- ✓ Must be able to demonstrate they are fit for work
- ✓ Completed specific operating company's Cable Avoidance Tool course within the last 5 years
- ✓ Be in possession of Utility Drawings for the work area.
- ✓ Full PPE as defined in procedure HSF-PR-0015

Risks

- ♥ Property damage, death, or serious injury may result if buried pipes, and cables are not properly located before digging
- ♥ Using Cable Avoidance equipment is not a guarantee that underground strikes will not occur – always refer to operating company's SSoW and dig with caution
- ♥ The Strike Alert warning system may not activate even if a live power cable is present

Limitations of Use

- ♥ Do not use cable avoidance tool without the correct signal generator
- ♥ Do not use if next calibration date has expired
- ♥ Do not use if equipment is or appears to be damaged

- ♥ Keep mobile phones away from cable avoidance equipment when in operation.
Minimum distance 60cm/24" recommended
- ♥ Inability to detect or locate any plastic pipe laid without any tracing wire
- ? Signal clamps (Consider purchase instead of Hire)
- ? 50m Flexible push rod & sonde
- ? Range of sondes available (application dependant)

Note: All persons preparing risk assessments involving plant are encouraged to review previous risk assessments undertaken for similar activities and safety alerts

(Additional Options need to be specified at the time of order and additional costs may be incurred)

Additional Options

Cable Avoidance Tool

- ? 3 pin live plug connection

Plant and Operator General Requirements overleaf

PLANT AND OPERATOR GENERAL REQUIREMENTS

Plant – General

N/a

Operator - General

- ✓ Attend full induction prior to starting work
- ✓ Be briefed on the site-specific Plant, Vehicle and People Management Plan (PVPMP) and check for overhead obstructions and hazards
- ✓ Be signed onto the appropriate Safe System of Work documentation for the task
- ✓ Complete Pre-Use check sheet/e-inspection
- ✓ Comply with Inspection and Defect Reporting System
- ✓ Have a competency assessment prior to being put to work – be familiar with machine
- ✓ Report all unsafe conditions
- ✓ Abide by specific BB Company policies, procedures and permits
- ✓ Always operate/use the equipment in accordance with manufacturer's instructions / recommendations
- ✓ Must be able to demonstrate they are fit for work
- ✓ Completed specific operating company's Cable Avoidance Tool course within the last 5 years
- ✓ Be in possession of Utility Drawings for the work area.
- ✓ Full site-defined PPE must be worn - loose fitting clothing should be avoided to prevent inadvertent operation of controls

For any clarification or more information regarding this type of equipment please contact
The Service Centre of Excellence on 0114 232 9760

STATIC WELFARE UNIT

Typical Illustration



Core requirements

Sizes ranging from 21' to 32' x 9' Site welfare unit to provide toilet, washing and canteen facilities. To be self-contained with power unit and effluent waste tank. For use by a maximum of 8 persons per unit dependent on unit size.

Environmental requirements

Engine must comply with the Balfour Beatty Emissions Requirements as stated in the UK Reference Material ENV-RM-0011a

MANDATORY REQUIREMENTS

Plant Specific

- ✓ To comply with CDM Regulations 2015 Provision of Welfare Facilities During Construction Work (CIS59)
- ✓ Steel construction Anti Vandal
- ✓ BB Corporate colours & signage (10 days' notice required)
- ✓ 32 amp external isolator switch
- ✓ Internal vinyl faced plasterboard
- ✓ Vinyl Floor coverings
- ✓ Suitable table & chairs
- ✓ Microwave & Kettle (hard wired)
- ✓ T5 LE/HE lighting c/w diffusers
- ✓ Shuttered windows
- ✓ Thermostatically controlled heating system
- ✓ Suitable ventilation
- ✓ Water heater
- ✓ Hand care station
- ✓ External door closures
- ✓ Notice board 6'x4'
- ✓ Hat & coat hooks
- ✓ PIR lighting sensors
- ✓ Smoke detectors
- ✓ 2 keys per door lock
- ✓ Peak load management system (site set ups consisting of a minimum of 5 units in any combination of offices, welfare units or toilet/shower/drying rooms)

Operator Specific

- ✓ Ensure adequate lift plan is in place if being lifted into position
- ✓ Ensure Electrical test certificate is obtained after connection on site
- ✓ Check water, fuel & oil levels daily
- ✓ Weekly check of hour meter reading against next inspection hours and report to hire company if hours exceed the hours of next inspection

Risks

- ♥ Fuel spillage when refuelling generator
- ♥ Frozen water pipes in adverse weather conditions
- ♥ Fire risk due to improper use of facilities i.e. drying on heaters etc.
- ♥ Waste tank overflow if stipulated usage level in exceeded

Limitations of Use

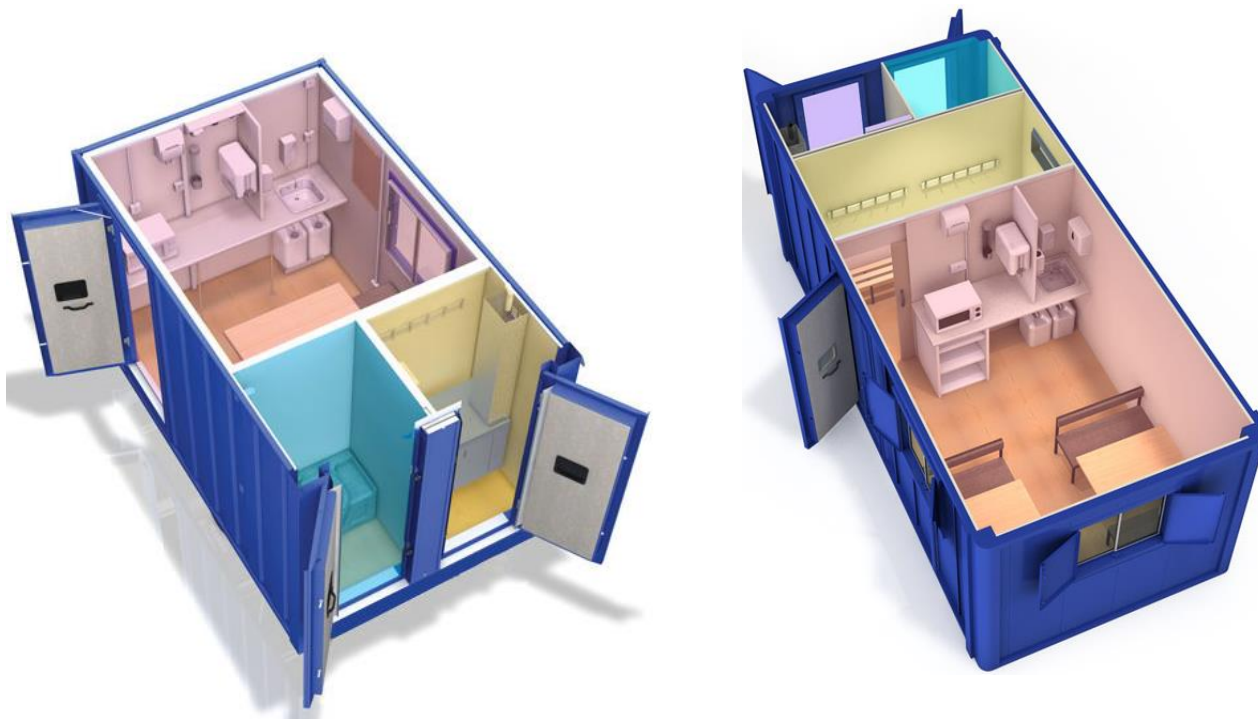
- ♥ Not to be sited on uneven ground
- ♥ Not to be stacked
- ♥ Do not exceed stipulated usage levels
- ♥ Generator not to exceed 50hrs per week running time

Note: All persons preparing risk assessments involving plant are encouraged to review previous risk assessments undertaken for similar activities and safety alerts

Additional Options

- ? Double sockets desk height
- ? Fixed "pod" type seating
- ? Waterless urinals
- ? Low level external 65amp isolator switch
- ? Emergency lighting to all fire doors
- ? LED lighting
- ? Fridge

(Additional Options need to be specified at the time of order and additional costs may be incurred)



Plant and Operator General Requirements overleaf

PLANT AND OPERATOR GENERAL REQUIREMENTS

Plant - General

- ✓ Evidence of Pre-hire inspection including electrical test label on electric board
- ✓ Evidence of regular inspection plus “next service and or inspection due” date sticker
- ✓ Operator instructions must be on the machine
- ✓ All safety decals in place and legible

Operator - General

- ✓ Attend full induction prior to starting work
- ✓ Be briefed on the site specific Plant, Vehicle and People Management Plan (PVPMP) and check for overhead obstructions and hazards
- ✓ Be signed onto the appropriate Safe System of Work documentation for the task
- ✓ Complete Pre-Use check sheet/e-inspection
- ✓ Comply with Inspection and Defect Reporting System
- ✓ Have a competency assessment prior to being put to work – be familiar with machine
- ✓ Report all unsafe conditions
- ✓ Abide by specific BB Company policies, procedures and permits
- ✓ Always operate/use the equipment in accordance with manufacturer’s instructions / recommendations

For any clarification or more information on this type of equipment please contact
The Service Centre of Excellence on 0114 232 9760

FIRE EXTINGUISHER

Typical Illustration



Core requirements

Foam, water, Co2, dry powder and wet chemical fire extinguisher site and office based to extinguish small fires. Sizes range from 2kg – 9kg and 2ltr – 9ltr.

MANDATORY REQUIREMENTS

Plant Specific

- ✓ Must be compliant with BS EN3 & CE kit marked
- ✓ All instruction must be in English
- ✓ Anti-tamper devices must be fitted and intact
- ✓ Pressure indicator needle to be in the green area of the pressure gauge

Operator Specific

- ✓ Must be able to demonstrate they are fit for work
- ✓ Full site-defined PPE must be worn - loose fitting clothing should be avoided to prevent inadvertent operation of controls
- ✓ Operator must be trained in the use of fire extinguishers
- ✓ Fire extinguisher refresher training required at regular intervals
- ✓ All extinguishers must be commissioned in accordance with BS 5306-3:2009 Fire extinguishing installations and equipment on site Part 3: Commissioning and maintenance of portable fire extinguishers – Code of Practice

Risks

- ♥ Electrocution, if water based extinguishers are used on fires involving electricity
- ♥ Spread of fire if extinguisher not used correctly
- ♥ Burns from Co2 if used incorrectly
- ♥ Breathing difficulty if powder type used indoors

Limitations of Use

- ♥ Do not use if equipment is, or appears to be damaged
- ♥ Do not use Water Based extinguishers on electrical fires
- ♥ Extinguisher only to be used on classification of fire that extinguisher is rated for
- ♥ Do not use if used indicator is missing
- ♥ Do not use if gauge needle is in the red
- ♥ Do not use if parts missing

Note: All persons preparing risk assessments involving plant are encouraged to review previous risk assessments undertaken for similar activities and safety alerts

Additional Options

- ? Trolley stands
- ? Fire related signage
- ? Annual service agreement
- ? Call out service

(Additional Options need to be specified at the time of order and additional costs may be incurred)

Plant and Operator General Requirements overleaf

PLANT AND OPERATOR GENERAL REQUIREMENTS

Plant - General

- ✓ Evidence of regular inspection plus “next service and or inspection due” date sticker
- ✓ Operator instructions must be with the item
- ✓ All safety decals in place and legible

Operator - General

- ✓ Attend full induction prior to starting work
- ✓ Be briefed on the site-specific Plant, Vehicle and People Management Plan (PVPMP) and check for overhead obstructions and hazards
- ✓ Be signed onto the appropriate Safe System of Work documentation for the task
- ✓ Complete Pre-Use check sheet/e-inspection
- ✓ Comply with Inspection and Defect Reporting System
- ✓ Have a competency assessment prior to being put to work – be familiar with machine
- ✓ Report all unsafe conditions
- ✓ Abide by specific BB Company policies, procedures and permits
- ✓ Always operate/use the equipment in accordance with manufacturer’s instructions / recommendations

For any clarification or more information regarding this type of equipment please contact
The Service Centre of Excellence on 0114 232 9760

HAND HELD POWER TOOLS

Typical Illustration

Core requirements

110v hand held power tools to perform duties such as grinding, cutting, drilling, breaking, sanding etc on materials such as metal, wood, concrete, brick etc.

MANDATORY REQUIREMENTS

Plant Specific

- ✓ Compliance with (RoHS) Regulations 2012
- ✓ Compliance with BS EN 61340-5-1:2007 electrostatic control standards
- ✓ Must have valid Portable Appliance Test label
- ✓ All guards to be in place and functioning correctly
- ✓ HAVS magnitude, noise emission level and weight to be displayed
- ✓ Reduced vibration handles
- ✓ 110v powered items only
- ✓ All tools must be double insulated

Operator Specific

- ✓ Must be able to demonstrate they are fit for work
- ✓ Full site-defined PPE must be worn - loose fitting clothing should be avoided to prevent inadvertent operation of controls
- ✓ Must be suitably trained and competent in the use of this type of equipment
- ✓ Be familiar with specific HAVS action levels for equipment being used
- ✓ Must comply with the HAVS Management System
- ✓ Ensure visual inspection for damage is carried out before each use
- ✓ Ensure subsequent Portable Appliance Testing is carried as per site requirements

Operator Specific Cont....

- ✓ Disconnect tools when not in use and when changing accessories such as blades, bits, etc.
- ✓ Store electric tools in a dry place when not in use

Risks

- ♥ Flying debris, eye injury, hand injury
- ♥ Abrasive wheels
- ♥ Exposure to HAVS & noise
- ♥ Manual handling – heavy equipment
- ♥ Slips, trips & falls from trailing power leads

Limitations of Use

- ♥ Do not use if equipment is, or appears to be damaged
- ♥ Do not exceed daily HSE points limit
- ♥ Do not use electric tools in damp or wet locations unless they are approved for that purpose
- ♥ Never carry a tool by the power cable
- ♥ Never yank the power cable to disconnect it from the power source
- ♥ Keep power cable away from heat, oil, and sharp edges
- ♥ Avoid accidental starting. Do not hold fingers on the switch button while carrying a plugged-in tool

Note: All persons preparing risk assessments involving plant are encouraged to review previous risk assessments undertaken for similar activities and safety alerts

Additional Options

- ? Various consumable items
- ? 110v extension leads
- ? 110v transformer
- ? Generator

(Additional Options need to be specified at the time of order and additional costs may be incurred)

Plant and Operator General Requirements overleaf

PLANT AND OPERATOR GENERAL REQUIREMENTS

Plant - General

- ✓ Must be compliant with EC Machinery Directive 2006/42/EC and supplied with a declaration of conformity
- ✓ Evidence of Pre-hire inspection
- ✓ Evidence of regular inspection plus “next service and or inspection due” date sticker
- ✓ Operator instructions must be with the machine
- ✓ All safety decals in place and legible

Operator - General

- ✓ Attend full induction prior to starting work
- ✓ Be briefed on the site-specific Plant, Vehicle and People Management Plan (PVPMP) and check for overhead obstructions and hazards
- ✓ Be signed onto the appropriate Safe System of Work documentation for the task
- ✓ Complete Pre-Use check sheet/e-inspection
- ✓ Comply with Inspection and Defect Reporting System
- ✓ Have a competency assessment prior to being put to work – be familiar with machine
- ✓ Report all unsafe conditions
- ✓ Abide by specific BB Company policies, procedures and permits
- ✓ Always operate/use the equipment in accordance with manufacturer’s instructions / recommendations

For any clarification or more information regarding this type of equipment please contact

The Service Centre of Excellence on 0114 232 9760

CHIPPER/SHREDDER

Typical Illustration



Core requirements

Diesel, petrol or electric powered, trolley mounted, chipper/shredder for branches up to 3 ½" diameter.

Environmental Requirements

Engine must comply with the Balfour Beatty Emissions Requirements as stated in the UK Reference Material ENV-RM-0011a

MANDATORY REQUIREMENTS

Plant Specific

- ✓ Two in feed chutes (chipping chute and pulverise chute)
- ✓ Easy start recoil starting system
- ✓ Supplied with transportation handles
- ✓ Supplied with discharge safety cover

Operator Specific

- ✓ Must be able to demonstrate they are fit for work
- ✓ Full site-defined PPE must be worn - loose fitting clothing should be avoided to prevent inadvertent operation of controls
- ✓ Shall stop work if any unauthorised or unsupervised personnel enter their immediate work area
- ✓ Must be suitably trained and competent in the use of this type of equipment
- ✓ Only one person to operate this machine at a time
- ✓ Ensure correct fuel is used for type of machine
- ✓ Implement sufficient control measures to protect members of the public

Risks

- ♥ Danger of moving blades
- ♥ Over filling feed chutes
- ♥ Public interface – working alongside
- ♥ Loose clothing snagging on controls

Risks cont.....

- ♥ Flying debris, eye injury, hand injury
- ♥ Exposure noise
- ♥ Refuelling – fuel spillage
- ♥ Higher risk of explosions and fires when using petrol machines
- ♥ Manual handling when manoeuvring

Limitations of Use

- ♥ Do not use if equipment is, or appears to be damaged
- ♥ Do not exceed maximum diameter of for safe operation
- ♥ Do not refuel when engine is hot
- ♥ Do not overfill with fuel
- ♥ Do not refuel when engine is running

Note: All persons preparing risk assessments involving plant are encouraged to review previous risk assessments undertaken for similar activities and safety alerts

Additional Options

- ? Electric start engine
- ? For larger diameter activities see trailer mounted option

PLANT AND OPERATOR GENERAL REQUIREMENTS

Plant - General

- ✓ Must be compliant with EC Machinery Directive 2006/42/EC and supplied with a declaration of conformity
- ✓ Evidence of Pre-hire inspection
- ✓ Evidence of regular inspection plus “next service and or inspection due” date sticker
- ✓ Operator instructions must be with the machine
- ✓ All safety decals in place and legible

Operator - General

- ✓ Attend full induction prior to starting work
- ✓ Be briefed on the site-specific Plant, Vehicle and People Management Plan (PVPMP) and check for overhead obstructions and hazards
- ✓ Be signed onto the appropriate Safe System of Work documentation for the task
- ✓ Complete Pre-Use check sheet/e-inspection
- ✓ Comply with Inspection and Defect Reporting System
- ✓ Have a competency assessment prior to being put to work – be familiar with machine
- ✓ Report all unsafe conditions
- ✓ Abide by specific BB Company policies, procedures and permits
- ✓ Always operate/use the equipment in accordance with manufacturer’s instructions / recommendations

For any clarification or more information on this type of equipment please contact

The Service Centre of Excellence on 0114 232 9760

TOWABLE CHIPPER/SHREDDER

Typical Illustration



Core requirements

Diesel powered, road towable, chipper/shredder for branches and tree stumps up to 8" diameter.

Environmental Requirements

Engine must comply with the Balfour Beatty Emissions Requirements as stated in the UK Reference Material ENV-RM-0011a

MANDATORY REQUIREMENTS

Plant Specific

- ✓ Twin horizontal, hydraulic feed rollers
- ✓ Electric start
- ✓ Bottom bar safety mechanism
- ✓ Supplied with directional discharge chute
- ✓ Type approved for use on the UK public Highway in accordance with Directive 2007/46/EC
- ✓ Overrun Braking system
- ✓ 40mm towing eye
- ✓ Break away cable
- ✓ Suitable number plate holder to facilitate quick change over and security of attachment
- ✓ Wheel nut indicators
- ✓ Labelled each side with tyre inflation pressure and wheel nut torque figure
- ✓ Jockey wheel designed to be secure in transit and maximise ground clearance i.e. above the bottom of the chassis frame
- ✓ Minimum of 5 x M12 stud configuration on a 5.5" PCD Hub

Operator Specific

- ✓ Must be able to demonstrate they are fit for work
- ✓ Full site-defined PPE must be worn - loose fitting clothing should be avoided to prevent inadvertent operation of controls
- ✓ Shall stop work if any unauthorised or unsupervised personnel enter their immediate work area

Operator specific cont.....

- ✓ Must be suitably trained and competent in the use of this type of equipment
- ✓ Only one person to operate this machine at a time
- ✓ Ensure correct fuel is used for type of machine
- ✓ Implement sufficient control measures to protect members of the public

Risks

- ♥ Danger of moving blades
- ♥ Over filling feed chutes
- ♥ Public interface – working alongside
- ♥ Loose clothing snagging on controls
- ♥ Flying debris, eye injury, hand injury
- ♥ Exposure noise
- ♥ Refuelling – fuel spillage
- ♥ Manual handling when manoeuvring

Limitations of Use

- ♥ Do not use if equipment is, or appears to be damaged
- ♥ Do not exceed maximum diameter of for safe operation
- ♥ Do not refuel when engine is hot
- ♥ Do not overfill with fuel
- ♥ Do not refuel when engine is running

Note: All persons preparing risk assessments involving plant are encouraged to review previous risk assessments undertaken for similar activities and safety alerts

ADDITIONAL OPTIONS

- ? Nose weight indicator
- ? Security wheel clamps
- ? Tow hitch lock
- ? LED lights in lieu of bulbs, should be able to work with towing vehicle without need for retro fit resistor packs.

Additional Options Cont....

- ? Wheel chocks
- ? Diagram on each trailer showing how wheel nut indicators should be orientated
- ? Use of sealed life bearings in lieu of taper bearings

PLANT AND OPERATOR GENERAL REQUIREMENTS

Plant - General

- ✓ Must be compliant with EC Machinery Directive 2006/42/EC and supplied with a declaration of conformity
- ✓ Evidence of Pre-hire inspection
- ✓ Evidence of regular inspection plus “next service and or inspection due” date sticker
- ✓ Operator instructions must be with the machine
- ✓ All safety decals in place and legible

Operator - General

- ✓ Attend full induction prior to starting work
- ✓ Be briefed on the site-specific Plant, Vehicle and People Management Plan (PVPMP) and check for overhead obstructions and hazards
- ✓ Be signed onto the appropriate Safe System of Work documentation for the task
- ✓ Complete Pre-Use check sheet/e-inspection
- ✓ Comply with Inspection and Defect Reporting System
- ✓ Have a competency assessment prior to being put to work – be familiar with machine
- ✓ Report all unsafe conditions
- ✓ Abide by specific BB Company policies, procedures and permits
- ✓ Always operate/use the equipment in accordance with manufacturer’s instructions / recommendations

For any clarification or more information on this type of equipment please contact

The Service Centre of Excellence on 0114 232 9760

HEDGE TRIMMER

Typical Illustration



Core requirements

Hand operated petrol or battery powered hedge trimmer to cut and trim privet hedges & small bushes etc.

Environmental Requirements

Engine must comply with the Balfour Beatty Emissions Requirements as stated in the UK Reference Material ENV-RM-0011a

MANDATORY REQUIREMENTS

Plant Specific

- ✓ HAVS magnitude, noise emission level and weight to be displayed
- ✓ Reduced vibration handles
- ✓ Anti kick back safety system
- ✓ Vibration magnitude not to exceed 3.0m/s²

Operator Specific

- ✓ Must be able to demonstrate they are fit for work
- ✓ Full site-defined PPE must be worn - loose fitting clothing should be avoided to prevent inadvertent operation of controls
- ✓ Shall stop work if any unauthorised or unsupervised personnel enter their immediate work area
- ✓ Must be suitably trained and competent in the use of this type of equipment
- ✓ Be familiar with specific HAVS action levels for equipment being used
- ✓ Must comply with the HAVS Management System
- ✓ Ensure correct fuel is used for type of machine

Risks

- ♥ Danger of moving parts
- ♥ Public interface – working alongside
- ♥ Implement sufficient control measures to protect members of the public

Risks cont.....

- ♥ Loose clothing snagging on controls
- ♥ Flying debris, eye injury, hand injury
- ♥ Exposure to HAVS & noise
- ♥ Refuelling – fuel spillage
- ♥ Higher risk of explosions and fires when using petrol machines

Limitations of Use

- ♥ Do not use if equipment is, or appears to be damaged
- ♥ Do not exceed daily HSE points limit
- ♥ Steel blades are prohibited
- ♥ Do not refuel when engine is hot
- ♥ Do not overfill with fuel
- ♥ Do not refuel when engine is running

Note: All persons preparing risk assessments involving plant are encouraged to review previous risk assessments undertaken for similar activities and safety alerts

Additional Options

- ? Long reach extension
- ? Long reach body harness
- ? Blade catcher plate
- ? Carry bag

PLANT AND OPERATOR GENERAL REQUIREMENTS

Plant - General

- ✓ Must be compliant with EC Machinery Directive 2006/42/EC and supplied with a declaration of conformity
- ✓ Evidence of Pre-hire inspection
- ✓ Evidence of regular inspection plus “next service and or inspection due” date sticker
- ✓ Operator instructions must be with the machine
- ✓ All safety decals in place and legible

Operator - General

- ✓ Attend full induction prior to starting work
- ✓ Be briefed on the site-specific Plant, Vehicle and People Management Plan (PVPMP) and check for overhead obstructions and hazards
- ✓ Be signed onto the appropriate Safe System of Work documentation for the task
- ✓ Complete Pre-Use check sheet/e-inspection
- ✓ Comply with Inspection and Defect Reporting System
- ✓ Have a competency assessment prior to being put to work – be familiar with machine
- ✓ Report all unsafe conditions
- ✓ Abide by specific BB Company policies, procedures and permits
- ✓ Always operate/use the equipment in accordance with manufacturer’s instructions / recommendations

For any clarification or more information on this type of equipment please contact

The Service Centre of Excellence on 0114 232 9760

RIDE ON MOWER

Typical Illustration



Core requirements

Industrial / commercial diesel powered, self-propelled, grass mower.

Environmental Requirements

Engine must comply with the Balfour Beatty Emissions Requirements as stated in the UK Reference Material ENV-RM-0011a

MANDATORY REQUIREMENTS

Plant Specific

- ✓ Supplied with lights and if required for use on the public highway compliance with C&U regulations (VED registered, working lights, indicators, registration plate's front & rear etc.)
- ✓ Flashing amber beacon
- ✓ ROPS Structure
- ✓ Seat belts must be fitted and operational
- ✓ Locking caps/covers to fuel and all other tanks
- ✓ Wheel nut indicators
- ✓ Labelled each side with tyre inflation pressure
- ✓ Electric start

Operator Specific

- ✓ Must be able to demonstrate they are fit for work
- ✓ Full site-defined PPE must be worn - loose fitting clothing should be avoided to prevent inadvertent operation of controls
- ✓ Shall stop work if any unauthorised or unsupervised personnel enter their immediate work area
- ✓ Seat belt must be worn
- ✓ Engine must be turned off if approached by others and keys removed from the ignition before leaving unattended for any reason
- ✓ Shall stop work if any unauthorised/unsupervised personnel enter their immediate work area
- ✓ Operator must consider stability when being used on excessive slopes

Operator specific cont.....

- ✓ Must be suitably trained and competent in the use of this type of equipment
- ✓ Ensure correct fuel is used for type of machine
- ✓ Implement sufficient control measures to protect members of the public

Risks

- ♥ Overturning on excessive slopes
- ♥ Danger of moving blades
- ♥ Public interface – working alongside
- ♥ Loose clothing snagging on controls
- ♥ Flying debris, eye injury, hand injury
- ♥ Exposure noise
- ♥ Refuelling – fuel spillage

Limitations of Use

- ♥ Do not use if equipment is, or appears to be damaged
- ♥ Do not exceed maximum diameter of for safe operation
- ♥ Do not refuel when engine is hot
- ♥ Do not overfill with fuel
- ♥ Do not refuel when engine is running

Note: All persons preparing risk assessments involving plant are encouraged to review previous risk assessments undertaken for similar activities and safety alerts

Additional Options

- ? Tracker unit
- ? Telematics c/w geo fencing
- ? Grass collector
- ? Front mounted rotary cutting head

Additional Options Cont....

- ? Wide area rotary cutting head
- ? Triple reel cutting heads
- ? Zero turn mowers

PLANT AND OPERATOR GENERAL REQUIREMENTS

Plant - General

- ✓ Must be compliant with EC Machinery Directive 2006/42/EC and supplied with a declaration of conformity
- ✓ Evidence of Pre-hire inspection
- ✓ Evidence of regular inspection plus “next service and or inspection due” date sticker
- ✓ Operator instructions must be with the machine
- ✓ All safety decals in place and legible

Operator - General

- ✓ Attend full induction prior to starting work
- ✓ Be briefed on the site-specific Plant, Vehicle and People Management Plan (PVPMP) and check for overhead obstructions and hazards
- ✓ Be signed onto the appropriate Safe System of Work documentation for the task
- ✓ Complete Pre-Use check sheet/e-inspection
- ✓ Comply with Inspection and Defect Reporting System
- ✓ Have a competency assessment prior to being put to work – be familiar with machine
- ✓ Report all unsafe conditions
- ✓ Abide by specific BB Company policies, procedures and permits
- ✓ Always operate/use the equipment in accordance with manufacturer’s instructions / recommendations

For any clarification or more information on this type of equipment please contact
The Service Centre of Excellence on 0114 232 9760

CONTAINER/ LOCK UP

Typical Illustration



Core requirements

10, 20 & 40' Security container of steel construction, without external windows, with high security lockable doors.

Environmental requirements

Engine must comply with the Balfour Beatty Emissions Requirements as stated in the UK Reference Material ENV-RM-0011a

MANDATORY REQUIREMENTS

Plant Specific

- ✓ BB Corporate colours & signage (10 days' notice required)
- ✓ Heavy duty wood floor
- ✓ Heavy duty anti tamper door lock shroud

Operator Specific

- ✓ Ensure adequate lift plan is in place if being lifted into position

Risks

- ♥ *Unloading & loading onto vehicle – ensure adequate lift plan is in place*
- ♥ *Manual handling – heavy doors*
- ♥ *Slips, trips & falls – possibly no internal lighting*

Limitations of Use

- ♥ *Not to be sited on uneven ground*
- ♥ *Not to be stacked more than 3 high (special build required for stacking 3 high)*
- ♥ *If used as a workspace, ensure adequate ventilation*

Note: All persons preparing risk assessments involving plant are encouraged to review previous risk assessments undertaken for similar activities and safety alerts

Additional Options

- ? Door retaining chains
- ? 60/40 split office configuration
- ? Internal lighting & electrics
- ? Internally lined
- ? Internal racking
- ? Internal racking with specified SWL
- ? Internal CCTV

(Additional Options need to be specified at the time of order and additional costs may be incurred)

Plant and Operator General Requirements overleaf

PLANT AND OPERATOR GENERAL REQUIREMENTS

Plant - General

- ✓ Evidence of Pre-hire inspection
- ✓ All safety decals in place and legible

Operator - General

- ✓ Complete Pre-Use check sheet/e-inspection
- ✓ Comply with Inspection and Defect Reporting System
- ✓ Report all unsafe conditions
- ✓ Abide by specific BB Company policies, procedures and permits
- ✓ Always operate/use the equipment in accordance with manufacturer's instructions / recommendations

For any clarification or more information on this type of equipment please contact

The Service Centre of Excellence on 0114 232 9760

RECIPROCATING SAW

Typical Illustration



Core requirements

110v handheld open blade serrated saw to perform a cutting action on a variety of materials such as metal, wood, plastic etc.

MANDATORY REQUIREMENTS

Plant Specific

- ✓ Compliance with (RoHS) Regulations 2012
- ✓ Compliance with BS EN 61340-5-1:2007 electrostatic control standards
- ✓ Must have valid Portable Appliance Test label
- ✓ All guards to be in place and functioning correctly
- ✓ HAVS magnitude, noise emission level and weight to be displayed
- ✓ Reduced vibration handles
- ✓ 110v powered items only
- ✓ All tools must be double insulated
- ✓ Variable speed operation

Operator Specific

- ✓ Must be able to demonstrate they are fit for work
- ✓ Full site-defined PPE must be worn - loose fitting clothing should be avoided to prevent inadvertent operation of controls
- ✓ Must be suitably trained and competent in the use of this type of equipment
- ✓ Be familiar with specific HAVS action levels for equipment being used
- ✓ Must comply with the HAVS Management System
- ✓ Ensure subsequent Portable Appliance Testing is carried as per site requirements
- ✓ Disconnect tools when not in use and when changing blades.
- ✓ Store electric tools in a dry place when not in use

Risks

- ♥ Flying debris, eye injury, hand injury
- ♥ Abrasive wheels
- ♥ Exposure to HAVS & noise
- ♥ Slips, trips & falls from trailing power leads
- ♥ Cuts and abrasions from unguarded blade

Limitations of Use

- ♥ Do not use if equipment is, or appears to be damaged
- ♥ Do not exceed daily HSE points limit
- ♥ Do not use in damp or wet locations unless they are approved for that purpose
- ♥ Never carry a tool by the power cable
- ♥ Never yank the power cable to disconnect it from the power source
- ♥ Keep power cable away from heat, oil, and sharp edges
- ♥ Avoid accidental starting. Do not hold fingers on the switch button while carrying a plugged-in tool

Note: All persons preparing risk assessments involving plant are encouraged to review previous risk assessments undertaken for similar activities and safety alerts

Additional Options

- ? Integral LED cutting zone lights
- ? Various blade types
- ? 110v extension leads
- ? 110v transformer
- ? Generator

(Additional Options need to be specified at the time of order and additional costs may be incurred)

Plant and Operator General Requirements overleaf

PLANT AND OPERATOR GENERAL REQUIREMENTS

Plant - General

- ✓ Must be compliant with EC Machinery Directive 2006/42/EC and supplied with a declaration of conformity
- ✓ Evidence of Pre-hire inspection
- ✓ Evidence of regular inspection plus “next service and or inspection due” date sticker
- ✓ Operator instructions must be with the machine
- ✓ All safety decals in place and legible

Operator - General

- ✓ Attend full induction prior to starting work
- ✓ Be briefed on the site-specific Plant, Vehicle and People Management Plan (PVPMP) and check for overhead obstructions and hazards
- ✓ Be signed onto the appropriate Safe System of Work documentation for the task
- ✓ Complete Pre-Use check sheet/e-inspection
- ✓ Comply with Inspection and Defect Reporting System
- ✓ Have a competency assessment prior to being put to work – be familiar with machine
- ✓ Report all unsafe conditions
- ✓ Abide by specific BB Company policies, procedures and permits
- ✓ Always operate/use the equipment in accordance with manufacturer’s instructions / recommendations

For any clarification or more information regarding this type of equipment please contact

The Service Centre of Excellence on 0114 232 9760

DISC CUTTER

Typical Illustration



Core requirements

Petrol powered, abrasive wheel disc cutter up to 350mm for cutting various materials e.g. brick concrete, metals etc.

Environmental requirements

Engine must comply with the Balfour Beatty Emissions Requirements as stated in the UK Reference Material ENV-RM-0011a

MANDATORY REQUIREMENTS

Plant Specific

- ✓ HAVS magnitude, noise emission level and weight to be displayed
- ✓ Reduced vibration handles
- ✓ Vibration magnitude not to exceed 2.50m/s²
- ✓ Supplied with abrasive wheel nut spanner
- ✓ Must have water dust suppression capability

Operator Specific

- ✓ Must be able to demonstrate they are fit for work
- ✓ Must hold a current Abrasive Wheels competency
- ✓ Full site-defined PPE must be worn - loose fitting clothing should be avoided to prevent inadvertent operation of controls
- ✓ Shall stop work if any unauthorised/unsupervised personnel enter their immediate work area
- ✓ Must be suitably trained and competent in the use of this type of equipment
- ✓ Dust suppression must be used when cutting stone/concrete/brick/tarmac etc.
- ✓ Be familiar with specific HAVS action levels for equipment being used
- ✓ Must comply with the HAVS Management System
- ✓ Ensure correct fuel is used for type of machine

Risks

- ♥ Danger of moving parts
- ♥ Public interface – working alongside
- ♥ Implement sufficient control measures to protect members of the public
- ♥ Falling into excavations
- ♥ Loose clothing snagging on controls
- ♥ Flying debris, eye injury, hand injury
- ♥ Abrasive wheels
- ♥ Exposure to HAVS & noise
- ♥ Underground services
- ♥ Refuelling – fuel spillage
- ♥ Higher risk of explosions and fires when using petrol machines

Limitations of Use

- ♥ Do not use if equipment is, or appears to be damaged
- ♥ Do not exceed daily HSE points limit
- ♥ Do not refuel when engine is hot
- ♥ Do not overfill with fuel
- ♥ Do not refuel when engine is running

Note: All persons preparing risk assessments involving plant are encouraged to review previous risk assessments undertaken for similar activities and safety alerts

Additional Options

- ? Dust suppression kit
- ? Floorsaw conversion kit
- ? Cutting direction indicator

(Additional Options need to be specified at the time of order and additional costs may be incurred)

Plant and Operator General Requirements overleaf

PLANT AND OPERATOR GENERAL REQUIREMENTS

Plant - General

- ✓ Must be compliant with EC Machinery Directive 2006/42/EC and supplied with a declaration of conformity
- ✓ Evidence of Pre-hire inspection
- ✓ Evidence of regular inspection plus “next service and or inspection due” date sticker
- ✓ Operator instructions must be with the machine
- ✓ All safety decals in place and legible

Operator - General

- ✓ Attend full induction prior to starting work
- ✓ Be briefed on the site-specific Plant, Vehicle and People Management Plan (PVPMP) and check for overhead obstructions and hazards
- ✓ Be signed onto the appropriate Safe System of Work documentation for the task
- ✓ Complete Pre-Use check sheet/e-inspection
- ✓ Comply with Inspection and Defect Reporting System
- ✓ Have a competency assessment prior to being put to work – be familiar with machine
- ✓ Report all unsafe conditions
- ✓ Abide by specific BB Company policies, procedures and permits
- ✓ Always operate/use the equipment in accordance with manufacturer’s instructions / recommendations

For any clarification or more information regarding this type of equipment please contact

The Service Centre of Excellence on 0114 232 9760

ANGLE GRINDER

Typical Illustration



Core requirements

110v electric, abrasive wheel disc cutter up to 230mm for cutting various materials e.g. brick concrete, metals etc.

MANDATORY REQUIREMENTS

Plant Specific

- ✓ Compliance with (RoHS) Regulations 2012
- ✓ Compliance with BS EN 61340-5-1:2007 electrostatic control standards
- ✓ Must have valid Portable Appliance Test label
- ✓ All guards to be in place and functioning correctly
- ✓ HAVS magnitude, noise emission level and weight to be displayed
- ✓ Reduced vibration handles
- ✓ Vibration magnitude not to exceed 8.0m/s²
- ✓ Supplied with abrasive wheel nut spanner

Operator Specific

- ✓ Must be able to demonstrate they are fit for work
- ✓ Must hold a current Abrasive Wheels competency
- ✓ Full site-defined PPE must be worn - loose fitting clothing should be avoided to prevent inadvertent operation of controls
- ✓ Shall stop work if any unauthorised/unsupervised personnel enter their immediate work area
- ✓ Must be suitably trained and competent in the use of this type of equipment
- ✓ Be familiar with specific HAVS action levels for equipment being used
- ✓ Must comply with the HAVS Management System

Risks

- ♥ Danger of moving parts
- ♥ Public interface – working alongside
- ♥ Implement sufficient control measures to protect members of the public
- ♥ Flying debris, eye injury, hand injury
- ♥ Abrasive wheels
- ♥ Exposure to HAVS & noise
- ♥ Slips, trips & falls from trailing power leads
- ♥ Higher risk of explosions and fires when using petrol machines

Limitations of Use

- ♥ Do not use if equipment is, or appears to be damaged
- ♥ Do not exceed daily HSE points limit

Note: All persons preparing risk assessments involving plant are encouraged to review previous risk assessments undertaken for similar activities and safety alerts

ADDITIONAL OPTIONS

- ? Dust suppression kit

(Additional Options need to be specified at the time of order and additional costs may be incurred)

Plant and Operator General Requirements overleaf

PLANT AND OPERATOR GENERAL REQUIREMENTS

Plant - General

- ✓ Must be compliant with EC Machinery Directive 2006/42/EC and supplied with a declaration of conformity
- ✓ Evidence of Pre-hire inspection
- ✓ Evidence of regular inspection plus “next service and or inspection due” date sticker
- ✓ Operator instructions must be with the machine
- ✓ All safety decals in place and legible

Operator - General

- ✓ Attend full induction prior to starting work
- ✓ Be briefed on the site-specific Plant, Vehicle and People Management Plan (PVPMP) and check for overhead obstructions and hazards
- ✓ Be signed onto the appropriate Safe System of Work documentation for the task
- ✓ Complete Pre-Use check sheet/e-inspection
- ✓ Comply with Inspection and Defect Reporting System
- ✓ Have a competency assessment prior to being put to work – be familiar with machine
- ✓ Report all unsafe conditions
- ✓ Abide by specific BB Company policies, procedures and permits
- ✓ Always operate/use the equipment in accordance with manufacturer’s instructions / recommendations

For any clarification or more information regarding this type of equipment please contact

The Service Centre of Excellence on 0114 232 9760

SHOWER/TOILET UNIT

Typical Illustration



Core requirements

32' x 10' site toilet and shower unit, steel anti vandal construction

MANDATORY REQUIREMENTS

Plant Specific

- ✓ To comply with CDM Regulations 2015 Provision of Welfare Facilities During Construction Work (CIS59)
- ✓ Workplace (Health, Safety and Welfare) Regulations 1992
- ✓ Steel construction Anti Vandal
- ✓ BB Corporate colours & signage (10 days' notice required)
- ✓ Electrical test label
- ✓ 32-amp external isolator switch
- ✓ Internal vinyl faced plasterboard
- ✓ Vinyl Floor coverings
- ✓ LED lighting
- ✓ Shuttered windows
- ✓ Thermostatically controlled heating system
- ✓ Suitable ventilation
- ✓ Waterless urinals preferred
- ✓ Dual flush toilets
- ✓ Water heater
- ✓ Non concussive taps
- ✓ Hand care station
- ✓ External door closures
- ✓ WC door closures
- ✓ PIR Sensors
- ✓ Emergency lighting
- ✓ 2 keys per door lock
- ✓ Hygiene Bins

Operator Specific

- ✓ Ensure adequate lift plan is in place if being lifted into position
- ✓ Ensure fixed Electrical installation test certificate is obtained after connection on site
- ✓ Compliant with Fire Alarm Systems BS5389-1 category L3 minimum

Risks

- ♥ Ensure adequate lift plan is in place if being lifted into position
- ♥ Ensure fixed Electrical installation test certificate is obtained after connection on site
- ♥ Compliant with Fire Alarm Systems BS5389-1 category L3 minimum

Limitations of Use

- ♥ Ensure adequate lift plan is in place if being lifted into position
- ♥ Ensure fixed Electrical installation test certificate is obtained after connection on site
- ♥ Compliant with Fire Alarm Systems BS5389-1 category L3 minimum

Note: All persons preparing risk assessments involving plant are encouraged to review previous risk assessments undertaken for similar activities and safety alerts

Additional Options

- ? Low level 65 amp external isolator switch

(Additional Options need to be specified at the time of order and additional costs may be incurred)

Plant and Operator General Requirements overleaf

PLANT AND OPERATOR GENERAL REQUIREMENTS

Plant - General

- ✓ Evidence of Pre-hire inspection including electrical test label on electric board
- ✓ Evidence of regular inspection plus “next service and or inspection due” date sticker
- ✓ Operator instructions must be on the machine
- ✓ All safety decals in place and legible

Operator - General

- ✓ Attend full induction prior to starting work
- ✓ Be briefed on the site specific Plant, Vehicle and People Management Plan (PVPMP) and check for overhead obstructions and hazards
- ✓ Be signed onto the appropriate Safe System of Work documentation for the task
- ✓ Complete Pre-Use check sheet/e-inspection
- ✓ Comply with Inspection and Defect Reporting System
- ✓ Have a competency assessment prior to being put to work – be familiar with machine
- ✓ Report all unsafe conditions
- ✓ Abide by specific BB Company policies, procedures and permits
- ✓ Always operate/use the equipment in accordance with manufacturer’s instructions / recommendations

For any clarification or more information on this type of equipment please contact

The Service Centre of Excellence on 0114 232 9760

QUICK COUPLER DEVICE

Typical Illustration



Core requirements

A quick coupler otherwise known as a “quick hitch” device to allow the rapid change of buckets and attachments on an excavator without any physical human intervention with the quick coupler.

MANDATORY REQUIREMENTS

Plant Specific

- ✓ Specific operating instruction for the quick hitch must be with the host machine
- ✓ Must comply with HSF-RM-0046c - Safe Use of Quick Hitch Devices
- ✓ Must be fully automatic operation
- ✓ Must have secondary locking capability
- ✓ In cab audible and visual warning system
- ✓ Must be capable of preventing the excavator attachment from releasing in the event of partial or total failure of the power supply or when the operator stops operating the machine

Operator Specific

- ✓ Must be fully familiar with specific quick hitch fitted to host machine

Risks

- ♥ Inadvertent release of attachments
- ♥ Use of accessories – e.g. breaker

Limitations of Use

- ♥ Do not overload
- ♥ Only use attachments that are approved for use with the quick hitch

Additional Options

- ? Direct oil feed connection system

(Additional Options need to be specified at the time of order and additional costs may be incurred)

Note: All persons preparing risk assessments involving plant are encouraged to review previous risk assessments undertaken for similar activities and safety alerts

Plant and Operator General Requirements overleaf

PLANT AND OPERATOR GENERAL REQUIREMENTS

Plant - General

- ✓ Must be compliant with EC Machinery Directive 2006/42/EC and supplied with a declaration of conformity
- ✓ Evidence of Pre-hire inspection
- ✓ Evidence of regular inspection plus “next service and or inspection due” date sticker
- ✓ Operator instructions manual must be with the machine
- ✓ All safety decals in place and legible

Operator - General

- ✓ Attend full induction prior to starting work
- ✓ Be briefed on the site-specific Plant, Vehicle and People Management Plan (PVPMP) and check for overhead obstructions and hazards
- ✓ Be signed onto the appropriate Safe System of Work documentation for the task
- ✓ Complete Pre-Use check sheet/e-inspection
- ✓ Comply with Inspection and Defect Reporting System
- ✓ Have a competency assessment prior to being put to work – be familiar with machine
- ✓ Report all unsafe conditions
- ✓ Abide by specific BB Company policies, procedures and permits
- ✓ Always operate/use the equipment in accordance with manufacturer’s instructions / recommendations

For any clarification or more information on this type of equipment please contact

The Service Centre of Excellence on 0114 232 9760

PLANT & EQUIPMENT SPECIFICATION ALL TERRAIN VEHICLE

Typical Illustration



Core requirements

Self-propelled, diesel/petrol powered all terrain vehicle with a payload capacity up to 900kg.

Environmental requirements

Engine must comply with the Balfour Beatty Emissions Requirements as stated in the UK Reference Material ENV-RM-0011a

MANDATORY REQUIREMENTS

Plant Specific

- ✓ Supplied with working lights and if used on public highway - compliance with C&U regulations (indicators, registration plate's etc.)
- ✓ ROPS protected cab
- ✓ Front opening windscreen and wiper
- ✓ Side door mesh
- ✓ Live tracking system
- ✓ Flashing amber beacons
- ✓ Mirrors/CCTV to satisfy 1m high at 1m distance 360° visibility criteria
- ✓ Isolation switch with key
- ✓ 3 point seat belts must be fitted to all seats
- ✓ Reversing alarm to be fitted and audible at 10m
- ✓ "Antler" type ladder rack
- ✓ Load area tie down points
- ✓ Approved tow hitch
- ✓ Wheel nut indicators
- ✓ Tyre pressures and wheel nut torque settings to be displayed

If capstan winch fitted: -

- ✓ 12 month LOLER thorough examination certificate

Operator Specific

- ✓ Must be able to demonstrate they are fit for work
- ✓ Must have a current relevant driving licence if driving on the public highway

Operator Specific Cont...

- ✓ Full site-defined PPE must be worn - loose fitting clothing should be avoided to prevent inadvertent operation of controls
- ✓ Seat belts must be worn
- ✓ Engine must be turned off if approached by others and keys removed from the ignition before leaving the cab unattended for any reason

If towing required:

- ✓ Total train weight must not exceed the rated payload of the machine
- ✓ Operator must consider stability when towing and the operator must refer to operators manual prior to towing

Risks

- ♥ Overloading
- ♥ Overturning
- ♥ Travelling at speed
- ♥ Travelling over rough ground conditions
- ♥ Getting stuck in poor ground conditions
- ♥ Towing
- ♥ Loading & unloading from trailer

Limitations of Use

- ♥ Do not operate if machine is, or appears to be damaged
- ♥ Not allowed to tow on the public highway unless fitted with tow bar electrics
- ♥ Not to be used for towing unless an approved tow hitch is fitted

Note: All persons preparing risk assessments involving plant are encouraged to review previous risk assessments undertaken for similar activities and safety alerts

Additional Options

- ? Power take off
- ? Fully enclosed cab
- ? Climate control
- ? Crane
- ? Grass tyres

Additional Options Cont....

- ? Tracks
- ? 6x6 Wheel drive / skidsteer
- ? 8x8 skidsteer
- ? Rear mounted grit spreader
- ? Front mounted attachments: -
 - ? Power winch
 - ? Capstan c/w Power Pack
 - ? Angle sweeper
 - ? Pallet forks
 - ? Materials bucket
 - ? Grapple
 - ? Snow plough
 - ? Snow blower
 - ? Grass cutter

(Additional Options need to be specified at the time of order and additional costs may be incurred)

Plant and Operator General Requirements overleaf



PLANT AND OPERATOR GENERAL REQUIREMENTS

Plant - General

- ✓ Must be compliant with EC Machinery Directive 2006/42/EC and supplied with a declaration of conformity
- ✓ Evidence of Pre-hire inspection
- ✓ Evidence of regular inspection plus “next service and or inspection due” date sticker
- ✓ Operator instructions manual including load charts must be with the machine
- ✓ All safety decals in place and legible

Operator - General

- ✓ Attend full induction prior to starting work
- ✓ Be briefed on the site-specific Plant, Vehicle and People Management Plan (PVPMP) and check for overhead obstructions and hazards
- ✓ Be signed onto the appropriate Safe System of Work documentation for the task
- ✓ Complete Pre-Use check sheet/e-inspection
- ✓ Comply with Inspection and Defect Reporting System
- ✓ Have a competency assessment prior to being put to work – be familiar with machine
- ✓ Report all unsafe conditions
- ✓ Abide by specific BB Company policies, procedures and permits
- ✓ Always operate/use the equipment in accordance with manufacturer’s instructions / recommendations

For any clarification or more information regarding this type of equipment please contact

The Service Centre of Excellence on 0114 232 9760

TIPPER GRAB (HGV) LORRY

Typical Illustration



MANDATORY REQUIREMENTS

HGV Fleet - General

- ✓ All necessary paperwork for vehicle and ancillary equipment
- ✓ Evidence of Pre-hire inspection
- ✓ Inspection records available on request
- ✓ All safety decals in place and legible
- ✓ Operator instructions must be with the vehicle
- ✓ No Smoking signage
- ✓ FORS compliant
- ✓ Wheel nut indicators
- ✓ Passenger and driver's seat with seat belts & head restraints
- ✓ Night Silent Reverse Buzzer with Isolator Switch
- ✓ All access and egress steps and handles in high visibility finish ensuring 3 points of contact is achievable
- ✓ Reverse camera
- ✓ Fire extinguisher storage facility installed in cab for a 2kg fire extinguisher
- ✓ Height warning indicator
- ✓ Roof mounted twin beacon
- ✓ Telematics unit

HGV Fleet - Specific

- ✓ Tipping body with integral body prop
- ✓ VTG7 Plate
- ✓ O Licence Holder
- ✓ On board weighing system
- ✓ Chapter 8 to industry standard and operational requirements

Body

- ✓ Body headboard access utilising crane gantry
- ✓ Crane catwalk fall protection system
- ✓ Toolbox mounted to n/s

Core requirements

Tipper / Tipper Grab lorry up to 32t GVW, 6 or 8-wheel configuration.

Environmental requirements

Engine must comply to Euro 5 emissions standards as a minimum (Euro 6 if operating in or around City Urban Clean Air Zones)

- ✓ Storage for tools/equipment: shovel rack, brush, tubes fitted and wheel barrow storage
- ✓ Rear work lamp to be fitted at rear
- ✓ Spray suppression fitted
- ✓ Tipper body up alarm in cab

Crane

- ✓ Clamshell bucket with rotator
- ✓ Stand up control platforms (unless fitted with remote control)
- ✓ Boom above horizontal audible and visual warning
- ✓ Work lights on boom
- ✓ Handbrake interlock
- ✓ Load holding valve (with protective shield if applicable)
- ✓ Stabilizer foot pads with storage
- ✓ Stabilizer legs equipped with powered leg tilting devices shall be designed so that an operator, standing at a fixed stabilizer control station, does not risk being entrapped by a partly rotated leg when retracting the stabilizer extension
- ✓ From 1 January 2023 unmodified swing-up stabilizers with a fixed control position entrapment risk will not be permitted on Balfour Beatty sites.

Operator - General

- ✓ Satisfy all requirements of Balfour Beatty Commercial Vehicle policy (OPSPL0010)
- ✓ Attend full induction prior to starting work
- ✓ Be briefed on the site specific Plant, Vehicle and People Management Plan (PVPMP) and check for overhead obstructions and hazards

- ✓ Be signed onto the appropriate Safe System of Work documentation for the task
- ✓ Complete Pre-use check sheet/e-inspection
- ✓ Comply with Pre-use and Defect Reporting System
- ✓ Have a competency assessment prior to being put to work
- ✓ Report all unsafe conditions
- ✓ Abide by specific BB Company policies, procedures and permits
- ✓ Always operate/use the vehicle and any ancillary equipment in accordance with manufacturer's instructions/recommendations

Operator - Specific

- ✓ Must observe the laws relating to the driving and operation of vehicles
- ✓ Must hold a valid category C driving licence (minimum). Additional categories required if towing trailers
- ✓ Must hold, and carry when on driving duties, a DVSA issued blue Driver Qualification card
- ✓ Must adhere to and record Driving hours, rest periods and breaks. applicable regulations either GB Domestic or EU drivers hours rules to be authorised by Company Nominated Transport Manager
- ✓ Must ensure all loads are adequately secured
- ✓ Must ensure the vehicle is not overloaded
- ✓ Must not, use any vehicle in an unsafe or non-compliant condition

Risks

- ♥ Striking overhead obstructions/utility lines
- ♥ Overturning if lifting duties exceeded, used on incline or uneven ground
- ♥ Effect of weather on visibility and working/traffic surfaces
- ♥ People in operational exclusion zone
- ♥ Public interface – working alongside
- ♥ Falls from height

Limitations of Use

- ♥ Do not use if equipment is, or appears to be damaged
- ♥ No entry into exclusion zone unless signalled by operator

- ♥ Not to be used for lifting operations if operator does not have correct qualification or vehicle/ancillary documentation is incomplete or has expired
- ♥ Articulated tippers not to be used unless prior approval granted and additional control procedure and risk assessment applied

Note: All persons preparing risk assessments involving vehicles are encouraged to review previous risk assessments undertaken for similar activities and safety alerts

Additional Options

- ? Additional Signage*
- ? FORS Silver
- ? White noise reversing alarm
- ? Additional storage
- ? 4'6" light board with fog lamp and number plate
- ? Radio remote control for hiab/crane
- ? Amber LED warning lamps mounted to the rear cross member to be wired with beacon lights
- ? Automatic sheeting
- ? Hand wash unit
- ? Key-out system
- ? Body mounted fire extinguisher mounting bracket
- ? Whacker stand to N/S with illumination & warning lamp with whacker carrier & sensor in cab
- ? Differential Lock
- ? Forward facing dash camera
- ? External audible handbrake warning alarm
- ? Battery isolator
- ? Key switch height limiter

Additional Signage Requirements

- ✓ Limited to " speed
- ✓ "Diesel Fuel Only"
- ✓ "How's my driving"
- ✓ "3 points of contact"
- ✓ "Zero Harm"

(Additional Options need to be specified at the time of order and additional costs may be incurred)

For any clarification or more information regarding this type of equipment please contact
The Fleet Helpdesk on 01332 476 071

LORRY LOADER CRANE (HIAB)

Typical Illustration



Core requirements

Flatbed wagon, diesel engine, 6 or 8 wheel configuration up to 32t GVW with a fixed mounted telescopic loading crane

Environmental requirements

Engine must comply with the Balfour Beatty Emissions Requirements as stated in the UK Reference Material ENV-RM-0011a

MANDATORY REQUIREMENTS

Plant Specific

- ✓ Chapter 8 compliant beacons, reflective chevrons and 'Highway/Motorway Maintenance' signage
- ✓ Public Highway compliance with C&U regulations – (VED registered, working Lights, indicators, registration plate's front & rear etc.)
- ✓ Must have whole vehicle type approval if registered after Oct '14
- ✓ Compliant with FORS (minimum Bronze spec)
- ✓ Compliant with CLOCS standard
- ✓ Current Operator licence displayed
- ✓ Current MOT plating certificate
- ✓ 12 month thorough examination certificate for crane
- ✓ 6 month thorough examination certificate on lifting accessories
- ✓ Lifting duty chart to be displayed or available in the cab
- ✓ Safe load indicator or rated capacity indicator
- ✓ Seat belts must be fitted and operational
- ✓ Daylight running lights
- ✓ Rear work lights
- ✓ Mirrors (including Class V & VI)/CCTV to satisfy 1m high at 1m distance 360° visibility criteria
- ✓ Reversing camera
- ✓ Stabilizer legs equipped with powered leg tilting devices shall be designed so that an operator, standing at a fixed stabilizer control station, does not risk being entrapped by a

partly rotated leg when retracting the stabilizer extension

- ✓ From 1 January 2023 unmodified swing-up stabilizers with a fixed control position entrapment risk will not be permitted on Balfour Beatty sites.

Operator Specific

- ✓ Must be able to demonstrate they are fit for work
- ✓ Must have a current relevant driving licence if driving on the public highway
- ✓ Operators must be competent and hold a valid industry recognised competence card – as per BB competency standard
- ✓ Shall hold a current Driver CPC qualification
- ✓ Must comply with the Drivers Hours Regulations
- ✓ BB Group SHE standard 001 –Working at Height section 2 – Prevention of falls from vehicles must be adhered to
- ✓ Operator to be TM trained in 'mobile works'
- ✓ Full site-defined PPE must be worn - loose fitting clothing should be avoided to prevent inadvertent operation of controls
- ✓ Shall stop work if any unauthorised/unsupervised personnel enter their immediate work area
- ✓ Engine must be turned off if approached by others and keys removed from the ignition before leaving the plant unattended for any reason

Operator Specific Cont....

- ✓ Operator to mount and dismount machine using fixed access arrangements and always facing the machine using 3 points of contact
- ✓ Do not demount the cab when near heavy plant
- ✓ Seat belt must be worn (when driving)
- ✓ Must comply with OP-TBT-273A – Safe Use of Remote Controls with Lorry Loaders
- ✓ Outriggers must be deployed when lifting duties are being conducted (where applicable)
- ✓ Must comply with the requirements of the site lift plan
- ✓ Must know the weights of the loads before lifting
- ✓ If Remote Control:
- ✓ Specific Emergency Recovery / Rescue Procedures must be established and effectively communicated prior to works commencing

Risks

- ♥ Striking overhead obstructions/utility lines
- ♥ Overturning if lifting duties exceeded, used on incline or uneven ground
- ♥ Effect of weather on visibility and working/traffic surfaces
- ♥ People in operational exclusion zone
- ♥ Dropped loads – exclusion zone set up around the area of lifting operations, loads consisting of loose material/components to be containerised
- ♥ Public interface – working alongside
- ♥ Falls from height

Limitations of Use

- ♥ Do not use if equipment is, or appears to be damaged
- ♥ No entry into exclusion zone unless signalled by operator
- ♥ Not to be used for lifting operations if operator does not have correct qualification or machine documentation is incomplete or has expired
- ♥ Controls should be secured so that unauthorised operation is effectively prevented when the machine is not in use
Note: All persons preparing risk assessments involving plant are encouraged to review previous risk assessments undertaken for similar activities and safety alerts

Additional Options

- ? White noise reversing alarm
- ? 360° “Birdseye view” camera system
- ? Complete people exclusion area around plant and operation
- ? Tracker unit
- ? Independent isolation system
- ? Locking caps/covers to fuel and all other tanks
- ? Outrigger lock-out preventing crane operation with legs in stowed position
- ? Sensor de-rate system if crane is used ‘short-rigged’
- ? Traffic cones or other means of maintaining safe zone and avoiding pedestrian traffic near lifting
- ? When used for lifting a list of weights of potential items to be lifted should be maintained

(Additional Options need to be specified at the time of order and additional costs may be incurred)

Plant and Operator General Requirements overleaf

PLANT AND OPERATOR GENERAL REQUIREMENTS

Plant - General

- ✓ Must be compliant with EC Machinery Directive 2006/42/EC and supplied with a declaration of conformity
- ✓ Evidence of Pre-hire inspection
- ✓ Evidence of regular inspection plus “next service and or inspection due” date sticker
- ✓ Operator instructions manual including load charts must be with the machine
- ✓ All safety decals in place and legible

Operator - General

- ✓ Comply with Pre-use and Defect Reporting System
- ✓ Have a competency assessment prior to being put to work – be familiar with machine
- ✓ Report all unsafe conditions
- ✓ Abide by specific BB Company policies, procedures and permits
- ✓ Always operate/use the equipment in accordance with manufacturer’s instructions / recommendations

For any clarification or more information regarding this type of equipment please contact
The Fleet Helpdesk on 01332 476 071

MIXER TRUCK

Typical Illustration



Core requirements

Vehicle mounted concrete/cement mixer up to 8m³ capacity (33t GVW).

Environmental requirements

Engine must comply with the Balfour Beatty Emissions Requirements as stated in the UK Reference Material ENV-RM-0011a

MANDATORY REQUIREMENTS

Plant Specific

- ✓ Chapter 8 compliant beacons, reflective chevrons and 'Highway/Motorway Maintenance' signage
- ✓ Public Highway compliance with C&U regulations – (VED registered, working Lights, indicators, registration plate's front & rear etc.)
- ✓ Current Operator licence displayed
- ✓ Current MOT plating certificate
- ✓ Compliant with FORS (minimum Bronze spec)
- ✓ Compliant with CLOCS standard
- ✓ Live tracking system
- ✓ Seat belts must be fitted and operational
- ✓ Mirrors (including Class V & VI)/CCTV to satisfy 1m high at 1m distance 360° visibility criteria
- ✓ Audible reversing alarm
- ✓ Isolation switch with key
- ✓ Locking doors with key
- ✓ Cab steps and handles painted high visibility yellow ensuring 3 points of contact is achievable
- ✓ Locking caps/covers to fuel and all other tanks
- ✓ Where access is required at height for security & maintenance purposes, suitable system must be in place to prevent falling from height
- ✓ Wheel nut indicators
- ✓ Labelled each side with tyre inflation pressure
- ✓ Fire extinguisher fitted in cab
- ✓ First aid kit and eyewash in cab
- ✓ Rear work lights

Operator Specific

- ✓ Must be able to demonstrate they are fit for work
- ✓ Must have a current relevant driving licence if driving on the public highway
- ✓ Shall hold a current Driver CPC qualification
- ✓ Hand and skin dermatitis protection/monitoring
- ✓ Competent to deal with spills and environmental protection
- ✓ Must comply with the Drivers Hours Regulations
- ✓ Full site-defined PPE must be worn - loose fitting clothing should be avoided to prevent inadvertent operation of controls
- ✓ Operator to mount and dismount machine using fixed access arrangements and always facing the machine using 3 points of contact
- ✓ Seat belt must be worn
- ✓ Engine must be turned off if approached by others and keys removed from the ignition before leaving the cab unattended for any reason
- ✓ Shall stop work if any unauthorised/unsupervised personnel enter their immediate work area

Risks

- ♥ Safe and clean access into cab & for refuelling
- ♥ Danger of moving parts.
- ♥ Danger of spills when filling/discharging or driving up steep inclines
- ♥ Tripping over hoses on ground or slipping on spills
- ♥ Climbing operations into and out of the cab, inspecting the drum contents, etc.

Risks Cont....

- ♥ Potential for clashes with other plant and people working within the vicinity
- ♥ People in operational exclusion zone
- ♥ Hazard from wash-out which may require special treatment before discharging
- ♥ Noise and visibility
- ♥ Driver/Operator to be clear of concrete skips being lifted
- ♥ Access on to top of tank/body
- ♥ Public interface – working alongside; plant crossings
- ♥ COSHH assessment for concrete, fuels, oils and greases

Limitations of Use

- ♥ Do not use if equipment is, or appears to be damaged
- ♥ Controls should be secured so that unauthorised operation is effectively prevented when the machine is not in use

Limitations of Use Cont....

- ♥ Nothing should be placed inside hopper as can become caught inside moving parts of rotating drum
 - ♥ No entry into exclusion zone unless signalled by operator
- Note: All persons preparing risk assessments involving plant are encouraged to review previous risk assessments undertaken for similar activities and safety alerts*

Additional Options

- ? Telematics system c/w geo fencing
- ? Independent isolation system
- ? CCTV/Proximity sensor system
- ? Base colour to be conspicuous as per Highways Agency chapter 8

(Additional Options need to be specified at the time of order and additional costs may be incurred)

Plant and Operator General Requirements overleaf

PLANT AND OPERATOR GENERAL REQUIREMENTS

Plant - General

- ✓ Must be compliant with EC Machinery Directive 2006/42/EC and supplied with a declaration of conformity
- ✓ Evidence of Pre-hire inspection
- ✓ Evidence of regular inspection plus “next service and or inspection due” date sticker
- ✓ Operator instructions manual including load charts must be with the machine
- ✓ All safety decals in place and legible

Operator - General

- ✓ Attend full induction prior to starting work
- ✓ Be briefed on the site-specific Plant, Vehicle and People Management Plan (PVPMP) and check for overhead obstructions and hazards
- ✓ Be signed onto the appropriate Safe System of Work documentation for the task
- ✓ Complete Pre-Use check sheet/e-inspection
- ✓ Comply with Inspection and Defect Reporting System
- ✓ Have a competency assessment prior to being put to work – be familiar with machine
- ✓ Report all unsafe conditions
- ✓ Abide by specific BB Company policies, procedures and permits
- ✓ Always operate/use the equipment in accordance with manufacturer’s instructions / recommendations

For any clarification or more information regarding this type of equipment please contact

The Fleet Helpdesk on 01332 476 071

MIXER TRUCK – DELIVERIES ONLY

Typical Illustration



Core requirements

Vehicle mounted concrete/cement mixer up to 8m³ capacity (33t GVW) undertaking deliveries only.

Environmental requirements

Engine must comply with the Balfour Beatty Emissions Requirements as stated in the UK Reference Material ENV-RM-0011a

MANDATORY REQUIREMENTS

Plant Specific

- ✓ When delivering into traffic controlled areas, Chapter 8 compliant beacons, reflective chevrons and 'Highway/Motorway Maintenance' signage (as appropriate) must be in use
- ✓ Public Highway compliance with C&U regulations – (VED registered, working Lights, indicators, registration plate's front & rear etc.)
- ✓ Mirrors (including Class V & VI)/CCTV to satisfy 1m high at 1m distance 360° visibility criteria
- ✓ Cab steps and handles painted high visibility yellow ensuring 3 points of contact is achievable
- ✓ Seat belts must be fitted and operational
- ✓ Audible reversing alarm
- ✓ Locking doors with key
- ✓ Where access is required at height for security & maintenance purposes, suitable system must be in place to prevent falling from height
- ✓ Current Operator licence displayed
- ✓ Current MOT plating certificate
- ✓ Compliant with FORS (minimum Bronze spec)
- ✓ Compliant with CLOCS standard
- ✓ Rear work lights

Operator Specific

- ✓ Must be able to demonstrate they are fit for work
- ✓ Must have a current relevant driving licence if driving on the public highway
- ✓ Shall hold a current Driver CPC qualification
- ✓ Hand and skin dermatitis protection must be worn at all times
- ✓ Full site-defined PPE must be worn - loose fitting clothing should be avoided to prevent inadvertent operation of controls
- ✓ Operator to mount and dismount machine using fixed access arrangements and always facing the machine using 3 points of contact
- ✓ Seat belt must be worn
- ✓ Engine/power must be turned off if approached by others and keys removed from the ignition before leaving the cab unattended for any reason
- ✓ Shall stop work if any unauthorised/unsupervised personnel enter their immediate work area

Plant and Operator General Requirements overleaf

PLANT AND OPERATOR GENERAL REQUIREMENTS

Plant - General

- ✓ Must be compliant with EC Machinery Directive 2006/42/EC and supplied with a declaration of conformity
- ✓ Evidence of Pre-hire inspection
- ✓ Evidence of regular inspection plus “next service and or inspection due” date sticker
- ✓ Operator instructions manual including load charts must be with the machine
- ✓ All safety decals in place and legible

Operator - General

- ✓ Attend full induction prior to starting work
- ✓ Be briefed on the site-specific Plant, Vehicle and People Management Plan (PVPMP) and check for overhead obstructions and hazards
- ✓ Be signed onto the appropriate Safe System of Work documentation for the task
- ✓ Complete Pre-Use check sheet/e-inspection
- ✓ Comply with Inspection and Defect Reporting System
- ✓ Have a competency assessment prior to being put to work – be familiar with machine
- ✓ Report all unsafe conditions
- ✓ Abide by specific BB Company policies, procedures and permits
- ✓ Always operate/use the equipment in accordance with manufacturer’s instructions / recommendations

For any clarification or more information regarding this type of equipment please contact

The Fleet Helpdesk on 01332 476 071

TRACKED BUTT FUSION MACHINE

Typical Illustration



Core requirements

All terrain, tracked, chassis mounted, diesel powered butt fusion machine for welding pipes from 6" to 36" diameter

Environmental requirements

Engine must comply with the Balfour Beatty Emissions Requirements as stated in the UK Reference Material ENV-RM-0011a

MANDATORY REQUIREMENTS

Plant Specific

- ✓ All guards to be in place and functioning correctly
- ✓ Fully automatic welding operation
- ✓ Removable 3 or 4 jaw carriage for confined space use
- ✓ Remote control operation up to 20m distance where applicable
- ✓ Emergency stop button
- ✓ Data capture capability
- ✓ Jaw sizes supplied as requested
- ✓ Certified lifting points on carriage
- ✓ 6 month thorough examination for all lifting items (if supplied)

Operator Specific

- ✓ Must be able to demonstrate they are fit for work
- ✓ Must be suitably trained and competent in the use of this type of equipment
- ✓ Full site-defined PPE must be worn - loose fitting clothing should be avoided to prevent inadvertent operation of controls
- ✓ All hoses to be cleaned & inspected regularly
- ✓ Inspect all lifting pins for damage prior to any lifting operations being carried out
- ✓ If carriage being lifted into place, ensure a risk assessment has been conducted and lift plan is completed and all involved parties are aware of the associated risks and the plan
- ✓ Ensure sufficient distance is achieved to the excavation to prevent machine falling into the excavation

Operator Specific Cont....

- ✓ Keys must be removed from the ignition before leaving the machine unattended

Risks

- ♥ High risk of overturning on inclines greater than 30°
- ♥ Overturning due to ground/site conditions
- ♥ People in operational exclusion zone
- ♥ Handling fuels and oils
- ♥ Manual handling
- ♥ Electric shock
- ♥ Burns from heater plate or welds
- ♥ Cuts from facing wheel
- ♥ Machine falling into excavations
- ♥ Operator falling into excavations

Limitations of Use

- ♥ Do not operate if machine is, or appears to be damaged
- ♥ No entry into exclusion zone unless signalled by operator
- ♥ Do not lift a suspended load over persons
- ♥ Do not leave a suspended load unattended
- ♥ Do not shock or impact load any lifting devices
- ♥ Only to be used on gradients that are within the machine's capability. (Refer to manufacturers manual)
- ♥ Do not attempt to tow

Note: All persons preparing risk assessments involving plant are encouraged to review previous risk assessments undertaken for similar activities and safety alerts

Additional Options

- ? Remote drive control
- ? Locking caps/covers to fuel and all other tanks
- ? Lifting spreader bar c/w lifting accessories
- ? Pipe rollers
- ? Pyrometer
- ? Poly Horse

(Additional Options need to be specified at the time of order and additional costs may be incurred)

Plant and Operator General Requirements overleaf

PLANT AND OPERATOR GENERAL REQUIREMENTS

Plant - General

- ✓ Must be compliant with EC Machinery Directive 2006/42/EC and supplied with a declaration of conformity
- ✓ Evidence of Pre-hire inspection
- ✓ Evidence of regular inspection plus “next service and or inspection due” date sticker
- ✓ Operator instructions manual including load charts must be with the machine
- ✓ All safety decals in place and legible

Operator - General

- ✓ Attend full induction prior to starting work
- ✓ Be briefed on the site-specific Plant, Vehicle and People Management Plan (PVPMP) and check for overhead obstructions and hazards
- ✓ Be signed onto the appropriate Safe System of Work documentation for the task
- ✓ Complete Pre-Use check sheet/e-inspection
- ✓ Comply with Inspection and Defect Reporting System
- ✓ Have a competency assessment prior to being put to work – be familiar with machine
- ✓ Report all unsafe conditions
- ✓ Abide by specific BB Company policies, procedures and permits
- ✓ Always operate/use the equipment in accordance with manufacturer’s instructions / recommendations

For any clarification or more information regarding this type of equipment please contact

The Service Centre of Excellence on 0114 232 9760

PIPE COIL TRAILER

Typical Illustration



Core requirements

Highway tow Pipe Coil trailer for carrying pipe coils from 125 mm to 180 mm MDPE or HDPE clean water, drainage water or gas pipe electricity ducting

MANDATORY REQUIREMENTS

Plant / Fleet Specific

- ✓ Type approved for use on the UK public Highway in accordance with Directive 2007/46/EC
- ✓ Overrun Braking system
- ✓ 40mm towing eye
- ✓ Break away cable
- ✓ Suitable number plate holder to facilitate quick change over and security of attachment.
- ✓ Wheel nut indicators
- ✓ Labelled each side with tyre inflation pressure and wheel nut torque figure
- ✓ Jockey wheel designed to be secure in transit and maximise ground clearance i.e. above the bottom of the chassis frame
- ✓ Wheel Stud configuration minimum of 5 x M12 stud on a 5.5" PCD Hub
- ✓ Where the maximum loaded trailer height exceeds 3.66 m, a maximum height notice shall be displayed prominently on the trailer
- ✓ Supplied with ratchet strap assemblies and pipe end restraining clamps permanently fixed to frame
- ✓ Must be supplied with a device for removing stored energy from the pipe coil during the pipe deployment operation

Plant / Fleet Specific Cont

- ✓ Must be supplied with fixed side guards to protect the operators from inadvertent pipe coil stored energy release and guards must be provided to protect operators on both sides of the trailer
- ✓ Supplied with pipe re-rounding tool appropriate for the size of pipe being used (this can be combined with the device for removing stored energy)

Operator Specific

- ✓ Must be fit for work
- ✓ Must have correct driving license category for towing
- ✓ Ensure road worthiness of the trailer
- ✓ Ensure correct registration number is displayed on the rear of the trailer
- ✓ Load positioning – ensure load is correctly positioned to prevent nose overload
- ✓ Load security – load must be securely tied down by approved methods
- ✓ Ensure that towing vehicle and trailer does not exceed rated capacity
- ✓ Trained in the use of coil trailers

Risks

- ♥ Stability during loading and unloading
- ♥ Risk of stored energy from coiled pipe end during discharge and strap cutting
- ♥ Cutting retaining straps out of sequence could lead to unexpected release of stored energy
- ♥ Public interface – working alongside
- ♥ Ensure that good housekeeping is applied and trailer/vehicle are kept clean and tidy

Limitations of Use

- ♥ Do not use if equipment is or appears to be damaged or is in an un-roadworthy condition
- ♥ Do not load/unload on sloping ground
- ♥ Not to be used in an overloaded state

Note: All persons preparing risk assessments involving plant are encouraged to review previous risk assessments undertaken for similar activities and safety alerts

Additional Options

- ? Nose weight indicator
- ? Security wheel clamps
- ? Tow hitch lock
- ? LED lights in lieu of bulbs, should be able to work with towing vehicle without need for retro fit resistor packs.
- ? Wheel chocks
- ? Diagram on each trailer showing how wheel nut indicators should be orientated
- ? Use of sealed life bearings in lieu of taper bearings

PLANT AND OPERATOR GENERAL REQUIREMENTS

Plant - General

- ✓ Must be compliant with EC Machinery Directive 2006/42/EC and supplied with a declaration of conformity
- ✓ Evidence of pre-hire inspection
- ✓ Evidence of regular inspection plus “next service and or inspection due” date sticker
- ✓ Operator instructions manual must be with the machine
- ✓ All safety decals in place and legible

Operator - General

- ✓ Attend full induction prior to starting work
- ✓ Be briefed on the site-specific Plant, Vehicle and People Management Plan (PVPMP) and check for overhead obstructions and hazards
- ✓ Be signed onto the appropriate Safe System of Work documentation for the task
- ✓ Complete Pre-Use check sheet/e-inspection
- ✓ Comply with Inspection and Defect Reporting System
- ✓ Have a competency assessment prior to being put to work – be familiar with machine
- ✓ Report all unsafe conditions
- ✓ Abide by specific BB Company policies, procedures and permits
- ✓ Always operate/use the equipment in accordance with manufacturer’s instructions / recommendations

For any clarification or more information on this type of equipment please contact
The Service Centre of Excellence on 0114 232 9760

ELECTRO FUSION BOX

Typical Illustration



Core requirements

40v or 80v control units suitable for use with all polyethylene pipes and fittings as used by the gas & water industries.
All units must be easy to use and lightweight to aid onsite installation.

MANDATORY REQUIREMENTS

Plant Specific

- ✓ Approved to the Transco specification for Electrofusion (ECE1)
- ✓ Must have valid Portable Appliance Test label.
- ✓ Manual and Data logging modes
- ✓ The ability to integrate welding data into existing management systems
- ✓ Data log memory
- ✓ Downloadable data to a standard USB memory pen
- ✓ Operating Languages: English, French, Dutch, Polish & Russian
- ✓ 110 V supply voltage, 40 to 60 Hz
- ✓ Class 1 supply protection – Earthed
- ✓ IP65 Protection Level
- ✓ Suitable carry handles

Operator Specific

- ✓ Must be able to demonstrate they are fit for work
- ✓ Operators must be competent and hold a valid industry recognised competence card – as per BB competency standard
- ✓ Ensure work instructions, *Electro Fusion Joint Welding OP-WI-402-WAT*, are followed when carrying out fusion welding tasks.
- ✓ Ensure all equipment is clean, in good condition, within calibration, and regularly maintained.

Plant Specific Cont....

- ✓ Ensure that the cutters/blades of mechanical scrapers are clean and in good condition.
- ✓ Ensure subsequent Portable Appliance Testing is carried as per site requirements

Risks

- ♥ Electrocution - if used incorrectly
- ♥ Burns - if joints handled incorrectly
- ♥ Manual handling – heavy item
- ♥ Falling in to excavations
- ♥ Supporting plant and equipment
- ♥ Vehicular movement

Limitations of Use

- ♥ Do not use equipment if it is, or appears to be damaged
- ♥ Do not use in wet weather unless a welding tent is to be used *Note:*

All persons preparing risk assessments involving plant are encouraged to review previous risk assessments undertaken for similar activities and safety alerts

Additional Options

- ? Welding Tent
- ? Other operation languages available
- ? Various styles of pipe clamps
- ? Rotary scrapers
- ? Hand scrapers
- ? Printer / USB data collection
- ? Camera system

(Additional Options need to be specified at the time of order and additional costs may be incurred)

Plant and Operator General Requirements overleaf

PLANT AND OPERATOR GENERAL REQUIREMENTS

Plant - General

- ✓ Must be compliant with EC Machinery Directive 2006/42/EC and supplied with a declaration of conformity
- ✓ Evidence of Pre-hire inspection
- ✓ Evidence of regular inspection plus “next service and or inspection due” date sticker
- ✓ Operator instructions manual including load charts must be with the machine
- ✓ All safety decals in place and legible

Operator - General

- ✓ Attend full induction prior to starting work
- ✓ Be briefed on the site-specific Plant, Vehicle and People Management Plan (PVPMP) and check for overhead obstructions and hazards
- ✓ Be signed onto the appropriate Safe System of Work documentation for the task
- ✓ Complete Pre-Use check sheet/e-inspection
- ✓ Comply with Inspection and Defect Reporting System
- ✓ Have a competency assessment prior to being put to work – be familiar with machine
- ✓ Report all unsafe conditions
- ✓ Abide by specific BB Company policies, procedures and permits
- ✓ Always operate/use the equipment in accordance with manufacturer’s instructions / recommendations

For any clarification or more information regarding this type of equipment please contact

The Service Centre of Excellence on 0114 232 9760

SUBMERSIBLE PUMP

Typical Illustration



Core requirements

General Contractors pump, 110v or 415v electric, 1"- 3" outlet, capable of being fully submersed, for slurry & clean water for use between 0-40°C.

MANDATORY REQUIREMENTS

Plant Specific

- ✓ Portable Appliance Test for 110v machines
- ✓ 110v machines must be fitted with either 16 or 32 amp CEE Type trailing plugs
- ✓ To be supplied with 10m of delivery hose fixed to the pump
- ✓ Must be fitted with a lowering loop ring and appropriate lowering method
- ✓ Lowering length must not exceed the cable length

Operator Specific

- ✓ Must be able to demonstrate they are fit for work
- ✓ Full site-defined PPE must be worn - loose fitting clothing should be avoided to prevent inadvertent operation of controls
- ✓ Ensure the correct selection of pump is made considering the type of substance being pumped and the head limitations and type of delivery hose
- ✓ Ensure hands are dry before handling electrical switches and connections
- ✓ On 110v machines, only heavy duty extension leads must be used and not exceed 50m in length from the power supply to the pump socket
- ✓ Ensure any electrical cables are inspected before use and protected from damage during use
- ✓ The power supply must be RCD protected in line with BS7671
- ✓ Never allow the machine to run without being submersed in water
- ✓ If the machine becomes blocked, ensure the power supply is disconnected before attempting any rectifications

Operator Specific Cont...

- ✓ Blockages and hose repairs are the only types of fault authorised to be rectified by the operative

Risks

- ♥ Electrocution due to damaged cables
- ♥ Entanglement with power cable and/or lowering ropes
- ♥ Falling into ditches, excavations, holes etc.
- ♥ Manual handling due to weight of item
- ♥ Contracting water related diseases

Limitations of Use

- ♥ Do not operate if machine is, or appears to be damaged. STOP WORK & report it to your supervisor
- ♥ Never attempt to repair any damaged equipment. STOP WORK & report it to your supervisor.
- ♥ Never allow plug sockets to be submersed in water
- ♥ Do not use the pump power lead to lower or raise the pump
- ♥ 240v pumps are **not** to be used under any circumstances

Note: All persons preparing risk assessments involving plant are encouraged to review previous risk assessments undertaken for similar activities and safety alerts

Additional Options

- ? Additional lay flat hoses
- ? Automatic stop start float switch
- ? Bauer couplings

(Additional Options need to be specified at the time of order and additional costs may be incurred)

Plant and Operator General Requirements overleaf

PLANT AND OPERATOR GENERAL REQUIREMENTS

Plant - General

- ✓ Must be compliant with EC Machinery Directive 2006/42/EC and supplied with a declaration of conformity
- ✓ Evidence of Pre-hire inspection
- ✓ Evidence of regular inspection plus “next service and or inspection due” date sticker
- ✓ Operator instructions must be with the machine
- ✓ All safety decals in place and legible

Operator - General

- ✓ Attend full induction prior to starting work
- ✓ Be briefed on the site-specific Plant, Vehicle and People Management Plan (PVPMP) and check for overhead obstructions and hazards
- ✓ Be signed onto the appropriate Safe System of Work documentation for the task
- ✓ Complete Pre-Use check sheet/e-inspection
- ✓ Comply with Inspection and Defect Reporting System
- ✓ Have a competency assessment prior to being put to work – be familiar with machine
- ✓ Report all unsafe conditions
- ✓ Abide by specific BB Company policies, procedures and permits
- ✓ Always operate/use the equipment in accordance with manufacturer’s instructions / recommendations

For any clarification or more information regarding this type of equipment please contact

The Service Centre of Excellence on 0114 232 9760

PORTABLE CHEMICAL TOILET

Typical Illustration



Core requirements

Male / female single occupancy, chemical toilet, for temporary site works and temporary events.

MANDATORY REQUIREMENTS

Plant Specific

- ✓ Reve Charged and ready for use upon delivery
- ✓ Weekly service arrangements in place and adhered to
- ✓ Adequate toilet flushing provision
- ✓ Adequate hand washing facilities with soap dispenser and hand drying provision
- ✓ Chemical COSHH data sheets available
- ✓ Sanitary disposal bin (Female toilets only)

Operator Specific

- ✓ Ensure adequate lift plan is in place if being lifted into position
- ✓ Inform hire company if moved from original site otherwise waste tank emptying may not be carried out

Risks

- ♥ Frozen water pipes in adverse weather conditions
- ♥ Waste tank overflow if stipulated usage level in exceeded
- ♥ Exposure to chemicals Do not exceed stipulated usage levels
- ♥ Do not move item when charged and ready for use

Limitations of Use

- ♥ Not to be used on sites governed by the CDM Regulations 2015 Provision of Welfare Facilities During Construction Work (CIS59)
- ♥ Do not use if equipment is, or appears to be damaged
- ♥ Not to be sited on uneven ground

Note: All persons preparing risk assessments involving plant are encouraged to review previous risk assessments undertaken for similar activities and safety alerts

Additional Options

- ? Disabled unit with wheelchair access
- ? Solar powered option with hot water
- ? Hot water hand wash
- ? Air lift frame

(Additional Options need to be specified at the time of order and additional costs may be incurred)

Plant and Operator General Requirements overleaf

PLANT AND OPERATOR GENERAL REQUIREMENTS

Plant – General

- ✓ Evidence of Pre-hire inspection
- ✓ All safety and operational decals in place and legible

Operator - General

- ✓ Complete Pre-use check sheet/e-inspection
- ✓ Comply with Pre-use and Defect Reporting System
- ✓ Report all unsafe conditions
- ✓ Abide by specific BB Company policies, procedures and permits
- ✓ Always operate/use the equipment in accordance with manufacturer's instructions / recommendations

For any clarification or more information on this type of equipment please contact

The Service Centre of Excellence on 0114 232 9760

CRAWLER CRANE

Typical Illustration



Core requirements

A 50-250t lift capacity crane consisting of an upper carriage mounted on a crawler type undercarriage with 360° rotation capability with either a box or a lattice type straight boom and optional jib (boom extension).

Environmental Requirements

Engine must comply with the Balfour Beatty Emissions Requirements as stated in the UK Reference Material ENV-RM-0011a

MANDATORY REQUIREMENTS

Plant Specific

- ✓ Current 12 monthly LOLER thorough examination certificate for the crane
- ✓ Current 6 monthly LOLER thorough examination certificate for all lifting tackle carried
- ✓ Rated Capacity Indicator (RCI)
- ✓ Flashing amber beacon
- ✓ Slew alarms
- ✓ Door lock keys provided
- ✓ Aircraft warning lights (if working within 6km of airports or aerodromes)
- ✓ Slew, jib height and radius restrictors if working in the vicinity of overhead power lines, railways, adjacent live traffic, etc.
- ✓ Hook block over hoist cut-out facility
- ✓ Boom hoist cut-out facility
- ✓ Handrails fitted to running boards and crane upper structure
- ✓ Load bearing hydraulic cylinders fitted with check valves
- ✓ Crane fitted with anemometer or other device to monitor in service wind speeds
- ✓ Red, amber and green high level illumination to indicate crane working within safe limits
- ✓ The plant should be equipped with appropriate hold points and steps to maintain 3 points of contact whilst climbing up or down from the structure of the plant

Operator Specific

- ✓ Must be able to demonstrate they are fit for work
- ✓ Operators must be competent and hold a valid industry recognised competence card – as per BB competency standard
- ✓ Evidence of familiarisation training for type of crane to be operated
- ✓ Must comply with the requirements of the site lift plan
- ✓ Must know the weights of the loads before lifting
- ✓ Competent to check Rated Capacity Indicator
- ✓ Assess operator on communication skills, language, hand signals and radio use
- ✓ Latest D&A test results to be made available
- ✓ Full site-defined PPE must be worn - loose fitting clothing should be avoided to prevent inadvertent operation of controls

Man Riding Requirements

- ✓ Current 6 monthly LOLER thorough examination certificate for the crane
- ✓ Carrier hoisting and lowering ropes minimum diameter of 8mm
- ✓ Hook fitted with safety catch
- ✓ Ability to restrict the working speed of all crane functions to 0.5m/s
- ✓ Control levers return to neutral automatically when released
- ✓ SWL of crane configuration in use is at least twice the rated capacity of the carrier

Man Riding Requirements Cont...

- ✓ Power lowering facility fitted to crane. If not, free-fall capability must be locked out
- ✓ Refer to BS7121 -1:2006 for further guidance

Risks

- ♥ Safe and clean access into cab
- ♥ Safe and clean access for refuelling and maintenance
- ♥ Load path – slewing over site personnel
- ♥ Danger of crushing in slew zone
- ♥ Overturning if lifting duties exceeded, ground capable of withstanding imposed track loadings, underground services
- ♥ Dropped loads – exclusion zone set up around the area of lifting operations, loads consisting of loose material/components to be containerized
- ♥ Striking overhead obstructions/utility lines
- ♥ Jib clash – coordination with adjacent cranes, tall plant
- ♥ People in operational exclusion zone
- ♥ Public interface – working alongside – consider slew restrictors
- ♥ All round visibility tools fully operational
- ♥ Effect of weather on visibility and working/traffic surfaces
- ♥ Use of jib walkways to be avoided where practical
- ♥ Potential excessive noise

Limitations of Use

- ♥ Do not operate if machine is, or appears to be defective
- ♥ Plant and personnel segregation - no entry into exclusion zone unless signalled by operator
- ♥ SWL not to be exceeded Avoid accidental starting. Do not hold fingers on the switch button while carrying a plugged-in tool

Note: All persons preparing risk assessments involving plant are encouraged to review previous risk assessments undertaken for similar activities and safety alerts

Additional Options

- ? Jib Head camera if working on sites with blind lifting issues
- ? Counterweight mounted CCTV
- ? Block stand to be provided when reeving rope into hook block whilst block is lying down
- ? Audible/visual slew alarm
- ? All round vision system to avoid potential crushing incident
- ? Operator to have 3 years' operating experience
- ? Means for operator to monitor hoist rope tension, e.g. camera or mirror

(Additional Options need to be specified at the time of order and additional costs may be incurred)

Plant and Operator General Requirements overleaf

PLANT AND OPERATOR GENERAL REQUIREMENTS

Plant - General

- ✓ Must be compliant with EC Machinery Directive 2006/42/EC and supplied with a declaration of conformity
- ✓ Evidence of Pre-hire inspection
- ✓ Evidence of regular inspection plus "next service and or inspection due" date sticker
- ✓ Operator instructions must be with the machine
- ✓ All safety decals in place and legible

Operator - General

- ✓ Attend full induction prior to starting work
- ✓ Be briefed on the site-specific Plant, Vehicle and People Management Plan (PVPMP) and check for overhead obstructions and hazards
- ✓ Be signed onto the appropriate Safe System of Work documentation for the task
- ✓ Complete Pre-Use check sheet/e-inspection
- ✓ Comply with Inspection and Defect Reporting System
- ✓ Have a competency assessment prior to being put to work – be familiar with machine
- ✓ Report all unsafe conditions
- ✓ Abide by specific BB Company policies, procedures and permits
- ✓ Always operate/use the equipment in accordance with manufacturer's instructions / recommendations

For any clarification or more information on this type of equipment please contact
BPH on 01652 633340

MOBILE CRANE

Typical Illustration



Core requirements

A 25 -1000t lift capacity self-propelled, vehicle mounted crane, cable controlled or hydraulic-powered crane with a telescoping boom.

Environmental Requirements

Engine must comply with the Balfour Beatty Emissions Requirements as stated in the UK Reference Material ENV-RM-0011a

MANDATORY REQUIREMENTS

Plant Specific

- ✓ Current 6 monthly LOLER thorough examination certificate for crane
- ✓ Current 6 monthly LOLER thorough examination certificate for all lifting tackle carried
- ✓ FOPS Cab structure
- ✓ Rated Capacity Indicator (RCI)
- ✓ Over hoist limit device installed
- ✓ A camera system that can give the operator a min 270° view where it cannot be achieved directly by line of sight – preferably a system with collision avoidance capability
- ✓ Where access is required at height for security & maintenance purposes, suitable fall prevention solutions must be in place to prevent falling from height
- ✓ The plant should be equipped with appropriate hold points and steps to maintain 3 points of contact whilst climbing up or down from the structure of the plant
- ✓ Flashing amber beacon
- ✓ White noise reversing alarm to be fitted working and audible
- ✓ Wheel nut indicators
- ✓ Labelled each side with tyre inflation pressure
- ✓ Anemometer (over 50 tonne)
- ✓ Locking Door with keys provided
- ✓ Aircraft warning lights (if working within 6km of airports or aerodromes)

Plant Spec Cont....

- ✓ Slew, jib height and radius restrictors fitted if working in the vicinity of overhead power lines, railways, adjacent live traffic, etc.
- ✓ Driver cab warning device to alert if jib not stowed correctly.
- ✓ Slew, jib height and radius restrictors if working in the vicinity of overhead power lines, railways, adjacent to live traffic, etc.
- ✓ Load bearing hydraulic cylinders fitted with check valves
- ✓ Hook fitted with safety catch
- ✓ Fire extinguisher in cab
- ✓ Sectional / lightweight or circular outrigger pads if manually handled to reduce risk to personnel.
- ✓ Audible handbrake alarm to warn operator that hand brake is not applied
- ✓ No loose items to be stored on the deck of the crane, e.g. lifting tackle or timbers
- ✓ Spill/environmental containment kit

Man Riding Requirements

- ✓ Current 6 monthly LOLER thorough examination certificate for the crane
- ✓ Ability to restrict the working speed of all crane functions to 0.5m/s
- ✓ Control levers return to neutral automatically when released
- ✓ SWL of crane during the lift must be at least twice the total weight of the loaded man rider

Operator Specific

- ✓ Power lowering facility fitted to crane. If not, free- fall capability must be locked out
- ✓ Must be able to demonstrate they are fit for work
- ✓ Operators must be competent and hold a valid industry recognised competence card – as per BB competency standard
- ✓ Must have a current relevant driving licence if driving on the public highway
- ✓ Evidence of familiarisation training for type of crane to be operated
- ✓ Must comply with the requirements of the site lift plan
- ✓ Crane must be set up on firm level ground
- ✓ Crane controller must be made aware, by using radio comms or hand signals, that the handbrake has been fully applied before crane operator leaves the driving cab
- ✓ Must know the weights of the loads before lifting
- ✓ Competent to check Rated Capacity Indicator
- ✓ Assess operator on communication skills, language, hand signals and radio use
- ✓ Full site-defined PPE must be worn - loose fitting clothing should be avoided to prevent inadvertent operation of controls

Risks

- ♥ Safe and clean access into cab
- ♥ Safe and clean access for refuelling and maintenance, as well as to lifting equipment storage containers
- ♥ Load path – slewing over site personnel
- ♥ Danger of crushing in slew zone
- ♥ Overturning if lifting duties exceeded, ground capable of withstanding imposed outrigger loadings, underground services
- ♥ Dropped loads – exclusion zone set up around the area of lifting operations, loads consisting of loose material/components to be containerized

Plant and Operator General Requirements overleaf

Risks Cont...

- ♥ Striking overhead obstructions/utility lines
- ♥ People in operational exclusion zone
- ♥ Jib clash – coordination with adjacent cranes, tall plant.
- ♥ Public interface – working alongside – consider slew restrictors.
- ♥ All round visibility tools fully operational.
- ♥ Effect of weather on visibility and working/traffic surfaces.
- ♥ Outrigger pads can be very heavy and awkward shapes. Assessment required in lifting plan.

Limitations of Use

- ♥ Do not operate if machine is, or appears to be defective
- ♥ Plant and personnel segregation - no entry into exclusion zone unless signalled by operator
- ♥ SWL not to be exceeded

Note:

All persons preparing risk assessments involving plant are encouraged to review previous risk assessments undertaken for similar activities and safety alerts

Additional Options

- ? Fall restraint system fitted to boom for rigging super-lift
- ? Means for operator to monitor hoist rope tension, e.g. camera or mirror
- ? Red, amber and green high level illumination to indicate crane working within safe limits
- ? Operator to have 3 years' operating experience if required for complex lifts

(Additional Options need to be specified at the time of order and additional costs may be incurred)

PLANT AND OPERATOR GENERAL REQUIREMENTS

Plant - General

- ✓ Must be compliant with EC Machinery Directive 2006/42/EC and supplied with a declaration of conformity
- ✓ Evidence of Pre-hire inspection
- ✓ Evidence of regular inspection plus "next service and or inspection due" date sticker
- ✓ Operator instructions must be with the machine
- ✓ All safety decals in place and legible

Operator - General

- ✓ Attend full induction prior to starting work
- ✓ Be briefed on the site-specific Plant, Vehicle and People Management Plan (PVPMP) and check for overhead obstructions and hazards
- ✓ Be signed onto the appropriate Safe System of Work documentation for the task
- ✓ Complete Pre-Use check sheet/e-inspection
- ✓ Comply with Inspection and Defect Reporting System
- ✓ Have a competency assessment prior to being put to work – be familiar with machine
- ✓ Report all unsafe conditions
- ✓ Abide by specific BB Company policies, procedures and permits
- ✓ Always operate/use the equipment in accordance with manufacturer's instructions / recommendations

For any clarification or more information regarding this type of equipment please contact

The Service Centre of Excellence on 0114 232 9760

Plant & Equipment Specification

TOWER CRANE

Ref: HSF-SP-0046GK Version: 4.0

Typical illustration



Core requirements

A fixed vertical mast crane that is topped by a rotating boom and equipped with a winch for hoisting and lowering loads. The winch can be moved along the boom of a Saddle Jib so that any location within the diameter of the boom can be reached or the jib angle of a luffing jib crane can be changed to reposition a load at various radius.

Environmental requirements

Engine minimum must comply with the Stage IIIA European Emission Standards and the NRMM Emissions Regulations in Central London & Canary Wharf.

Mandatory Requirements

Plant - general

- ✓ Must be compliant with EC Machinery Directive 2006/42/EC and supplied with a declaration of conformity
- ✓ Evidence of Pre-hire inspection
- ✓ Evidence of regular inspection plus "next service and or inspection due" date sticker
- ✓ Operator instructions must be on the machine
- ✓ All safety decals in place and legible

Plant - specific

- ✓ Must comply with BB Group SHE Standard 003 – Safe Operation of Tower Cranes and BB Group Manual for Tower Crane Procurement and Operation (MTCPO)
- ✓ Must comply with BS7121, Safe use of Tower Cranes & BS EN 14439:2009, Increased Tower Crane Safety Innovation and Development
- ✓ Evidence of pin checks for mast bolts
- ✓ Evidence of 7 year slew bolt changes on Potain cranes
- ✓ Proof & Overload test on installation
- ✓ Details of previous hires, usage and locations
- ✓ If crane over 10 years old, copy of NDT
- ✓ If Mast sections over 10 years old, copy of NDT
- ✓ Details to be supplied of any major repairs
- ✓ Details to be supplied of any NDT
- ✓ Current 6 monthly LOLER thorough examination certificate verified by Insurance Examiner
- ✓ Current 6 monthly LOLER thorough examination certificate for all lifting tackle carried
- ✓ Rated Capacity Indicator (RCI)

Plant - specific

- ✓ Jib Head/Trolley Camera on sites with blind lifting issues
- ✓ Anti-collision/Zoning system on multi-crane sites or sites which over sail public property
- ✓ Mast lighting particularly where the mast is situated in a court yard/lift shaft
- ✓ Anemometer
- ✓ Door lock keys provided
- ✓ Aircraft warning lights (if working within 6km of airports or aerodromes)
- ✓ In cab radio communications with hands free controls
- ✓ Access Ladder locking Trap Door and Tower Anti Climb Fan
- ✓ Plant & Fleet designed Tower Crane Base Security Enclosure, see pages 3 & 4
 - 3m x 3m Footprint
 - Min. 6m Height
 - Overhang fan at the top of the enclosure to be 400mm in length angled 45° away from the enclosure (downward orientation)
 - 3" x 1/2" x 10 SWG mild steel mesh with vertical pitch
 - Door to the enclosure to be locked via padlock with the keys held by an authorised person on site (AP / PM)
- ✓ Operator/Maintenance Worker Emergency Rescue Kit
- ✓ Pre-erection inspection approval certificate
- ✓ Co2 Fire extinguisher fitted on cab entry platform

For any clarification or more information on this type of equipment please contact the Tower Crane Team on 01332 288470.

Balfour Beatty

Operator – general
<ul style="list-style-type: none"> ✔ Complete Pre-use check (crane hire company specific form as a min MTCPO 4.3.1) ✔ Evidence of having signed on to the appropriate risk assessment for the task ✔ Be briefed on the site Plant and Vehicle Management procedures and check for overhead obstructions and hazards ✔ Competency assessment prior to being put to work – Evidence of familiarisation training for type of crane to be operated
Operator - general
<ul style="list-style-type: none"> ✔ Must be familiar with BS7121, Safe use of Tower Cranes ✔ Full induction attended prior to starting work ✔ Shall report all unsafe conditions ✔ To abide by specific BB Operating Company's policies and procedures
Operator - specific
<ul style="list-style-type: none"> ✔ Must be able to demonstrate they are fit for work ✔ Operators must be competent and hold a valid industry recognised competence card – as per BB competency standard ✔ Full site-defined PPE must be worn - loose fitting clothing should be avoided to prevent inadvertent operation of controls ✔ Medical Certificate – renewal dates as per guidelines in MTCPO section 4.3.5.1 ✔ All new Appointed Persons and all relevant crane personnel involved in planning to attend BBPFS 1 day Tower Crane Appreciation Course or equivalent ✔ Assess operator on communication skills, language, hand signals and radio use ✔ Latest D&A test results to be made available ✔ Previous operating experience with anti-collision systems when working on multi crane sites

Plant – Man riding requirements – refer to BS7121-5:2006 for further guidance

- ✔ Current 6 monthly LOLER thorough examination certificate for the crane
- ✔ Ability to restrict the working speed of all crane functions to 0.5m/s
- ✔ Control levers return to neutral automatically when released
- ✔ SWL of crane configuration in use is at least twice the rated capacity of the carrier
- ✔ Power lowering facility fitted to crane. If not, free-fall capability must be locked out
- ✔ Load bearing hydraulic cylinders fitted with check valves
- ✔ Carrier hoisting & lowering ropes minimum diameter of 8mm
- ✔ Hook fitted with safety catch
- ✔ Crane fitted with anemometer or other device to monitor in service wind speeds

Risks & Limitations of Use

Risks
<ul style="list-style-type: none"> ♥ Dropped loads – exclusion zone set up around the area of lifting operations, loads consisting of loose material/components to be containerised ♥ Overturning ♥ Base failure – Base designed, checked and constructed in accordance with relevant loadings and BBMCE Temporary works procedures, ground capable of withstanding imposed loads ♥ Loads over sailing public property – zoning system to be fitted where this is an issue ♥ Jib clash – co-ordination with adjacent cranes, tall plant, concrete pump booms, buildings, power lines

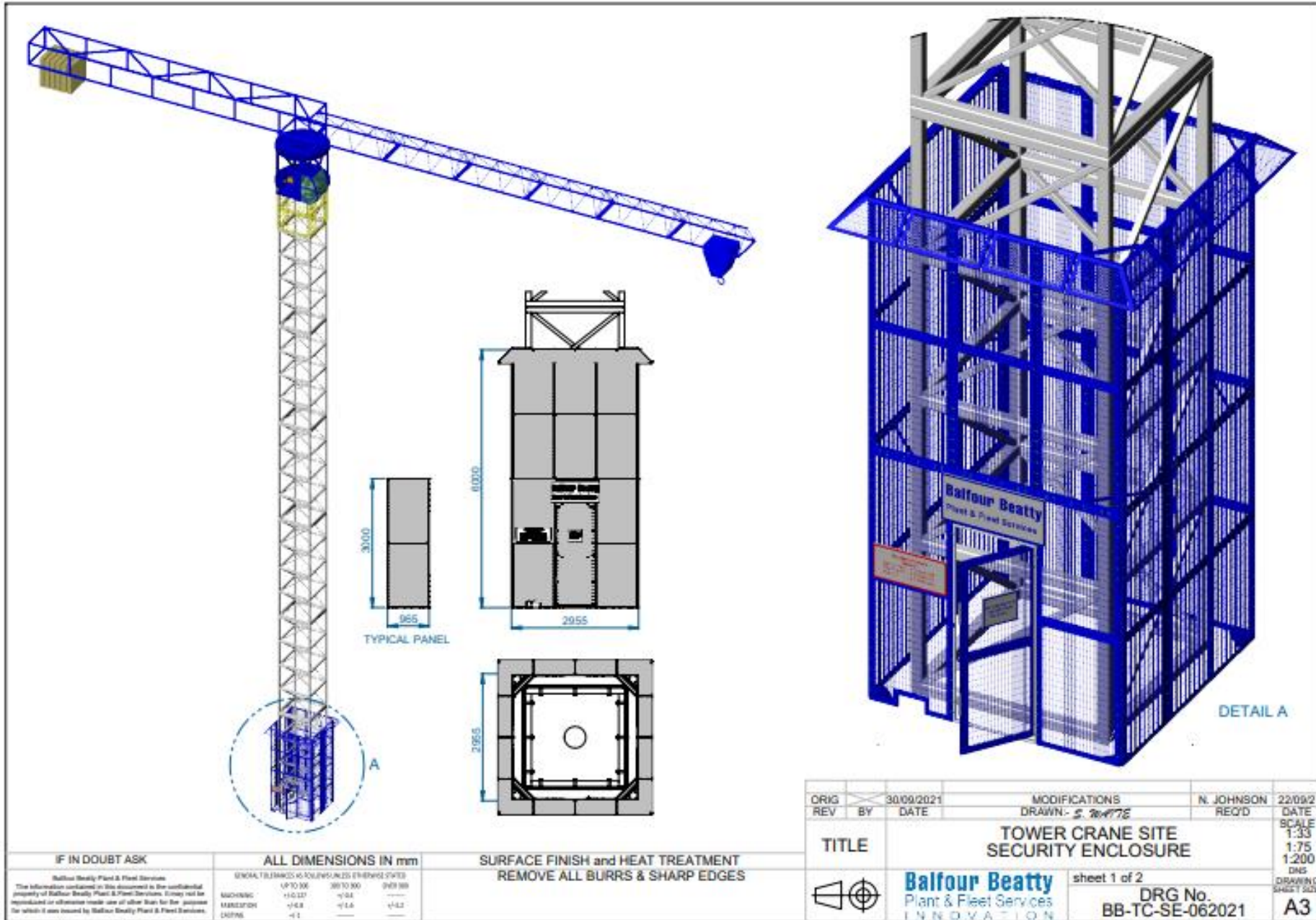
Risks
<ul style="list-style-type: none"> ♥ Trespass – Robust base enclosures, to remain locked at all times ♥ Load Path – slewing over site personnel ♥ Stricken Operator/Maintenance Worker – an emergency recovery procedure to be developed and implemented by site with trained personnel available
Limitations of Use
<ul style="list-style-type: none"> ♥ Do not operate if machine is, or appears to be damaged ♥ SWL not to be exceeded

Note: All persons preparing risk assessments involving plant are encouraged to review previous risk assessments undertaken for similar activities and safety alerts

Additional Options

? Enhanced welfare facilities in cabs such as drinking water, window sunscreens, air conditioning – where appropriate	? Operator to have 3 years' operating experience
-----------------------------------------------------------------------------------------------------------------------	--------------------------------------------------

(Additional Options need to be specified at the time of order and additional costs may be incurred)



For any clarification or more information on this type of equipment please contact the Tower Crane Team on 01332 288470.



IF IN DOUBT ASK	ALL DIMENSIONS IN mm	SURFACE FINISH and HEAT TREATMENT REMOVE ALL BURRS & SHARP EDGES
<small>Balfour Beatty Plant & Fleet Services The information contained in this document is the confidential property of Balfour Beatty Plant & Fleet Services. It may not be reproduced or otherwise made use of in any form for any purpose for which it was issued by Balfour Beatty Plant & Fleet Services.</small>	<small>GENERAL TOLERANCES UNLESS OTHERWISE SPECIFIED</small>	
	FINISHING ±0.10	
	MACHINING ±0.07	
	FABRICATION ±0.15	
	DRIVING ±0.2	

ORIG	30/09/2021	MODIFICATIONS	N. JOHNSON	22/09/21
REV	BY	DATE	REQ'D	DATE
		DRAWN: <i>S. RAFFE</i>		SCALE
TITLE		TOWER CRANE SITE SECURITY ENCLOSURE		NTS
		sheet 2 of 2		DO NOT SCALE DRAWING
		DRG No. BB-TC-SE-062021		SHEET SIZE
		Balfour Beatty Plant & Fleet Services INNOVATION		A3

For any clarification or more information on this type of equipment please contact the Tower Crane Team on 01332 288470.

SITE BASED CABLE DRUM TRAILER

Typical Illustration



Core requirements

20 to 50 ton capacity, for the carrying of power transmission cables

MANDATORY REQUIREMENTS

Plant Specific

- ✓ Manual applied parking brake
- ✓ Air applied service twin line braking system incorporating failsafe spring applied braking
- ✓ Suitable non-slip floor
- ✓ Hi visibility painted steps/ladder for access where applicable
- ✓ Where access is required at height, a suitable system must be in place to prevent falling from height
- ✓ Rear lights, Stop, Tail and indicators
- ✓ Hydraulic power pack – located away from operator position to minimise noise exposure. Ideally noise output as low as possible less than 85dbA
- ✓ Manual release system of hydraulic controls that will permit the safe lowering of the cable drum in the event of an engine failure.
- ✓ Hydraulic rotation and braking device with sufficient braking force to stop drum rotation
- ✓ All controls sufficiently labelled to indicate purpose
- ✓ Dedicated lifting points to enable unladen whole trailer lift
- ✓ Variable speed hydraulic drum drive cable of achieving a linear cable speed of 10m/minute – where applicable
- ✓ Guards for moving parts and signage for all potential pinch points
- ✓ Must be able to accept spindle suitable for drum size and weight
- ✓ Anti-burst and anti-whip hose protection shall be included for all hydraulic hosing

Plant Specific Cont....

- ✓ Two Emergency Stop points at locations to include; Adjacent to the power pack, adjacent to the operator controls
- ✓ Flashing LED amber beacons shall be included. Two at the rear of the trailer at the extremities and one on the front toward the tow hitch
- ✓ LED work lamps required to illuminate working area at the rear of the trailer and at the operator controls.
- ✓ Wheel chocks for all load carrying wheels supplied. A suitable storage provision on the CDT will be included when not in use.
- ✓ Wheel nut indicators
- ✓ Labelled each side with tyre inflation pressure and wheel nut torque figure
- ✓ Suitable jockey leg / wheel designed to be secure in transit and maximise ground clearance i.e. above the bottom of the chassis frame
- ✓ Compensating/adjustable towing coupling to allow a range of towing connection heights

Operator Specific

- ✓ Must be able to demonstrate they are fit for work
- ✓ Must have correct driving licence category for towing
- ✓ Ensure worthiness of the trailer
- ✓ Load positioning – ensure load is correctly positioned to prevent nose overload

Operator Specific Cont....

- ✓ Load positioning – ensure load is correctly positioned to prevent nose overload
- ✓ Load security – load must be secured by approved methods
- ✓ Ensure that towing vehicle and trailer does not exceed rated capacity

Limitations of Use

- ♥ Do not use if equipment is or appears to be damaged or is in an un-roadworthy condition
- ♥ Do not load/unload on sloping ground
- ♥ Not to be used in an overloaded state
- ♥ Ground conditions must be suitable for use of the loaded trailer

Risks

- ♥ Stability during Loading and unloading
- ♥ Maintain the 4m exclusion zone as appropriate
- ♥ Implement sufficient control measures to protect members of the public
- ♥ Ensure that good housekeeping is applied and trailer/vehicle are kept clean and tidy
- ♥ Manual handling
- ♥ Working at height

Note: All persons preparing risk assessments involving plant are encouraged to review previous risk assessments undertaken for similar activities and safety alerts

Additional Options

- ? Nose weight indicator
- ? Tow hitch lock
- ? LED lights in lieu of bulbs, should be able to work with towing vehicle without need for retro fit resistor packs.

(Additional Options need to be specified at the time of order and additional costs may be incurred)

Plant and Operator General Requirements overleaf

PLANT AND OPERATOR GENERAL REQUIREMENTS

Plant - General

- ✓ Must be compliant with EC Machinery Directive 2006/42/EC and supplied with a declaration of conformity
- ✓ Evidence of Pre-hire inspection
- ✓ Evidence of regular inspection plus “next service and or inspection due” date sticker
- ✓ Operator instructions must be with the machine
- ✓ All safety decals in place and legible

Operator - General

- ✓ Attend full induction prior to starting work
- ✓ Be briefed on the site-specific Plant, Vehicle and People Management Plan (PVPMP) and check for overhead obstructions and hazards
- ✓ Be signed onto the appropriate Safe System of Work documentation for the task
- ✓ Complete Pre-Use check sheet/e-inspection
- ✓ Comply with Inspection and Defect Reporting System
- ✓ Have a competency assessment prior to being put to work – be familiar with machine
- ✓ Report all unsafe conditions
- ✓ Abide by specific BB Company policies, procedures and permits
- ✓ Always operate/use the equipment in accordance with manufacturer’s instructions / recommendations

For any clarification or more information on this type of equipment please contact

The Service Centre of Excellence on 0114 232 9760

ROAD & SITE TOW CABLE DRUM TRAILER

Typical Illustration



Core requirements

Highway tow power transmission cable trailer from 1 to 18 ton capacity.

MANDATORY REQUIREMENTS

Plant Specific

- ✓ Type approved for use on the UK public Highway in accordance with Directive 2007/46/EC
- ✓ Supplied with lights and if used on public highway - compliance with C&U regulations (indicators, registration plate's etc.)
- ✓ Manual applied parking brake
- ✓ Above 3.5t - Air applied service twin line braking system incorporating failsafe spring applied braking
- ✓ Towing eye coupling only
- ✓ Tow hitch breakaway cable where applicable
- ✓ Suitable non slip floor
- ✓ Hi visibility painted steps/ladder for access where applicable
- ✓ Mud guards with anti-slip surfaces suitable for personnel to step on and where access is required at height, a suitable system must be in place to prevent falling from height
- ✓ Suitable jockey leg / wheel designed to be secure in transit and maximise ground clearance i.e. above the bottom of the chassis frame
- ✓ Hydraulic power pack – located away from operator position to minimise noise exposure. Ideally noise output as low as possible less than 85dbA
- ✓ Manual release system of hydraulic controls that will permit the safe lowering of the cable drum in the event of an engine failure.
- ✓ All controls sufficiently labelled to indicate purpose

Plant Specific Cont....

- ✓ Dedicated lifting points to enable un-laden whole trailer lift Guards for moving parts and signage for all potential pinch points
- ✓ Must be able to accept spindle suitable for drum size and weight
- ✓ Anti-burst and anti-whip hose protection shall be included for all hydraulic hosing
- ✓ Hydraulically operated drum braking system capable of controlling the drum rotation speed (10m/min maximum) and stopping the drum (for trailer $\geq 8t$)
- ✓ Two Emergency Stop points at locations to include; Adjacent to the power pack, adjacent to the operator controls
- ✓ Flashing LED amber beacons shall be included. Two at the rear of the trailer at the extremities and one on the front toward the tow hitch where applicable
- ✓ Lateral and rear underun protection shall be included where applicable.
- ✓ Wheel chocks (min 4) to be supplied and a suitable storage provision when not in use
- ✓ Wheel nut indicators
- ✓ Labelled each side with tyre inflation pressure and wheel nut torque figure
- ✓ Compensating/adjustable towing coupling to allow a range of towing connection heights

Operator Specific

- ✓ Must be able to demonstrate they are fit for work
- ✓ Must have correct driving licence category for towing
- ✓ Ensure worthiness of the trailer

Operator Specific Cont....

- ✓ Load positioning – ensure load is correctly positioned to prevent nose overload
- ✓ Load security – load must be secured by approved methods
- ✓ Ensure that towing vehicle and trailer does not exceed rated capacity

Risks

- ♥ Stability during Loading and unloading
- ♥ Insecure load
- ♥ Overloading
- ♥ Manual handling
- ♥ Working at height
- ♥ Maintain the 4m exclusion zone as appropriate
- ♥ Implement sufficient control measures to protect members of the public
- ♥ Ensure that good housekeeping is applied and trailer/vehicle are kept clean and tidy

Note: All persons preparing risk assessments involving plant are encouraged to review previous risk assessments undertaken for similar activities and safety alerts

Limitations of Use

- ♥ Do not use if equipment is or appears to be damaged or is in an un-roadworthy condition
- ♥ Do not load/unload on sloping ground
- ♥ Not to be used in an overloaded state
- ♥ Ground conditions must be suitable for use of the loaded trailer

Additional Options

- ? Nose weight indicator
- ? Tow hitch lock
- ? LED lights in lieu of bulbs, should be able to work with towing vehicle without need for retro fit resistor packs.
- ? LED work lamps required to illuminate working area at the rear of the trailer and at the operator controls. N.B. All lighting will be powered by an integral battery suitably protected from dust/moisture – IP65.

(Additional Options need to be specified at the time of order and additional costs may be incurred)

Plant and Operator General Requirements overleaf

PLANT AND OPERATOR GENERAL REQUIREMENTS

Plant - General

- ✓ Must be compliant with EC Machinery Directive 2006/42/EC and supplied with a declaration of conformity
- ✓ Evidence of Pre-hire inspection
- ✓ Evidence of regular inspection plus “next service and or inspection due” date sticker
- ✓ Operator instructions must be with the machine
- ✓ All safety decals in place and legible

Operator - General

- ✓ Attend full induction prior to starting work
- ✓ Be briefed on the site-specific Plant, Vehicle and People Management Plan (PVPMP) and check for overhead obstructions and hazards
- ✓ Be signed onto the appropriate Safe System of Work documentation for the task
- ✓ Complete Pre-Use check sheet/e-inspection
- ✓ Comply with Inspection and Defect Reporting System
- ✓ Have a competency assessment prior to being put to work – be familiar with machine
- ✓ Report all unsafe conditions
- ✓ Abide by specific BB Company policies, procedures and permits
- ✓ Always operate/use the equipment in accordance with manufacturer’s instructions / recommendations

For any clarification or more information on this type of equipment please contact

The Service Centre of Excellence on 0114 232 9760

CABLE OPEN CAPSTAN WINCH

Typical Illustration



Core requirements

Trailer mounted open capstan, twin speed, diesel powered winch for cable hauling to a maximum capacity of 3T

Environmental requirements

Engine must comply with the Balfour Beatty Emissions Requirements as stated in the UK Reference Material ENV-RM-0011a

MANDATORY REQUIREMENTS

Plant Specific

- ✓ Current 12 monthly LOLER thorough examination certificate
- ✓ 12 monthly calibration certificate
- ✓ Type approved for use on the UK public Highway in accordance with Directive 2007/46/EC
- ✓ Drive & spooling drum guards must be fitted
- ✓ Overrun Braking system
- ✓ 40mm towing eye
- ✓ Break away cable
- ✓ Mud guards
- ✓ Wheel nut indicators
- ✓ Labelled each side with tyre inflation pressure and wheel nut torque figure (Riveted plate)
- ✓ Jockey wheel designed to be secure in transit and maximise ground clearance i.e. above the bottom of the chassis frame
- ✓ Must have signage stating this is a Hauling Winch
- ✓ Anchor legs to be fitted
- ✓ Electric start ignition system is required
Emergency stop fitted within easy access

Operator Specific

- ✓ Must be able to demonstrate they are fit for work
- ✓ Must have correct driving licence category for towing
- ✓ Operators must be competent and hold a valid industry recognised competence card – as per BB competency standard

Operator Specific Cont....

- ✓ Ensure road worthiness of the trailer
- ✓ Ensure that towing vehicle and trailer does not exceed rated capacity
- ✓ All hoses to be inspected regularly
- ✓ Full site-defined PPE must be worn - loose fitting clothing should be avoided to prevent inadvertent operation of controls

Risks

- ♥ Danger of entanglement/entrapment on moving winch reels
- ♥ Risk of movement during operation if not secured to the anchor point sufficiently
- ♥ Maintain the 4m exclusion zone as appropriate when being operated
- ♥ Implement sufficient control measures to protect members of the public
- ♥ Ensure that good housekeeping is applied and trailer/vehicle are kept clean and tidy

Limitations of Use

- ♥ Do not use if equipment is or appears to be damaged or is in an un-roadworthy condition
- ♥ Do not use unless trained in the operation of this winch
- ♥ This type of winch is a Hauling Winch and must not to be used for lifting operations

Note: All persons preparing risk assessments involving plant are encouraged to review previous risk assessments undertaken for similar activities and safety alerts

ADDITIONAL OPTIONS

- ? Tow hitch lock
- ? Wheel chocks
- ? LED lights in lieu of bulbs, should be able to work with towing vehicle without need for retro fit resistor packs
- ? Suitable number plate holder to facilitate quick change over and security of attachment.
- ? Diagram on each trailer showing how wheel nut indicators should be orientated
- ? Use of sealed life bearings in lieu of taper bearings

(Additional Options need to be specified at the time of order and additional costs may be incurred)

Plant and Operator General Requirements overleaf

PLANT AND OPERATOR GENERAL REQUIREMENTS

Plant - General

- ✓ Must be compliant with EC Machinery Directive 2006/42/EC and supplied with a declaration of conformity
- ✓ Evidence of Pre-hire inspection
- ✓ Evidence of regular inspection plus “next service and or inspection due” date sticker
- ✓ Operator instructions manual including load charts must be with the machine
- ✓ All safety decals in place and legible

Operator - General

- ✓ Attend full induction prior to starting work
- ✓ Be briefed on the site-specific Plant, Vehicle and People Management Plan (PVPMP) and check for overhead obstructions and hazards
- ✓ Be signed onto the appropriate Safe System of Work documentation for the task
- ✓ Complete Pre-Use check sheet/e-inspection
- ✓ Comply with Inspection and Defect Reporting System
- ✓ Have a competency assessment prior to being put to work – be familiar with machine
- ✓ Report all unsafe conditions
- ✓ Abide by specific BB Company policies, procedures and permits
- ✓ Always operate/use the equipment in accordance with manufacturer’s instructions / recommendations

For any clarification or more information regarding this type of equipment please contact

The Service Centre of Excellence on 0114 232 9760

MINI EXCAVATOR

Typical Illustration



Core requirements

0.75t ≤ 8t Rubber or Steel tracked 360° diesel or battery powered mini excavator.

Environmental requirements

Engine must comply with the Balfour Beatty Emissions Requirements as stated in the UK Reference Material ENV-RM-0011a

MANDATORY REQUIREMENTS

Plant Specific

- ✓ 12 month thorough examination certificate (Machines ≥5T)
- ✓ ROPS cab structure ≥1.5t with glazed cab
- ✓ Live tracking system (≥ 5t machines)
- ✓ Flashing amber beacon
- ✓ Mirrors/CCTV to satisfy 1m high at 1m distance 360° visibility criteria
- ✓ Cab steps and handles painted high visibility yellow ensuring 3 points of contact is achievable
- ✓ Seat belts must be fitted and operational
- ✓ Locking doors with key - for all glazed cab machines
- ✓ Where access is required at height for security & maintenance purposes, suitable system must be in place to prevent falling from height
- ✓ Buckets to be supplied as requested (with teeth / without teeth must be clarified)
- ✓ Machines with variable width tracks, tracks to be extended to widest setting unless transiting through restricted space
- ✓ Lifting with Machines ≥5t and <5t if requested as an additional option:
 - 6 month thorough examination certificate on lifting accessories
 - Certified lifting points for all lifting duties
 - Safe load indicator or rated capacity indicator
 - Check valves must be fitted to boom & dipper circuits

Operator Specific

- ✓ Must be able to demonstrate they are fit for work
- ✓ Operators must be competent and hold a valid industry recognised competence card – as per the BB competency standard
- ✓ Ensure that buckets are carried safely at all times
- ✓ All hoses to be inspected regularly
- ✓ Full site-defined PPE must be worn - loose fitting clothing should be avoided to prevent inadvertent operation of controls
- ✓ Operator to mount and dismount machine using fixed access arrangements and always facing the machine using 3 points of contact
- ✓ Seat belt must be worn
- ✓ Engine must be turned off if approached by others and keys removed from the ignition before leaving the cab unattended for any reason
- ✓ Shall stop work if any unauthorised/unsupervised personnel enter their immediate work area
- ✓ Operator must not lean out of seat to view excavation

If Quick hitch fitted: (Mandatory ≥5t)

- ✓ Be briefed on “Safe Use of Quick Hitch Devices”
- ✓ Operator shall be trained in how to use specific quick hitch attachments
- ✓ Daily inspection checklist signed off

Operator Specific Cont....

If used for lifting:

- ✓ Operators must be competent and hold a valid industry recognised competence card – as per BB competency standard
- ✓ A machine specific lifting duty sheet, lift plan and risk assessment to be briefed and understood
- ✓ Be trained in the use of specific lifting attachments
- ✓ When using a lifting eye, a swivel hook must be used to ensure load can be manoeuvred without risk of swinging back or overloading
- ✓ Must know the weights of the loads before lifting
- ✓ When used near overhead power lines, HSE GS6 “Avoidance of danger from overhead electric power lines” must be followed

Risks

- ♥ Damaging Underground services – Specific BB company’s policies & procedures must be adhered to before excavation operations commence.
- ♥ Safe and clean access into cab & for refuelling
- ♥ Striking overhead obstructions/utility lines
- ♥ Crushing risk in slew zone
- ♥ Overturning due to ground/site conditions particularly when lifting operation being carried out
- ♥ Effect of weather on visibility and working/traffic surfaces
- ♥ Use of accessories – e.g. breaker
- ♥ People in operational exclusion zone
- ♥ Public interface – working alongside – consider slew restrictors

Plant and Operator General Requirements overleaf

Limitations of Use

- ♥ Do not operate if machine is, or appears to be damaged
- ♥ Not to be used for lifting operations if operator does not have correct category qualification or machine documentation is incomplete or has expired
- ♥ No entry into exclusion zone unless signalled by the operator
- ♥ Do not use Zero Tail swing models on excessive slopes
- ♥ Controls should be secured so that unauthorised operation is effectively prevented when the machine is not in use.

Note: All persons preparing risk assessments involving plant are encouraged to review previous risk assessments undertaken for similar activities and safety alerts

Additional Options

- ? Secondary control activation device
- ? Live tracking system (<5t machines)
- ? Telematics c/w geo fencing
- ? CCTV/Proximity sensor system
- ? 360° “Birdseye view” camera system
- ? Human form recognition anti-collision system
- ? Independent isolation system
- ? FOPS Cab structure
- ? Cab Care System
- ? Fire extinguisher in cab of machine
- ? Quarry spec light to indicate when seat belt worn
- ? Locking caps/covers to fuel and all other tanks
- ? Track direction indicator
- ? Travel movement alarm
- ? Bladed buckets with teeth
- ? Lifting requirement for machines <5t
- ? Extendable tracks to enhance stability
- ? Zero Tail swing
- ? Height & slew restrictors that meet the requirements of BS EN 13849

(Additional Options need to be specified at the time of order and additional costs may be incurred)

PLANT AND OPERATOR GENERAL REQUIREMENTS

Plant - General

- ✓ Must be compliant with EC Machinery Directive 2006/42/EC and supplied with a declaration of conformity
- ✓ Evidence of Pre-hire inspection
- ✓ Evidence of regular inspection plus “next service and or inspection due” date sticker
- ✓ Operator instructions manual including load charts must be with the machine
- ✓ All safety decals in place and legible

Operator - General

- ✓ Attend full induction prior to starting work
- ✓ Be briefed on the site-specific Plant, Vehicle and People Management Plan (PVPMP) and check for overhead obstructions and hazards
- ✓ Be signed onto the appropriate Safe System of Work documentation for the task
- ✓ Complete Pre-Use check sheet/e-inspection
- ✓ Comply with Inspection and Defect Reporting System
- ✓ Have a competency assessment prior to being put to work – be familiar with machine
- ✓ Report all unsafe conditions
- ✓ Abide by specific BB Company policies, procedures and permits
- ✓ Always operate/use the equipment in accordance with manufacturer’s instructions / recommendations

For any clarification or more information on this type of equipment please contact

The Service Centre of Excellence on 0114 232 9760

LORRY LOADER CRANE (HIAB) (DELIVERIES & COLLECTIONS ONLY)

Typical Illustration



Core requirements

Flatbed wagon, 6 or 8 wheel diesel powered vehicle, configuration up to 32t GVW with a fixed mounted telescopic loading crane undertaking deliveries & collections only

Environmental requirements

Engine must comply with the Balfour Beatty Emissions Requirements as stated in the UK Reference Material ENV-RM-0011a

MANDATORY REQUIREMENTS

Plant Specific

- ✓ When delivering into traffic controlled areas, Chapter 8 compliant beacons, reflective chevrons and 'Highway/Motorway Maintenance' signage (as appropriate) must be in use
- ✓ Public Highway compliance with C&U regulations – (VED registration plates, working Lights, indicators, registration plate's front & rear etc.)
- ✓ Current Operator licence displayed
- ✓ Current MOT plating certificate
- ✓ 12 month thorough examination certificate for crane
- ✓ 6 month thorough examination certificate on lifting accessories
- ✓ Lifting duty chart to be displayed or available in the cab
- ✓ Safe load indicator or rated capacity indicator
- ✓ Seat belts must be fitted and operational
- ✓ Rear work lights
- ✓ Mirrors (including Class V & VI)/CCTV to satisfy 1m high at 1m distance 360° visibility criteria
- ✓ Reversing camera
- ✓ Audible reversing alarm
- ✓ Cab steps and handles painted high visibility yellow ensuring 3 points of contact is achievable
- ✓ Safe access for refuelling, maintenance and to any place where accessories stored
- ✓ SWL to be clearly marked

Plant Specific Cont....

- ✓ Fall prevention/edge protection and/or fall arrest arrangements where access to vehicle body required
- ✓ Load bearing hydraulic cylinders fitted with check valves
- ✓ Flashing lights on outrigger rams
- ✓ Boom above horizontal audible warning
- ✓ Stabilizer legs equipped with powered leg tilting devices shall be designed so that an operator, standing at a fixed stabilizer control station, does not risk being entrapped by a partly rotated leg when retracting the stabilizer extension
- ✓ From 1 January 2023 unmodified swing-up stabilizers with a fixed control position entrapment risk will not be permitted on Balfour Beatty sites.

Operator Specific

- ✓ Must have a current relevant driving licence if driving on the public highway
- ✓ Operators must be competent and hold a valid industry recognised competence card – as per BB competency standard
- ✓ Shall hold a current Driver CPC qualification
- ✓ Full site-defined PPE must be worn - loose fitting clothing should be avoided to prevent inadvertent operation of controls
- ✓ Shall stop work if any unauthorised/unsupervised personnel enter their immediate work area

Operator Specific Cont....

- ✓ Engine must be turned off if approached by others and keys removed from the ignition before leaving the plant unattended for any reason
- ✓ Operator to mount and dismount machine using fixed access arrangements and always facing the machine using 3 points of contact
- ✓ Seat belt must be worn (when driving)
- ✓ Must comply with OP-TBT-273A – Safe Use of Remote Controls with Lorry Loaders
- ✓ Outriggers must be deployed when lifting duties are being conducted (where applicable)

- ✓ Must comply with the requirements of the site lift plan
- ✓ Must know the weights of the loads before lifting

If Remote Control: -

Specific Emergency Recovery / Rescue Procedures must be established and effectively communicated prior to works commencing

Plant and Operator General Requirements overleaf

PLANT AND OPERATOR GENERAL REQUIREMENTS**Plant - General**

- ✓ Must be compliant with EC Machinery Directive 2006/42/EC and supplied with a declaration of conformity
- ✓ Evidence of Pre-hire inspection
- ✓ Evidence of regular inspection plus “next service and or inspection due” date sticker
- ✓ Operator instructions manual including load charts must be with the machine
- ✓ All safety decals in place and legible

Operator - General

- ✓ Attend full induction prior to starting work
- ✓ Be briefed on the site-specific Plant, Vehicle and People Management Plan (PVPMP) and check for overhead obstructions and hazards
- ✓ Be signed onto the appropriate Safe System of Work documentation for the task
- ✓ Complete Pre-Use check sheet/e-inspection
- ✓ Comply with Inspection and Defect Reporting System
- ✓ Have a competency assessment prior to being put to work – be familiar with machine
- ✓ Report all unsafe conditions
- ✓ Abide by specific BB Company policies, procedures and permits
- ✓ Always operate/use the equipment in accordance with manufacturer’s instructions / recommendations

For any clarification or more information regarding this type of equipment please contact

The Service Centre of Excellence on 0114 232 9760

BARGE (WITH OR WITHOUT WINCHES)

Typical Illustration

Core requirements

A flat-bottomed boat, built mainly for river and canal transportation of heavy goods. Either self-propelled or towed or pushed by tugs or towed by other craft.

Environmental requirements

Engine must comply with the Balfour Beatty Emissions Requirements as stated in the UK Reference Material ENV-RM-0011a

MANDATORY REQUIREMENTS

Plant Specific

- ✓ Vessel to be licensed by an approved authority with respect to the area of operation.
- ✓ Vessels name to be displayed on barge.
- ✓ Vessel has been surveyed out of the water within the last 5 years.
- ✓ Vessel is designed to meet current stability regulations.
- ✓ Vessel is to be seaworthy.
- ✓ Vessel should have draft marks and load lines clearly visible port and starboard.
- ✓ Valid insurance for the vessel including Third Party Liability Cover.
- ✓ Sufficient number of mooring bollards fitted on deck.
- ✓ Lashing points / eye pads (lay-flat-type) of required capacity, to be welded to the deck of the vessel and tested to the appropriate test load.
- ✓ Sufficient number of warps on board.
- ✓ Life Saving Appliances for the full crew on board
- ✓ Required Navigation lights as per COLREGS.
- ✓ SSOW for all activities.
- ✓ Current test certificate for winches. (When Winches on-board)
- ✓ Winches permanently anchored to the deck of barge. (When Winches on board)
- ✓ Drip trays under diesel engines. (When Winches on board)
- ✓ Spill kit available on board. (When Winches or other mechanical equipment on board)

Plant Specific Cont....

- ✓ Fire extinguishers available on board. (When Winches on board)
- ✓ Fairleads. (When Winches on board)
- ✓ SSOW for using winches. (When Winches on board)

Operator Specific

- ✓ Must be able to demonstrate they are fit for work
- ✓ Operators must be competent and hold a valid industry recognised competence card – as per BB competency standard
- ✓ Daily / Pre start checks to be conducted
- ✓ Routine maintenance to be undertaken.
- ✓ Full site-defined PPE must be worn - loose fitting clothing should be avoided to prevent inadvertent operation of controls
- ✓ Evidence of having been briefed to the method statement, risk assessments and lift plans.

Risks

- ♥ Falling overboard and drowning
- ♥ Grounding
- ♥ Collision with other vessels or structure
- ♥ Pollution due to oil spillage
- ♥ Asphyxiation in confined spaces
- ♥ Slips trips and falls on deck
- ♥ Wire parting. (When Winches on board)
- ♥ Fire
- ♥ Entrapment with gear mechanism (When Winches on board)

Limitations of Use

- ♥ Do not use if equipment is, or appears to be damaged
- ♥ Do not operate in adverse weather and or water conditions
- ♥ Not to be used for lifting operations if operator does not have correct qualification or machine documentation is incomplete or has expired
Note: All persons preparing risk assessments involving plant are encouraged to review previous risk assessments undertaken for similar activities and safety alerts

Additional Options

- ? Fendering system around vessel.
- ? Fire extinguishers on board.
- ? Hand railing (Combisafe or similar) together with access gates / chains around perimeter of barge.
- ? Welfare facilities on board.
- ? Ladders on side of barge together with boarding / grab posts.
- ? Snatch blocks. (When Winches on board)
- ? Wire guides on deck. (When Winches on board)

(Additional Options need to be specified at the time of order and additional costs may be incurred)

Plant and Operator General Requirements overleaf

PLANT AND OPERATOR GENERAL REQUIREMENTS

Plant - General

- ✓ Must be compliant with EC Machinery Directive 2006/42/EC and supplied with a declaration of conformity
- ✓ Evidence of Pre-hire inspection
- ✓ Evidence of regular inspection plus “next service and or inspection due” date sticker
- ✓ Operator instructions manual including load charts must be with the machine
- ✓ All safety decals in place and legible

Operator - General

- ✓ Attend full induction prior to starting work
- ✓ Be briefed on the site-specific Plant, Vehicle and People Management Plan (PVPMP) and check for overhead obstructions and hazards
- ✓ Be signed onto the appropriate Safe System of Work documentation for the task
- ✓ Complete Pre-Use check sheet/e-inspection
- ✓ Comply with Inspection and Defect Reporting System
- ✓ Have a competency assessment prior to being put to work – be familiar with machine
- ✓ Report all unsafe conditions
- ✓ Abide by specific BB Company policies, procedures and permits
- ✓ Always operate/use the equipment in accordance with manufacturer’s instructions / recommendations

For any clarification or more information regarding this type of equipment please contact

The Service Centre of Excellence on 0114 232 9760

CRANE BARGE

Typical Illustration



Core requirements

A flat-bottomed boat, built mainly for river and canal transportation of heavy goods fitted with a crane. Either self-propelled, towed or pushed by towboats.

Environmental requirements

Engine must comply with the Balfour Beatty Emissions Requirements as stated in the UK Reference Material ENV-RM-0011a

MANDATORY REQUIREMENTS

Plant Specific

- ✓ Vessel to be licensed by an approved authority with respect to the area of operation
- ✓ Vessels name to be displayed on barge
- ✓ Vessel has been surveyed out of the water within the last 5 years
- ✓ Vessel is designed to meet current stability regulations
- ✓ Vessel is to be seaworthy
- ✓ Vessel should have draft marks and load lines clearly visible port and starboard
- ✓ Valid insurance for the vessel including Third Party Liability Cover
- ✓ Sufficient number of mooring bollards fitted on deck
- ✓ Lashing points / eye pads (lay-flat-type) of required capacity, to be welded to the deck of the vessel and tested to the appropriate test load
- ✓ Sufficient number of ropes on board
- ✓ Life Saving Appliances on board
- ✓ Required Navigation lights as per COLREGS
- ✓ SSOW for all activities
- ✓ Current test certificate for winches
- ✓ Winches permanently anchored to the deck
- ✓ Drip trays under diesel engines
- ✓ Spill kit available on board
- ✓ Fire extinguishers available on board
- ✓ Fairleads
- ✓ SSOW for using winches
- ✓ Biodegradable oils
- ✓ Careen test

Plant Specific Cont....

- ✓ Stability Calculations
- ✓ Letter of approval from manufacturers of hydraulic telescopic cranes

Operator Specific

- ✓ Must be able to demonstrate they are fit for work
- ✓ Operators must be competent and hold a valid industry recognised competence card – as per BB competency standard
- ✓ Routine maintenance to be undertaken.
- ✓ Full site-defined PPE must be worn - loose fitting clothing should be avoided to prevent inadvertent operation of controls

Risks

- ♥ Drowning
- ♥ Grounding
- ♥ Collision with other vessels or structure
- ♥ Pollution due to oil spillage
- ♥ Asphyxiation in confined spaces
- ♥ Slips trips and falls on deck
- ♥ Wire parting
- ♥ Fire
- ♥ Entrapment with gear mechanism of winch

Limitations of Use

- ♥ Do not operate if machine is, or appears to be damaged
- ♥ Plant and personnel segregation - no entry into exclusion zone unless signalled by operator
- ♥ SWL not to be exceeded

Note: All persons preparing risk assessments involving plant are encouraged to review previous risk assessments undertaken for similar activities and safety alerts

Additional Options

- ? Fendering system around vessel.
- ? Fire extinguishers on board.
- ? Hand railing (Combisafe or similar) together with access gates / chains around perimeter of barge.
- ? Welfare facilities on board
- ? Ladders on side of barge together with boarding / grab posts
- ? Snatch blocks. (When Winches on board)
- ? Wire guides on deck. (When Winches on board)

(Additional Options need to be specified at the time of order and additional costs may be incurred)

Plant and Operator General Requirements overleaf

PLANT AND OPERATOR GENERAL REQUIREMENTS

Plant - General

- ✓ Must be compliant with EC Machinery Directive 2006/42/EC and supplied with a declaration of conformity
- ✓ Evidence of Pre-hire inspection
- ✓ Evidence of regular inspection plus “next service and or inspection due” date sticker
- ✓ Operator instructions manual including load charts must be with the machine
- ✓ All safety decals in place and legible

Operator - General

- ✓ Attend full induction prior to starting work
- ✓ Be briefed on the site-specific Plant, Vehicle and People Management Plan (PVPMP) and check for overhead obstructions and hazards
- ✓ Be signed onto the appropriate Safe System of Work documentation for the task
- ✓ Complete Pre-Use check sheet/e-inspection
- ✓ Comply with Inspection and Defect Reporting System
- ✓ Have a competency assessment prior to being put to work – be familiar with machine
- ✓ Report all unsafe conditions
- ✓ Abide by specific BB Company policies, procedures and permits
- ✓ Always operate/use the equipment in accordance with manufacturer’s instructions / recommendations

For any clarification or more information regarding this type of equipment please contact

The Service Centre of Excellence on 0114 232 9760

MULTICAT VESSEL

Typical Illustration



Core requirements

A multi-purpose work vessel in the offshore industry which is built with a simple rectangular pontoon hull and a long open foredeck resembling a small pusher tug; its shallow draught is suitable for marine construction and harbour work.

MANDATORY REQUIREMENTS

Plant Specific

- ✓ Vessel to be licensed by an approved authority with respect to the area of operation
- ✓ Vessels name and port of register clearly displayed on stern and vessels head
- ✓ Vessel has been surveyed out of the water within the last 5 years
- ✓ Vessel is designed to meet current stability regulations
- ✓ Vessel is to be seaworthy
- ✓ Clear visibility astern from bridge
- ✓ Vessel should have draft marks and load lines clearly visible port and starboard
- ✓ Valid insurance for the vessel including Third Party Liability Cover
- ✓ Anchor and suitable amount of chain for area of operation
- ✓ Lashing points / eye pads (lay-flat-type) of required capacity, to be welded to the deck of the vessel and tested to the appropriate test load
- ✓ Vessel must hold an Ofcom marine fixed VHF radio set and licence and appropriate navigation and safety equipment to SOLAS standards
- ✓ Required Life Saving Appliances on board for ships complement
- ✓ Appropriate number and type of Fire Extinguishers on board for the size of vessel
- ✓ Required Navigation lights as per COLREGS
- ✓ VHF Communication system
- ✓ Appropriate navigation equipment
- ✓ Hydraulic crane certified and tested taking into account vessels stability when carrying loads
- ✓ Deck is strengthened to take expected loads in correlation with the vessels load line
- ✓ Sound signals and day marks

Plant Specific Cont....

- ✓ Main and emergency steering system fitted and regularly tested, steering system should be so designed to give the required turning rates as per the current regulations
- ✓ Bilge pumping and alarm system sounding on the bridge
- ✓ Main engine should have sufficient horse power for the required vessel with remote alarm system
- ✓ Fendering system around vessel
- ✓ Hand railing all around vessel to current standards
- ✓ First Aid equipment on board to the required standard
- ✓ AIS system consisting of a Class 'A' transponder. (when engaged in towing/pushing activities)
- ✓ Isophase control box for navigating through bridges. (Specific to the River Thames)
- ✓ SSOW for all activates
- ✓ Welfare facilities on board

Operator Specific

- ✓ Must be able to demonstrate they are fit for work
- ✓ Operators must be competent and hold a valid industry recognised competence card – as per BB competency standard
- ✓ Captain to be experienced in operating required craft, knowing limitations of the Multicat
- ✓ Required number of trained / qualified crew on board

Operator Specific Cont....

- ✓ Crew trained and familiarised on the specific vessel
- ✓ Routine maintenance to be undertaken
- ✓ Full site-defined PPE must be worn - loose fitting clothing should be avoided to prevent inadvertent operation of control

Risks

- ♥ Hazards associated with using a crane
- ♥ Fall overboard and drowning
- ♥ Grounding
- ♥ Collision with other vessels or structure
- ♥ Pollution due to oil spillage
- ♥ Fire
- ♥ Asphyxiation in confined spaces
- ♥ Slips trips and falls on deck

Limitations of Use

- ♥ Do not use if equipment is, or appears to be damaged
- ♥ Do not operate in adverse weather and or water conditions
- ♥ Not to be used for lifting operations if operator does not have correct qualification or machine documentation is incomplete or has expired

Note: All persons preparing risk assessments involving plant are encouraged to review previous risk assessments undertaken for similar activities and safety alerts

Additional Options

- ? Tow hock with remote release
- ? Capstan
- ? Winch automatically controlled from wheelhouse
- ? GPS tracking system
- ? DSC Radio System
- ? Deck communication system
- ? Radar
- ? Fresh water tanks sufficient to bunker other vessels or installations
- ? Fuel oil tanks sufficient to bunker other vessels or installations
- ? Electric power suitable to operate portable machinery on deck

(Additional Options need to be specified at the time of order and additional costs may be incurred)

Plant and Operator General Requirements overleaf

PLANT AND OPERATOR GENERAL REQUIREMENTS

Plant - General

- ✓ Must be compliant with EC Machinery Directive 2006/42/EC and supplied with a declaration of conformity
- ✓ Evidence of Pre-hire inspection
- ✓ Evidence of regular inspection plus “next service and or inspection due” date sticker
- ✓ Operator instructions manual including load charts must be with the machine
- ✓ All safety decals in place and legible

Operator - General

- ✓ Attend full induction prior to starting work
- ✓ Be briefed on the site-specific Plant, Vehicle and People Management Plan (PVPMP) and check for overhead obstructions and hazards
- ✓ Be signed onto the appropriate Safe System of Work documentation for the task
- ✓ Complete Pre-Use check sheet/e-inspection
- ✓ Comply with Inspection and Defect Reporting System
- ✓ Have a competency assessment prior to being put to work – be familiar with machine
- ✓ Report all unsafe conditions
- ✓ Abide by specific BB Company policies, procedures and permits
- ✓ Always operate/use the equipment in accordance with manufacturer’s instructions / recommendations

For any clarification or more information regarding this type of equipment please contact

The Service Centre of Excellence on 0114 232 9760

SAFETY BOAT

Typical Illustration



Core requirements

An accompanying boat providing support in case of emergency.

MANDATORY REQUIREMENTS

Plant Specific

- ✓ Vessel to be licensed by an approved authority with respect to the area of operation
- ✓ Vessels name and port of register clearly displayed on stern and vessels head
- ✓ Vessel has been surveyed out of the water within the last 5 years
- ✓ Vessel is designed to meet current stability regulations
- ✓ Vessel is to be seaworthy
- ✓ Vessel should have draft marks and load lines clearly visible port and starboard
- ✓ Visibility astern from bridge
- ✓ Valid insurance for the vessel including Third Party Liability Cover
- ✓ Anchor and suitable amount of chain for area of operation
- ✓ Vessel must hold an Ofcom marine fixed VHF licence
- ✓ Required Life Saving Appliances on board for vessels complement
- ✓ Appropriate number and type of Fire Extinguishers on board for the size of vessel
- ✓ Required Navigation lights as per COLREGS
- ✓ Bilge pumping and alarm system sounding on the bridge
- ✓ Main engine should have sufficient horse power for the required vessel with remote alarm system.
- ✓ First Aid equipment on board to the required standard
- ✓ SSOW for all activities

Operator Specific

- ✓ Must be able to demonstrate they are fit for work
- ✓ Operators must be competent and hold a valid industry recognised competence card – as per BB competency standard
- ✓ Must have a current relevant driving licence if driving on the public highway
- ✓ Evidence of familiarisation training for type of crane to be operated
- ✓ Must comply with the requirements of the site lift plan
- ✓ Must know the weights of the loads before lifting
- ✓ Competent to check Rated Capacity Indicator
- ✓ Assess operator on communication skills, language, hand signals and radio use
- ✓ Full site-defined PPE must be worn - loose fitting clothing should be avoided to prevent inadvertent operation of controls

Risks

- ♥ Hazards associated with using a crane
- ♥ Drowning
- ♥ Grounding
- ♥ Collision with other vessels or structure
- ♥ Pollution due to oil spillage
- ♥ Fire
- ♥ Asphyxiation in confined spaces
- ♥ Slips trips and falls on deck

Limitations of Use

♥ Do not use if equipment is, or appears to be damaged

Note: All persons preparing risk assessments involving plant are encouraged to review previous risk assessments undertaken for similar activities and safety alerts

Additional Options

Fendering system around vessel

- ? Welfare facilities onboard
- ? AIS system consisting of a Class 'A' transponder
- ? Bow Thruster
- ? GPS tracking system
- ? DSC Radio System
- ? Deck communication system
- ? Radar
- ? Davit Arm
- ? Jason's Cradle
- ? MOB Ladder

(Additional Options need to be specified at the time of order and additional costs may be incurred)

Plant and Operator General Requirements overleaf

PLANT AND OPERATOR GENERAL REQUIREMENTS

Plant - General

- ✓ Must be compliant with EC Machinery Directive 2006/42/EC and supplied with a declaration of conformity
- ✓ Evidence of Pre-hire inspection
- ✓ Evidence of regular inspection plus “next service and or inspection due” date sticker
- ✓ Operator instructions manual including load charts must be with the machine
- ✓ All safety decals in place and legible

Operator - General

- ✓ Attend full induction prior to starting work
- ✓ Be briefed on the site-specific Plant, Vehicle and People Management Plan (PVPMP) and check for overhead obstructions and hazards
- ✓ Be signed onto the appropriate Safe System of Work documentation for the task
- ✓ Complete Pre-Use check sheet/e-inspection
- ✓ Comply with Inspection and Defect Reporting System
- ✓ Have a competency assessment prior to being put to work – be familiar with machine
- ✓ Report all unsafe conditions
- ✓ Abide by specific BB Company policies, procedures and permits
- ✓ Always operate/use the equipment in accordance with manufacturer’s instructions / recommendations

For any clarification or more information regarding this type of equipment please contact

The Service Centre of Excellence on 0114 232 9760

INSHORE TOWING VESSEL

Typical Illustration



Core requirements

A Tractor tug of type – ASD, ATD, VST (Voith) or Conventional (Fixed Nozzle), that is extremely maneuverable and is principally used for ship / barge docking operations.

MANDATORY REQUIREMENTS

Plant Specific

- ✓ Vessel to be licensed by an approved authority with respect to the area of operation
- ✓ Vessels name and port of register clearly displayed on stern and vessels head
- ✓ Vessel has been surveyed out of the water within the last 5 years
- ✓ Vessel is designed to meet current stability regulations
- ✓ Vessel is to be seaworthy
- ✓ Visibility astern from bridge
- ✓ Vessel should have draft marks and load lines clearly visible port and starboard
- ✓ Valid insurance for the vessel including Third Party Liability Cover
- ✓ Anchor and suitable amount of chain for area of operation
- ✓ Vessel must hold an Ofcom marine fixed VHF licence
- ✓ Required Life Saving Appliances on board for ships complement
- ✓ Appropriate number and type of Fire Extinguishers on board for the size of vessel
- ✓ Certified tow lines on board Vessel has either dedicated H post or towing hock
- ✓ Required Navigation lights as per COLREGS
- ✓ VHF Communication system
- ✓ Sound signals
- ✓ Main and emergency steering system fitted and regularly tested, steering system should be so designed to give the required turning rates as per the current regulations
- ✓ Bilge pumping and alarm system sounding on the bridge

Plant Specific Cont....

- ✓ Main engine should have sufficient horse power for the required vessel with remote alarm system

Operator Specific

- ✓ Must be able to demonstrate they are fit for work
- ✓ Operators must be competent and hold a valid industry recognised competence card – as per BB competency standard
- ✓ Captain to be experienced in towing required craft, knowing limitations of the tug
- ✓ Required number of trained / qualified crew on board
- ✓ Crew trained and familiarised on the specific vessel
- ✓ Routine maintenance to be undertaken
- ✓ Full site-defined PPE must be worn - loose fitting clothing should be avoided to prevent inadvertent operation of control

Risks

- ♥ Tow line breaking
- ♥ Drowning
- ♥ Grounding
- ♥ Collision with other vessels or structure
- ♥ Pollution due to oil spillage
- ♥ Fire
- ♥ Asphyxiation in confined spaces
- ♥ Slips trips and falls on deck

Limitations of Use

- ♥ Do not use if equipment is, or appears to be damaged

Note: All persons preparing risk assessments involving plant are encouraged to review previous risk assessments undertaken for similar activities and safety alerts

Additional Options

- ? Tow hock with remote release
- ? Pushing winches automatically controlled from wheelhouse
- ? Stern winch automatically controlled from wheelhouse

(Additional Options need to be specified at the time of order and additional costs may be incurred)

Plant and Operator General Requirements overleaf

PLANT AND OPERATOR GENERAL REQUIREMENTS

Plant - General

- ✓ Must be compliant with EC Machinery Directive 2006/42/EC and supplied with a declaration of conformity
- ✓ Evidence of Pre-hire inspection
- ✓ Evidence of regular inspection plus “next service and or inspection due” date sticker
- ✓ Operator instructions manual including load charts must be with the machine
- ✓ All safety decals in place and legible

Operator - General

- ✓ Attend full induction prior to starting work
- ✓ Be briefed on the site-specific Plant, Vehicle and People Management Plan (PVPMP) and check for overhead obstructions and hazards
- ✓ Be signed onto the appropriate Safe System of Work documentation for the task
- ✓ Complete Pre-Use check sheet/e-inspection
- ✓ Comply with Inspection and Defect Reporting System
- ✓ Have a competency assessment prior to being put to work – be familiar with machine
- ✓ Report all unsafe conditions
- ✓ Abide by specific BB Company policies, procedures and permits
- ✓ Always operate/use the equipment in accordance with manufacturer’s instructions / recommendations

For any clarification or more information regarding this type of equipment please contact

The Service Centre of Excellence on 0114 232 9760

WORK BOAT

Typical Illustration



Core requirements

A boat used for carrying out various kinds of activities or transporting freight.

MANDATORY REQUIREMENTS

Plant Specific

- ✓ Vessel to be licensed by an approved authority with respect to the area of operation
- ✓ Vessels name and port of register clearly displayed on stern and vessels head
- ✓ Vessel has been surveyed out of the water within the last 5 years
- ✓ Vessel is designed to meet current stability regulations
- ✓ Vessel is to be seaworthy
- ✓ Vessel should have draft marks and load lines clearly visible port and starboard
- ✓ Visibility astern from bridge
- ✓ Valid insurance for the vessel including Third Party Liability Cover
- ✓ Anchor and suitable amount of chain for area of operation
- ✓ Vessel must hold an Ofcom marine fixed VHF licence
- ✓ Required Life Saving Appliances on board for vessels complement
- ✓ Appropriate number and type of Fire Extinguishers on board for the size of vessel
- ✓ Required Navigation lights as per COLREGS
- ✓ VHF Communication system
- ✓ Steering system fitted and regularly tested; steering system should be so designed to give the required turning rates as per the current regulations
- ✓ Sound signals
 - ✓ Bilge pumping and alarm system sounding on the bridge
 - ✓ Main engine should have sufficient horse power for the required vessel with remote alarm system
 - ✓ First Aid equipment on board to the required standard
 - ✓ SSOW for all activities

Operator Specific

- ✓ Must be able to demonstrate they are fit for work
- ✓ Operators must be competent and hold a valid industry recognised competence card – as per BB competency standard
- ✓ Skipper to hold BML license - appropriate to the vessel and the area of operation
- ✓ Skipper to be experienced in the vessel
- ✓ Required number of trained / qualified crew on board
- ✓ Crew trained and familiarised on the specific vessel
- ✓ Routine maintenance to be undertaken
- ✓ Full site-defined PPE must be worn - loose fitting clothing should be avoided to prevent inadvertent operation of controls

Risks

- ♥ Drowning
- ♥ Grounding
- ♥ Collision with other vessels or structure
- ♥ Pollution due to oil spillage
- ♥ Fire
- ♥ Asphyxiation in confined spaces
- ♥ Slips trips and falls on deck

Limitations of Use

- ♥ Do not use if equipment is, or appears to be damaged

Note: All persons preparing risk assessments involving plant are encouraged to review previous risk assessments undertaken for similar activities and safety alerts

Additional Options

- ? Fendering system around vessel
- ? Welfare facilities on board
- ? AIS system consisting of a Class 'A' transponder
- ? Bow Thruster
- ? GPS tracking system
- ? DSC Radio System
- ? Deck communication system
- ? Radar

(Additional Options need to be specified at the time of order and additional costs may be incurred)

Plant and Operator General Requirements overleaf

PLANT AND OPERATOR GENERAL REQUIREMENTS

Plant - General

- ✓ Must be compliant with EC Machinery Directive 2006/42/EC and supplied with a declaration of conformity
- ✓ Evidence of Pre-hire inspection
- ✓ Evidence of regular inspection plus “next service and or inspection due” date sticker
- ✓ Operator instructions manual including load charts must be with the machine
- ✓ All safety decals in place and legible

Operator - General

- ✓ Attend full induction prior to starting work
- ✓ Be briefed on the site-specific Plant, Vehicle and People Management Plan (PVPMP) and check for overhead obstructions and hazards
- ✓ Be signed onto the appropriate Safe System of Work documentation for the task
- ✓ Complete Pre-Use check sheet/e-inspection
- ✓ Comply with Inspection and Defect Reporting System
- ✓ Have a competency assessment prior to being put to work – be familiar with machine
- ✓ Report all unsafe conditions
- ✓ Abide by specific BB Company policies, procedures and permits
- ✓ Always operate/use the equipment in accordance with manufacturer’s instructions / recommendations

For any clarification or more information regarding this type of equipment please contact

The Service Centre of Excellence on 0114 232 9760

SECURITY STORE

Typical Illustration

Core requirements

10', 16' or 24' Security store of steel construction, without external windows, with high security internal lockable doors.

MANDATORY REQUIREMENTS

Plant Specific

- ✓ BB Corporate colours & signage (10 days' notice required)
- ✓ Wood floor
- ✓ Door stay mechanism
- ✓ Mortise door lock (internal mechanism) & 2 keys
- ✓ Low level lifting points
- ✓ Forklift pockets

Operator Specific

- ✓ Ensure adequate lift plan is in place if being lifted into position

Risks

- ♥ Unloading & loading onto vehicle – ensure adequate lift plan is in place
- ♥ Manual handling – heavy doors
- ♥ Slips, trips & falls – possibly no internal lighting

Limitations of Use

- ♥ Not to be sited on uneven ground
- ♥ Not to be stacked

Additional Options

- ? Internal lighting & electrics
- ? 60/40 split office configuration
- ? Internally lined
- ? Internal door closure
- ? Internal racking
- ? Internal racking with specified SWL
- ? Internal CCTV
- ? Spill kits where liquids are stored

(Additional Options need to be specified at the time of order and additional costs may be incurred)

Note: All persons preparing risk assessments involving plant are encouraged to review previous risk assessments undertaken for similar activities and safety alerts

Plant and Operator General Requirements below

PLANT AND OPERATOR GENERAL REQUIREMENTS

Plant - General

- ✓ Evidence of Pre-hire inspection
- ✓ All safety decals in place and legible

Operator - General

- ✓ Complete Pre-Use check sheet/e-inspection
- ✓ Comply with Inspection and Defect Reporting System
- ✓ Report all unsafe conditions
- ✓ Abide by specific BB Company policies, procedures and permits

For any clarification or more information on this type of equipment please contact
The Service Centre of Excellence on 0114 232 9760

CONCRETE EXTRUSION MACHINE

Typical Illustration



Core requirements

Diesel powered concrete slip form paving machine primarily to form concrete drainage and stepped central highway barriers.

Environmental requirements

Engine must comply with the Balfour Beatty Emissions Requirements as stated in the UK Reference Material ENV-RM-0011a

MANDATORY REQUIREMENTS

Plant Specific

- ✓ 12 month thorough examination certificate
- ✓ Travel movement alarm to be fitted working and audible
- ✓ Mirrors/CCTV to satisfy 1m high at 1m distance 360° visibility criteria
- ✓ Audible reversing alarm
- ✓ Isolation switch with key
- ✓ Emergency stop button
- ✓ Safe access for refuelling, maintenance and to any place where accessories stored
- ✓ 'Elephant ears' rubber guards fitted to sides of concrete feeder hopper
- ✓ Fixed guards on horizontal auger incorporating isolation switches to immobilise auger when guards are removed
- ✓ Flashing amber beacons - front & rear at a height not to interfere with driver visibility
- ✓ Storage facilities for hand tools and lubricants etc
- ✓ Podium steps for access to inclined auger access steps & to be included in check sheet
- ✓ Access platform around horizontal auger to access front of auger for cleaning & maintenance complete with guard rail
- ✓ Pressure washer for cleaning off
- ✓ Guard rails around mould platform & driving platform (not chains)
- ✓ Rubber track bumper guards
- ✓ Working platforms to be kept clear of debris and litter
- ✓ Fixed access ladder to mould & driving platforms
- ✓ Exclusion zone between tracks and adjacent to structures
- ✓ Fixed hinged guards (4#) to inclined auger

Plant Specific Cont....

- ✓ Fixed hinged guard & access steps across concrete feeder hopper
- ✓ Handrail to sides of inclined auger to facilitate use of access steps
- ✓ Adequate working lights

Operator Specific

- ✓ Must be able to demonstrate they are fit for work
- ✓ Full site-defined PPE must be worn - loose fitting clothing should be avoided to prevent inadvertent operation of controls
- ✓ Engine/power must be turned off if approached by others and keys removed from the ignition before leaving the cab unattended for any reason
- ✓ Must be suitably trained and competent in the use of this type of equipment
- ✓ Operator to mount and dismount machine using fixed access arrangements and always facing the machine using 3 points of contact
- ✓ Evidence of appropriate training for slip form pavers
- ✓ Record of familiarisation training for particular machine
- ✓ Ensure Fire extinguisher available at work location

Risks

- ♥ Ground conditions/underground services – ensure the ground is capable of withstanding the imposed track loadings
- ♥ Loading/unloading & fitting of moulds
- ♥ Manual handling – heavy equipment
- ♥ Working adjacent to live traffic

Limitations of Use

- ♥ Do not use if equipment is, or appears to be damaged
- ♥ No entry into exclusion zone unless signalled by the operator
- ♥ Controls should be secured so that unauthorised operation is effectively prevented when the machine is not in use

Note: All persons preparing risk assessments involving plant are encouraged to review previous risk assessments undertaken for similar activities and safety alerts

Additional Options

- ? Camera to be fitted to cathead to give operator clear view of load when blind lifting Tracker unit
- ? Independent isolation system
- ? Locking caps/covers to fuel and all other tanks
- ? Hydraulic rams on engine compartment covers to prevent slamming
- ? 2 way radio communication system
- ? CCTV/Proximity sensor system
- ? Training records to be developed to show course contents
- ? Guards on conveyors
- ? Adjusting compensation plate
- ? GPS guidance system

(Additional Options need to be specified at the time of order and additional costs may be incurred)

Plant and Operator General Requirements overleaf

PLANT AND OPERATOR GENERAL REQUIREMENTS

Plant - General

- ✓ Must be compliant with EC Machinery Directive 2006/42/EC and supplied with a declaration of conformity
- ✓ Evidence of Pre-hire inspection
- ✓ Evidence of regular inspection plus “next service and or inspection due” date sticker
- ✓ Operator instructions must be with the machine
- ✓ All safety decals in place and legible

Operator - General

- ✓ Attend full induction prior to starting work
- ✓ Be briefed on the site-specific Plant, Vehicle and People Management Plan (PVPMP) and check for overhead obstructions and hazards
- ✓ Be signed onto the appropriate Safe System of Work documentation for the task
- ✓ Complete Pre-Use check sheet/e-inspection
- ✓ Comply with Inspection and Defect Reporting System
- ✓ Have a competency assessment prior to being put to work – be familiar with machine
- ✓ Report all unsafe conditions
- ✓ Abide by specific BB Company policies, procedures and permits
- ✓ Always operate/use the equipment in accordance with manufacturer’s instructions / recommendations

For any clarification or more information regarding this type of equipment please contact

The Service Centre of Excellence on 0114 232 9760

Typical Illustration



CRUSHER

Core requirements

Self-contained diesel powered mobile crushing plant with an output of up to 100 tonnes per hour.

Environmental requirements

Engine must comply with the Balfour Beatty Emissions Requirements as stated on page 7 of the UK Plant Specifications Booklet and Reference Material ENV-RM-0011a

MANDATORY REQUIREMENTS

Plant Specific

- ✓ Operating control functions clearly marked
- ✓ Remote control capability
- ✓ Isolation switch with key
- ✓ Safe access for refuelling, maintenance and to any place where accessories stored
- ✓ All moving parts to be adequately guarded
- ✓ Main control panel lockable by multi locking arrangements to facilitate safe maintenance
- ✓ Emergency stop controls to be available at various locations around the machine
- ✓ Trip wire required along the conveyor at any sections not fully guarded
- ✓ Steps and handles painted high visibility yellow ensuring 3 points of contact is achievable
- ✓ Guards to be fitted with interlock switches to prevent operation with guards removed
- ✓ Ramp to loading hopper to be effectively bunded
- ✓ Working platform on machine for maintenance and inspection to be in good order with edge protection intact
- ✓ Procedure for clearing blockages from the hopper which does not require a person to enter the hopper to be in place
- ✓ Water bar fitted and operational

Operator Specific

- ✓ Must be able to demonstrate they are fit for work
- ✓ Operators must be competent and hold a valid industry recognised competence card – as per BB competency standard

Operator Specific Cont....

- ✓ Full site-defined PPE must be worn - loose fitting clothing should be avoided to prevent inadvertent operation of controls
- ✓ Engine/power must be turned off if approached by others and keys removed from the ignition before leaving the cab unattended for any reason
- ✓ Shall stop work if any unauthorised/unsupervised personnel enter their immediate work area
- ✓ Operator to mount and dismount machine using fixed access arrangements and always facing the machine using 3 points of contact
- ✓ Physical exclusion, e.g. 2m high HERAS® panels to be erected around the crushing area
- ✓ No access to crusher when operational
- ✓ Clear lines of communication and hierarchical controls in place for interfaced activities e.g. drilling and blasting in a quarry environment.
- ✓ Ensure proper means of communication are available for emergency situations e.g. phones, radios etc. N.B. Crushing operations are often carried out in remote locations - quarries, borrow pits etc.

If Remote Control:

- ✓ Specific Emergency Recovery / Rescue Procedures must be established and effectively communicated prior to works commencing

Note: Crusher operation is often carried out by machine operator, wheeled loader or excavator operator all of whom will be required to be in possession of the relevant competency for that machine

Note: All persons preparing risk assessments involving plant are encouraged to review previous risk assessments undertaken for similar activities and safety alerts

Risks

- ♥ Clear signage in place
- ♥ Noise – exclusion zones to take account of noise action levels
- ♥ Vibration
- ♥ Extended exclusion zone required when magnet ejector in use e.g. crushing demolition waste
- ♥ Operator to have access to an elevated viewing position e.g. seat of loading machine to assess from a place of safety, any blockage to the jaws.
- ♥ Risk from ejected material
- ♥ Clear any accumulated waste from platforms and area around the machine before carrying out maintenance/blockage clearance operation

Limitations of Use

- ♥ Do not use if equipment is, or appears to be damaged
- ♥ No personnel on the ground within the exclusion zone when crusher operational or loading machines working
- ♥ Maintain material stockpiles at manageable heights and restrict pedestrian access
- ♥ Maintain berms on loading ramps to prevent loading machine from driving/sliding down ramp.
- ♥ Controls should be secured so that unauthorised operation is effectively prevented when the machine is not in use

Additional Options

- ? Travel movement alarm
- ? Hydraulic rams on engine compartment covers to prevent slamming
- ? Water mist dust suppression rather than directional jets
- ? Dust – suppression kit available to damp down stockpiles or roadways in addition to arrangements on plant
- ? Breaker/pecker mounted on machine to deal with hopper blockages, operated remotely

(Additional Options need to be specified at the time of order and additional costs may be incurred)

Plant and Operator General Requirements overleaf

PLANT AND OPERATOR GENERAL REQUIREMENTS

Plant - General

- ✓ Must be compliant with EC Machinery Directive 2006/42/EC and supplied with a declaration of conformity
- ✓ Evidence of Pre-hire inspection
- ✓ Evidence of regular inspection plus “next service and or inspection due” date sticker
- ✓ Operator instructions must be with the machine
- ✓ All safety decals in place and legible

Operator - General

- ✓ Attend full induction prior to starting work
- ✓ Be briefed on the site-specific Plant, Vehicle and People Management Plan (PVPMP) and check for overhead obstructions and hazards
- ✓ Be signed onto the appropriate Safe System of Work documentation for the task
- ✓ Complete Pre-Use check sheet/e-inspection
- ✓ Comply with Inspection and Defect Reporting System
- ✓ Have a competency assessment prior to being put to work – be familiar with machine
- ✓ Report all unsafe conditions
- ✓ Abide by specific BB Company policies, procedures and permits
- ✓ Always operate/use the equipment in accordance with manufacturer’s instructions / recommendations

For any clarification or more information regarding this type of equipment please contact

The Service Centre of Excellence on 0114 232 9760

OVERHEAD TRAVELLING GANTRY CRANE

Typical Illustration



Core requirements

Fixed installation of overhead travelling gantry crane for a variety of uses as defined by Balfour Beatty.

Suitable surveys to be carried out by installation company to ensure lifting capacities are met and suitability of installations.

MANDATORY REQUIREMENTS

Plant Specific

- ✓ 12 month thorough examination certificate
- ✓ 6 month thorough examination certificate for all accessories and attachments
- ✓ SWL to be clearly marked
- ✓ Travel movement alarm to be fitted working and audible
- ✓ Flashing amber beacon
- ✓ Crane hook must be fitted with a safety catch
- ✓ 5 yearly electrical test and thorough examination must be carried out on the installation
- ✓ Busbars or live conductors must be positioned in such a way that people or equipment cannot come into contact with them
- ✓ Electrical wiring must be installed in such a way to prevent damage or potential trip hazard
- ✓ Over-hoist and over-lowering devices must be fitted
- ✓ Double rail end stops must be supplied and fitted and include rubber guards
- ✓ Operating controls must include a red 'E' stop button and be clearly labelled
- ✓ Gantry cranes should have two operating speeds. Creep speed and full speed must be provided for hoist, lower, long travel and short travel
- ✓ Automatic creep speed operates when the crane approaches the end stops for both short and long travel

Plant Specific Cont....

- ✓ Safe access to high level equipment/controls
- ✓ Approved secondary control if primary control fails (Not on Gantry)

Operator Specific

- ✓ Must be able to demonstrate they are fit for work
- ✓ Operators must be competent and hold a valid industry recognised competence card – as per BB competency standard
- ✓ Full site-defined PPE must be worn - loose fitting clothing should be avoided to prevent inadvertent operation of controls
- ✓ Shall, prior to recruitment, pass a company Alcohol and Drugs Test
- ✓ Safely operate the hook block to prevent excessive swing of the load during movement
- ✓ Operate the rig to prevent excessive swing of the load during movement
- ✓ Must know the weights of the loads before lifting
- ✓ Must comply with the requirements of the site lift plan
- ✓ Ensure where possible the travel path is clear before travelling the crane
- ✓ Ensure the travel path is clear before travelling the crane
- ✓ Loads must never be left suspended with crane unattended

Operator Specific Cont....

- ✓ Must have had Familiarisation Training of the OHTC by the Manufacturer/Accredited Training Organisation.
- ✓ Must undertake a functional test of the OHTC before carrying out lifting operations – Pre Use Check

Man Riding Requirements

- ✓ Plant – Man riding requirements – refer to BS7121-5:2006 for further guidance
- ✓ Current 6 monthly LOLER thorough examination certificate for the crane
- ✓ Ability to restrict the working speed of all crane functions to 0.5m/s
- ✓ Control levers return to neutral automatically when released
- ✓ SWL of crane configuration in use is at least twice the rated capacity of the carrier
- ✓ Power lowering facility fitted to crane. If not, free-fall capability must be locked out
- ✓ Load bearing hydraulic cylinders fitted with check valves
- ✓ Carrier hoisting & lowering ropes minimum diameter of 8mm
- ✓ Hook fitted with safety catch
- ✓ Crane fitted with anemometer or other device to monitor in service wind speeds

If Remote Control:

- ✓ Specific Emergency Recovery / Rescue Procedures must be established and effectively communicated prior to works commencing

Risks

- ♥ Sufficient space not provided for operatives to move between loads in the storage area
- ♥ Entrapment due to operative working in close proximity to the load
- ♥ Operative struck by a swinging load
- ♥ Operative lowers the load on to his/her feet

Risks Cont....

- ♥ Vehicle collision with crane hook block
- ♥ Vehicle height restriction under gantry
- ♥ Pedestrian trips and slips on floor mounted rails
- ♥ Contact with other loads in restricted areas
- ♥ Lifting equipment or accessory failure
- ♥ Failure of over-hoist limiter
- ♥ Failure of creep speed travel interlocks
- ♥ Failure of rail end stops
- ♥ High wind speeds for outdoor cranes

Limitations of Use

- ♥ Do not use crane being while being repaired
- ♥ Do not Lift or manoeuvring loads over other workers or pedestrian areas
- ♥ Do not overload, shock load or side load overhead travelling cranes
- ♥ Do not attempt to drag loads along the ground.
- ♥ Do not allow persons to pass under suspended loads
- ♥ Do not place ladders or climb on overhead travelling cranes

Note: All persons preparing risk assessments involving plant are encouraged to review previous risk assessments undertaken for similar activities and safety alerts

Additional Options

- ? An automatic safe load indicator or load cell installed to warn of potential overload
- ? Task lighting fitted to the short travel beam or winch trolley (Additional Options need to be specified at the time of order and additional costs may be incurred)
- ? If pedestrian operated; hand held radio controls are preferred over pendant controls
- ? Pedestrian footpaths and storage areas/bays should be clearly visible
- ? If working outdoor, a wind speed alarm or anemometer could be supplied

Plant and Operator General Requirements overleaf

PLANT AND OPERATOR GENERAL REQUIREMENTS**Plant - General**

- ✓ Must be compliant with EC Machinery Directive 2006/42/EC and supplied with a declaration of conformity
- ✓ Evidence of Pre-hire inspection
- ✓ Evidence of regular inspection plus “next service and or inspection due” date sticker
- ✓ Operator instructions must be with the machine
- ✓ All safety decals in place and legible

Operator - General

- ✓ Attend full induction prior to starting work
- ✓ Be briefed on the site-specific Plant, Vehicle and People Management Plan (PVPMP) and check for overhead obstructions and hazards
- ✓ Be signed onto the appropriate Safe System of Work documentation for the task
- ✓ Complete Pre-Use check sheet/e-inspection
- ✓ Comply with Inspection and Defect Reporting System
- ✓ Have a competency assessment prior to being put to work – be familiar with machine
- ✓ Report all unsafe conditions
- ✓ Abide by specific BB Company policies, procedures and permits
- ✓ Always operate/use the equipment in accordance with manufacturer’s instructions / recommendations

For any clarification or more information regarding this type of equipment please contact

The Service Centre of Excellence on 0114 232 9760

TIPPER LORRY (DELIVERIES & COLLECTIONS ONLY)

Typical Illustration

Core requirements

Tipper / Tipper Grab lorry up to 32t GVW, diesel engined, 6 or 8 wheel configuration undertaking deliveries & collection. It does not cover LCV vehicles

Environmental requirements

Engine must comply with the Balfour Beatty Emissions Requirements as stated in the UK Reference Material ENV-RM-0011a

MANDATORY REQUIREMENTS

Plant Specific

- ✓ Public Highway compliance with C&U regulations – (VED registered, working Lights, indicators, registration plate's front & rear etc.)
- ✓ When delivering into traffic controlled areas, Chapter 8 compliant beacons, reflective chevrons and 'Highway/Motorway Maintenance' signage (as appropriate) must be in use
- ✓ Current Operator licence displayed
- ✓ Current MOT plating certificate
- ✓ Mirrors (including Class V & VI)/CCTV to satisfy 1m high at 1m distance 360° visibility criteria
- ✓ Seat belts must be fitted and operational
- ✓ Audible reversing alarm
- ✓ Locking doors with key
- ✓ Cab steps and handles painted high visibility yellow ensuring 3 points of contact is achievable
- ✓ Safe access for refuelling, maintenance and to any place where accessories stored
- ✓ Where access is required at height for security & maintenance purposes, suitable system must be in place to prevent falling from height
- ✓ Tipping linkage – must have no excessive play

If fitted with a grab/crane:

- ✓ 12 month thorough examination certificate for grab/crane

Plant Specific Cont....

- ✓ 6 month thorough examination certificate on lifting accessories
- ✓ SWL to be clearly marked
- ✓ Load bearing hydraulic cylinders fitted with check valves
- ✓ Rear work lights
- ✓ Flashing lights on outrigger rams
- ✓ Boom above horizontal audible warning
- ✓ Spring assisted drop sides (if fitted)

Operator Specific

- ✓ Must have a current relevant driving licence if driving on the public highway
- ✓ Shall hold a current Driver CPC qualification
- ✓ Full site-defined PPE must be worn - loose fitting clothing should be avoided to prevent inadvertent operation of controls
- ✓ Operator to mount and dismount machine using fixed access arrangements and always facing the machine using 3 points of contact
- ✓ Seat belt must be worn (when driving)
- ✓ Engine/power must be turned off if approached by others and keys removed from the ignition before leaving the cab unattended for any reason
- ✓ Shall stop work if any unauthorised/unsupervised personnel enter their immediate work area
- ✓ Do not elevate body whilst moving
- ✓ All ancillary equipment and tools to be secured when tipping

Operator Specific Cont....

- ✓ Tailgate should be released and locked open, or completely removed, before tipping starts
- ✓ Operator must ensure that no pedestrians are in the vicinity of the machine when tipping
- ✓ All ancillary equipment and tools to be secured when tipping
- ✓ Tailgate should be released and locked open, or completely removed, before tipping starts
- ✓ Operator must ensure that no pedestrians are in the vicinity of the machine when tipping

Operator Specific Cont....

If fitted with a grab/crane:

- ✓ Operators must be competent and hold a valid industry recognised competence card – as per BB competency standard
- ✓ Outriggers must be deployed when lifting duties are being conducted (where applicable)
- ✓ Must comply with the requirements of the site lift plan
- ✓ Must know the weights of the loads before lifting

Plant and Operator General Requirements overleaf

PLANT AND OPERATOR GENERAL REQUIREMENTS

Plant - General

- ✓ Must be compliant with EC Machinery Directive 2006/42/EC and supplied with a declaration of conformity
- ✓ Evidence of Pre-hire inspection
- ✓ Evidence of regular inspection plus “next service and or inspection due” date sticker
- ✓ Operator instructions manual including load charts must be with the machine
- ✓ All safety decals in place and legible

Operator - General

- ✓ Attend full induction prior to starting work
- ✓ Be briefed on the site-specific Plant, Vehicle and People Management Plan (PVPMP) and check for overhead obstructions and hazards
- ✓ Be signed onto the appropriate Safe System of Work documentation for the task
- ✓ Complete Pre-Use check sheet/e-inspection
- ✓ Comply with Inspection and Defect Reporting System
- ✓ Have a competency assessment prior to being put to work – be familiar with machine
- ✓ Report all unsafe conditions
- ✓ Abide by specific BB Company policies, procedures and permits
- ✓ Always operate/use the equipment in accordance with manufacturer’s instructions / recommendations

For any clarification or more information regarding this type of equipment please contact

The Fleet Helpdesk on 01332 476 071

REFUELLING STATION (STATIC & TRANSIENT)

Typical Illustration



Core requirements

Site based diesel (white or red) refuelling station for large, site based plant machinery, manned or self-service, static or transient, for use by direct employed Balfour Beatty operatives, agreed JV operatives and agreed sub-contractors.

A Safe System of Work for the use of this facility must be formulated for each site and communicated to all operatives that will use it.

MANDATORY REQUIREMENTS

Plant Specific

- ✓ Adequate bunding to accommodate 110% of fuel storage or if more than 1 tank (AdBlue etc.) in the same bund, 25% of the total maximum storage capacity of all the tanks, whichever is the greatest.
- ✓ Minimum fuel delivery hose length to be 6m
- ✓ Lockable dispensing compartment
- ✓ Metered fuel delivery system
- ✓ Where refuelling operations take place outside daylight hours suitable and sufficient lighting shall be provided and must be intrinsically safe or ATEX certified if within 2m of fuel delivery point
- ✓ Spill kit/environmental protection kit to be of an appropriate size
- ✓ Dry Powder fire extinguishers as per the requirements of the Site Fire Risk Assessment

Static Refuelling Station

- ✓ Minimum separation distance between Fuel Bowser and fence 2m
- ✓ Only non-fixed lightweight fencing to be used as demarcation aids
No pedestrian walkways permitted through refuelling zone
- ✓ Exclusion zone to be identified on PVPMP and separated from walkways
- ✓ A one way system will be adopted. Where this is not practical additional risk mitigation measures will be required i.e. mirrors on the fencing, vehicle marshalling etc.

Plant Specific Cont....

- ✓ During refuelling, the entrance shall be closed off by suitable methods and signage stating "No Entry – Refuelling in Progress"
- ✓ All signs to be in place before use
- ✓ Transient Refuelling Station
- ✓ Towable Bowsers must meet the requirements of either HSF-SP-0046BD Bowser - Site Tow or HSF-SP-0046BE Bowser – Highway Tow

Operator Specific

- ✓ Machine to be parked as per manufacturers recommendations during refuelling – grounded bucket etc.
- ✓ Ensure correct fuel is contained within the refuelling tank before filling commences
- ✓ If access is required at height to refuel item, ensure adequate access arrangements are in place to prevent falls from height
- ✓ Manned Refuelling point:
 - ✓ Only enter refuelling area when nominated refuelling operative indicates it is safe to do so
 - ✓ Keys of the plant item to be refuelled to be handed to nominated refuelling operative before refuelling commences
 - ✓ Keys are then only returned once refuelling has been completed and then refuelling operative must return to a place of safety
- ✓ Self-Serve Refuelling Point:
 - ✓ Keys of the plant item to be refuelled to be removed from ignition switch before refuelling commences

Operator Specific Cont....

- ✓ Competent to deal with spills and environmental protection

Risks

- ♥ Safe and clean access for refuelling
- ♥ Overhead obstructions
- ♥ Crushing risk in slew zone
- ♥ Operational exclusion zone
- ♥ When replenishment bulk fuel is being delivered a full exclusion zone must be obtained until delivery is complete and tanker has left the vicinity

Limitations of Use

- ♥ Do not use if equipment is, or appears to be damaged
- ♥ No entry into exclusion zone unless signalled by the operator
- ♥ Do not fill machine with incorrect fuel – white or red diesel confirmation required
- ♥ No 'machine to machine' refuelling

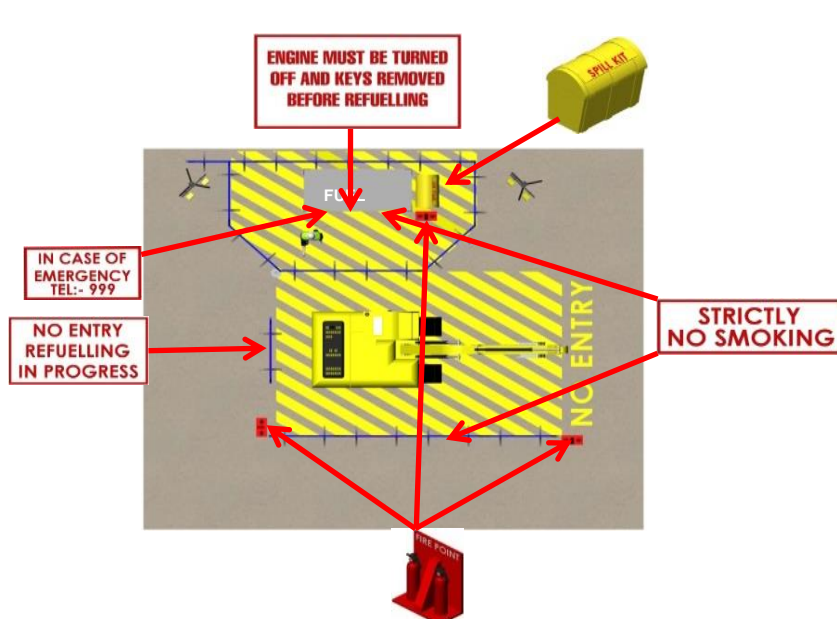
Note: All persons preparing risk assessments involving plant are encouraged to review previous risk assessments undertaken for similar activities and safety alerts

Additional Options

- ? Fuel delivery telematics system
- ? Automatic shut off nozzle
- ? 12v Electric dispensing pump
- ? Petrol / Diesel driven dispensing pump

(Additional Options need to be specified at the time of order and additional costs may be incurred)

Plant and Operator General Requirements overleaf



PLANT AND OPERATOR GENERAL REQUIREMENTS

Plant - General

- ✓ Must be compliant with EC Machinery Directive 2006/42/EC and supplied with a declaration of conformity
- ✓ Evidence of Pre-hire inspection
- ✓ Evidence of regular inspection plus “next service and or inspection due” date sticker
- ✓ Operator instructions manual including load charts must be with the machine
- ✓ All safety decals in place and legible

Operator - General

- ✓ Attend full induction prior to starting work
- ✓ Be briefed on the site-specific Plant, Vehicle and People Management Plan (PVPMP) and check for overhead obstructions and hazards
- ✓ Be signed onto the appropriate Safe System of Work documentation for the task
- ✓ Complete Pre-Use check sheet/e-inspection
- ✓ Comply with Inspection and Defect Reporting System
- ✓ Have a competency assessment prior to being put to work – be familiar with machine
- ✓ Report all unsafe conditions
- ✓ Abide by specific BB Company policies, procedures and permits
- ✓ Always operate/use the equipment in accordance with manufacturer’s instructions / recommendations

For any clarification or more information regarding this type of equipment please contact

The Service Centre of Excellence on 0114 232 9760

OTP 360° TRACKED EXCAVATOR

Typical Illustration



Core requirements

>=9t Steel or Rubber tracked 360° diesel powered excavator.

Environmental Requirements

Engine must comply with the Balfour Beatty Emissions Requirements as stated in the UK Reference Material ENV-RM-0011a

MANDATORY REQUIREMENTS

Plant Specific

- ✓ Must be fully approved to RIS-1530-PLT for Network Rail and S1173 for London Underground rail infrastructures
- ✓ Protected cab or FOPS cab structure where risk of falling objects
- ✓ Live tracking system
- ✓ Mirrors/CCTV to satisfy 1m high at 1m distance 360° visibility criteria
- ✓ Cab steps and handles painted high visibility yellow ensuring 3 points of contact is achievable
- ✓ Seat belts must be fitted and operational
- ✓ Locking doors with key
- ✓ Where access is required at height for security & maintenance purposes, suitable system must be in place to prevent falling from height
- ✓ Track direction indicator
- ✓ Buckets to be supplied with teeth as default
- ✓ Fire extinguisher on machine
- ✓ Oil spill kit
- Fire suppression system (London Underground)

Documentation:

- Annual brake test certificate
- In date infrastructure managers approvals Certification
- Lifting duty charts
- Operations manual

Plant Specific Cont....

Quick hitch:

- Must comply with HSF-RM-0046c - Safe Use of Quick Hitch Devices.
- Must be automatic double locking
- Manufacturer's operating instruction in cab

Lifting requirements:

- 12 month thorough examination certificate
- 6 month thorough examination certificate on lifting accessories
- Certified lifting points for all lifting duties
- Rated Capacity indicator
- Check valves must be fitted to boom & dipper circuits

If used under overhead cables or obstructions:

- Must be fitted with height restrictors and indication on machine

If used for Any Line Open (ALO) working:

Must be fitted with a High Performance MLD as RIS-1530-PLT.

Operator Specific

- ✓ Sentinel competence
 - Machine operator excavator
 - Crane operator Excavator Crane for lifting activities
 - Crane operator Excavator (TL) for Tandem lifting

Operator Specific Cont....

- ✓ Authority to work Card detailing machine type and attachment specific competence
- ✓ Must have a current relevant driving licence if driving on the public highway
- ✓ Ensure that buckets are carried safely at all times
- ✓ All hoses to be inspected regularly
- ✓ Full site-defined PPE must be worn - loose fitting clothing should be avoided to prevent inadvertent operation of controls
- ✓ Operator to mount and dismount machine using fixed access arrangements and always facing the machine using 3 points of contact
- ✓ Engine must be turned off if approached by others and keys removed from the ignition before leaving the cab unattended for any reason
- ✓ Shall stop work if any unauthorised/unsupervised personnel enter their exclusion zone
- ✓ Operator must not lean out of seat to view excavation
- ✓ Seat belt must be worn
- ✓ When used near overhead power lines, HSE GS6 "Avoidance of danger from overhead electric power lines" must be followed

Quick hitch:

- Be briefed on "Safe Use of Quick Hitches"
- Operator shall be trained in how to use specific quick hitch attachments
- Daily inspection checklist signed off

If used for lifting:

- A machine specific lift plan and risk assessment to be briefed and understood
- Be trained in the use of specific lifting attachments
- When using a lifting eye, a swivel hook must be used to ensure load can be manoeuvred without risk of swinging back or overloading

Risks

- ♥ Damaging underground services – *Specific BB company's policies & procedures must be adhered to before excavation operations commence.*
- ♥ Safe and clean access into cab & for refuelling
- ♥ Striking overhead obstructions/utility lines
- ♥ Crushing risk in slew zone
- ♥ Overturning due to ground/site conditions particularly when lifting operation being carried out
- ♥ Effect of weather on visibility and working/traffic surfaces
- ♥ Use of accessories – e.g. breaker
- ♥ People in operational exclusion zone
- ♥ Public interface – working alongside – consider slew restrictors

Limitations of Use

- ♥ See EAC/ECC and/or London Underground approval for infrastructure specific limitations
- ♥ Do not use if equipment is, or appears to be damaged
- ♥ Not to be used for lifting operations if operator does not have correct Sentinel qualification or machine documentation is incomplete or has expired
- ♥ No entry into exclusion zone unless signalled by Machine/Crane controller
- ♥ Do not use Zero Tail swing models on excessive slopes
- ♥ Not to be used for ALO working unless machine is approved on EAC/ECC

Note: All persons preparing risk assessments involving plant are encouraged to review previous risk assessments undertaken for similar activities and safety alerts

Additional Options

- ? Secondary control activation device
- ? Telematics system c/w geo fencing
- ? CCTV/Proximity sensor system
- ? 360° "Birdseye view" camera system
- ? Independent isolation system
- ? Cab Care System
- ? In Cab quick hitch alarm
- ? Zero Tail swing ballast/counterweight
- ? Locking caps/covers to fuel and all other tanks
- ? Bladed buckets with teeth
- ? Buckets without teeth
- ? Capability to refuel at ground level
- ? Travel movement alarm

(Additional Options need to be specified at the time of order and additional costs may be incurred)

Plant and Operator General Requirements below

PLANT AND OPERATOR GENERAL REQUIREMENTS

Plant - General

- ✓ Must be compliant with EC Machinery Directive 2006/42/EC and supplied with a declaration of conformity
- ✓ Evidence of Pre-hire inspection
- ✓ Evidence of regular inspection plus "next service and or inspection due" date sticker
- ✓ Operator instructions must be with the machine
- ✓ All safety decals in place and legible

Operator - General

- ✓ Attend full induction prior to starting work
- ✓ Be briefed on the site-specific Plant, Vehicle and People Management Plan (PVPMP) and check for overhead obstructions and hazards
- ✓ Be signed onto the appropriate Safe System of Work documentation for the task
- ✓ Complete Pre-Use check sheet/e-inspection
- ✓ Comply with Inspection and Defect Reporting System
- ✓ Have a competency assessment prior to being put to work – be familiar with machine
- ✓ Report all unsafe conditions
- ✓ Abide by specific BB Company policies, procedures and permits
- ✓ Always operate/use the equipment in accordance with manufacturer's instructions / recommendations

For any clarification or more information on this type of equipment please contact
The Plant Standards & Compliance Manager, Balfour Beatty Rail Plant on 01206 363 753

OTP 360° WHEELED EXCAVATOR

Typical Illustration



Core requirements

7t to 30t wheeled, self-propelled 360° diesel powered excavator.

Environmental Requirements

Engine must comply with the Balfour Beatty Emissions Requirements as stated in the UK Reference Material ENV-RM-0011a

MANDATORY REQUIREMENTS

Plant Specific

- ✓ Must be fully approved to relevant infrastructure managers requirements e.g. RIS-1530-PLT for Network Rail and S1173 for London Underground.
- ✓ Protected cab or FOPS cab structure where risk of falling objects
- ✓ Live tracking system
- ✓ Mirrors/CCTV to satisfy 1m high at 1m distance 360° visibility criteria
- ✓ Cab steps and handles painted high visibility yellow ensuring 3 points of contact is achievable
- ✓ Seat belts must be fitted and operational
- ✓ Locking doors with key
- ✓ Where access is required at height for security & maintenance purposes, suitable system must be in place to prevent falling from height
- ✓ Track direction indicator
- ✓ Buckets to be supplied with teeth as default
- ✓ Fire extinguisher on machine
- ✓ Oil spill kit
- ✓ Direct Wheel Braking
- ✓ Wheel nut indicators
- ✓ Labelled each side with tyre inflation pressure (unless foam filled tyres fitted)
- ✓ Fire suppression system (London Underground)
- ✓ Buckets to be supplied without teeth as default

Documentation:

- Annual brake test certificate
- In date infrastructure managers approvals Certification
- Lifting duty charts
- Operations manual

Plant Specific Cont....

Quick hitch:

- Must comply with HSF-RM-0046c - Safe Use of Quick Hitch Devices.
- Must be automatic double locking
- Manufacturer's operating instruction in cab

Lifting requirements:

- 12 month thorough examination certificate
- 6 month thorough examination certificate on lifting accessories
- Certified lifting points for all lifting duties
- Rated Capacity indicator (Lifting operations)
- Check valves must be fitted to boom & dipper circuits

If used under overhead cables or obstructions:

- Must be fitted with height restrictors and indication on machine

If used for Any Line Open (ALO) working:

- Must be fitted with a High Performance MLD as RIS-1530-PLT.

Operator Specific

- ✓ Sentinel competence
 - Machine operator excavator
 - Crane operator Excavator Crane for lifting activities
 - Crane operator Excavator (TL) for Tandem lifting
- ✓ Authority to work Card detailing machine type and attachment specific competence
- ✓ Must have a current relevant driving licence if driving on the public highway
- ✓ Ensure that buckets are carried safely at all times
- ✓ All hoses to be inspected regularly
- ✓ Full site-defined PPE must be worn - loose fitting clothing should be avoided to prevent inadvertent operation of controls
- ✓ Operator to mount and dismount machine using fixed access arrangements and always facing the machine using 3 points of contact
- ✓ Engine must be turned off if approached by others and keys removed from the ignition before leaving the cab unattended for any reason
- ✓ Shall stop work if any unauthorised/unsupervised personnel enter their exclusion zone
- ✓ Operator must not lean out of seat to view excavation
- ✓ Seat belt must be worn
- ✓ When used near overhead power lines, HSE GS6 "Avoidance of danger from overhead electric power lines" must be followed
- ✓ Must abide by the Balfour Beatty Tyre Policy

Quick hitch:

- Be briefed on "Safe Use of Quick Hitches"
- Operator shall be trained in how to use specific quick hitch attachments
- Daily inspection checklist signed off

If used for lifting:

- A machine specific lift plan and risk assessment to be briefed and understood

Operator Specific Cont....

- Be trained in the use of specific lifting attachments
- When using a lifting eye, a swivel hook must be used to ensure load can be manoeuvred without risk of swinging back or overloading

Risks

- ♥ Damaging underground services – Specific BB company's policies & procedures must be adhered to before excavation operations commence.
- ♥ Safe and clean access into cab & for refuelling
- ♥ Striking overhead obstructions/utility lines
- ♥ Crushing risk in slew zone
- ♥ Overturning due to ground/site conditions particularly when lifting operation being carried out
- ♥ Effect of weather on visibility and working/traffic surfaces
- ♥ Use of accessories – e.g. breaker
- ♥ People in operational exclusion zone
- ♥ Public interface – working alongside – consider slew restrictors

Limitations of Use

- ♥ In date infrastructure managers approvals Certification
- ♥ Do not use if equipment is, or appears to be damaged
- ♥ Not to be used for lifting operations if operator does not have correct Sentinel qualification or machine documentation is incomplete or has expired
- ♥ No entry into exclusion zone unless signalled by Machine/Crane controller
- ♥ Do not use Zero Tail swing models on excessive slopes
- ♥ Not to be used for ALO working unless machine is approved

Note: All persons preparing risk assessments involving plant are encouraged to review previous risk assessments undertaken for similar activities and safety alerts

Additional Options

- ? Secondary control activation device
- ? Telematics system c/w geo fencing
- ? CCTV/Proximity sensor system
- ? 360° "Birdseye view" camera system
- ? Independent isolation system
- ? In Cab quick hitch alarm
- ? Zero Tail swing ballast/counterweight
- ? Locking caps/covers to fuel and all other tanks
- ? Capability to refuel at ground level
- ? Travel movement alarm

(Additional Options need to be specified at the time of order and additional costs may be incurred)

Plant and Operator General Requirements below

PLANT AND OPERATOR GENERAL REQUIREMENTS

Plant - General

- ✓ Must be compliant with EC Machinery Directive 2006/42/EC and supplied with a declaration of conformity
- ✓ Evidence of Pre-hire inspection
- ✓ Evidence of regular inspection plus "next service and or inspection due" date sticker
- ✓ Operator instructions must be with the machine
- ✓ All safety decals in place and legible

Operator - General

- ✓ Attend full induction prior to starting work
- ✓ Be briefed on the site-specific Plant, Vehicle and People Management Plan (PVPMP) and check for overhead obstructions and hazards
- ✓ Be signed onto the appropriate Safe System of Work documentation for the task
- ✓ Complete Pre-Use check sheet/e-inspection
- ✓ Comply with Inspection and Defect Reporting System
- ✓ Have a competency assessment prior to being put to work – be familiar with machine
- ✓ Report all unsafe conditions
- ✓ Abide by specific BB Company policies, procedures and permits
- ✓ Always operate/use the equipment in accordance with manufacturer's instructions / recommendations

For any clarification or more information on this type of equipment please contact

The Engineering Standards & Compliance Manager, Balfour Beatty Rail Plant on 07967 669661

OTP TRACKED DOZER

Typical Illustration



Core requirements

Tracked dozer, diesel powered, from 8t – 50t

Environmental Requirements

Engine must comply with the Balfour Beatty Emissions Requirements as stated in the UK Reference Material ENV-RM-0011a

MANDATORY REQUIREMENTS

Plant Specific

- ✓ Must be fully approved to relevant infrastructure managers requirements e.g. RIS-1530-PLT for Network Rail and S1173 for London Underground.
- ✓ Audible reversing alarm
- ✓ Protected cab or FOPS cab structure where risk of falling objects
- ✓ Mirrors/CCTV to satisfy 1m high at 1m distance 360° visibility criteria
- ✓ Seat belts must be fitted and operational
- ✓ Cab steps and handles painted high visibility white ensuring 3 points of contact is achievable
- ✓ Live tracking system
- ✓ Locking caps/covers to fuel and all other tanks
- ✓ Fire extinguisher on machine
- ✓ Oil spill kit
- ✓ Tilting 3D/Laser masts with calibration bracket
- ✓ Where access is required at height for security & maintenance purposes, suitable system must be in place to prevent falling from height
- ✓ Fire suppression system (London Underground)

Operator Specific

- ✓ Sentinel competence
 - Machine operator Crawler/Tracked Dozer
- ✓ Authority to work Card detailing machine type specific competence
- ✓ Full site-defined PPE must be worn - loose fitting clothing should be avoided to prevent inadvertent operation of controls
- ✓ Operator to mount and dismount machine using fixed access arrangements and always facing the machine using 3 points of contact
- ✓ Seat belt must be worn
- ✓ Engine must be turned off if approached by others and keys removed from the ignition before leaving the cab unattended for any reason
- ✓ Shall stop work if any unauthorised/unsupervised personnel enter their immediate work area

Documentation:

- Annual brake test certificate
- In date infrastructure managers approvals Certification Operations manual
- Operations manual

Risks

- ♥ Damaging underground services – Specific BB company's policies & procedures must be adhered to before excavation operations commence.
- ♥ Safe and clean access into cab & for refuelling
- ♥ Consider use of banksman
- ♥ People in operational exclusion zone
- ♥ Effects of weather on visibility and working/traffic surfaces

Limitations of Use

- ♥ See for infrastructure approvals for specific limitations
- ♥ Do not use if equipment is, or appears to be damaged
- ♥ Avoid any personnel on the ground when operating a dozer including dumper & tipper drivers unless a suitable risk assessment has been carried out and control measure implemented
- ♥ No entry into exclusion zone unless signalled by the operator
- ♥ Track adjustments to be carried out by trained competent staff

Note: All persons preparing risk assessments involving plant are encouraged to review previous risk assessments undertaken for similar activities and safety alerts

Additional Options

- ? Telematics system c/w geo fencing
- ? CCTV/Proximity sensor system
- ? 360° "Birdseye view" camera system
- ? Independent isolation system
- ? Capability to refuel at ground level
- ? Travel movement alarm

(Additional Options need to be specified at the time of order and additional costs may be incurred)

Plant and Operator General Requirements overleaf

PLANT AND OPERATOR GENERAL REQUIREMENTS

Plant - General

- ✓ Must be compliant with EC Machinery Directive 2006/42/EC and supplied with a declaration of conformity
- ✓ Evidence of Pre-hire inspection
- ✓ Evidence of regular inspection plus “next service and or inspection due” date sticker
- ✓ Operator instructions must be with the machine
- ✓ All safety decals in place and legible

Operator - General

- ✓ Attend full induction prior to starting work
- ✓ Be briefed on the site-specific Plant, Vehicle and People Management Plan (PVPMP) and check for overhead obstructions and hazards
- ✓ Be signed onto the appropriate Safe System of Work documentation for the task
- ✓ Complete Pre-Use check sheet/e-inspection
- ✓ Comply with Inspection and Defect Reporting System
- ✓ Have a competency assessment prior to being put to work – be familiar with machine
- ✓ Report all unsafe conditions
- ✓ Abide by specific BB Company policies, procedures and permits
- ✓ Always operate/use the equipment in accordance with manufacturer’s instructions / recommendations

For any clarification or more information on this type of equipment please contact

The Engineering Standards & Compliance Manager, Balfour Beatty Rail Plant on 07967 669661

OTP PLANT ACCESSORIES & ATTACHMENTS

Typical Illustration



Core requirements

Specification is intended to be used with accessories manufactured by a different organisation to the host item of plant.

Examples include piling hammers, breakers, flails, spreading hoppers and agricultural attachments.

Where specific guidance exists, e.g. with quick hitches, this should be prioritised ahead of this generic document.

MANDATORY REQUIREMENTS

Plant Specific

- ✓ All attachments must have infrastructure manager approval e.g. Network Rail, TFL etc.
- ✓ Must be compliant to RIS-1701-PLT Portable and Transportable Plant Used for Infrastructure Work
- ✓ All accessories must be compatible with the host machine (hydraulic flow, pressures, weight, quickhitch etc.)
- ✓ All accessories should be installed and tested by a competent
- ✓ All accessories must be designed for the purpose for which they are proposed to be used and for the item of plant and connection system to which they are to be connected. No ad-hoc arrangements will be acceptable
- ✓ Accessory manufacturer's instructions for installation and correct sequence must be followed
- ✓ Accessory manufacturer's instructions for operation and maintenance of the equipment must be present with the machine
- ✓ Check compatibility with quick hitches if they are to be used
- ✓ All moving parts to be adequately guarded
- ✓ Where a Balfour Beatty pre-use checklist for a non-standard accessory is not available then one should be prepared in conjunction with the supplier

Lifting requirements:

- ✓ SWL to be clearly marked
- ✓ Fitted with burst hose protection preventing inadvertent release of the load
- ✓ Designed to prevent load release while suspended unless there is a deliberate action by the operator

Operator Specific

- ✓ Authority to work Card detailing machine and attachment type specific competence
- ✓ Sentinel competence for host item of plant
- ✓ Ensure machine and ancillary equipment is operated in accordance with manufacturer's instructions and in accordance with his/her training
- ✓ Full site-defined PPE must be worn - loose fitting clothing should be avoided to prevent inadvertent operation of controls
- ✓ Shall stop work if any unauthorised/unsupervised personnel enter their immediate work area
- ✓ All hoses to be inspected regularly

Risks

- ♥ Installing and operating accessories can create hazards of entrapment between plant item and accessory
- ♥ Installing accessories can reduce plant operator visibility and additional aids may be required
- ♥ Accessories can increase instability in plant and consideration must be given to ground conditions when preparing working method statements and risk assessments and to the impact of loading from equipment
- ♥ Hydraulic hoses and cables can become trapped between moving parts or between accessories and plant
- ♥ Some equipment has operational controls (such as three-point couplings) outside the cab. A specific risk assessment must be undertaken in these cases either to isolate or to operate
- ♥ Care must be taken when operating accessories to segregate equipment from people in accordance with BB standards for managing the interfaces between people and plant

- ♥ Entanglement from Power Take Off (P.T.O) - Guards must be fitted

Limitations of Use

- ♥ Do not use if equipment is, or appears to be damaged
- ♥ A number of accessories are unsuitable for use with quick hitches, including excavator mounted vibration units for sheet piles. When using this method of connection always refer to the manufacturer's recommendations, and note the frequency of equipment inspection may need to be increased

Note: All persons preparing risk assessments involving plant are encouraged to review previous risk assessments undertaken for similar activities and safety alerts

Additional Options

- ? It is desirable that all accessories are installed in the suppliers yard and only by exception and with the appropriate risk assessment are they installed in the field
- ? Instructions from plant supplier for connecting specific accessory to specific item of plant

(Additional Options need to be specified at the time of order and additional costs may be incurred)

Plant and Operator General Requirements overleaf

PLANT AND OPERATOR GENERAL REQUIREMENTS**Plant - General**

- ✓ Must be compliant with EC Machinery Directive 2006/42/EC and supplied with a declaration of conformity
- ✓ Evidence of Pre-hire inspection
- ✓ Evidence of regular inspection plus “next service and or inspection due” date sticker
- ✓ Operator instructions must be with the machine
- ✓ All safety decals in place and legible

Operator - General

- ✓ Attend full induction prior to starting work
- ✓ Be briefed on the site-specific Plant, Vehicle and People Management Plan (PVPMP) and check for overhead obstructions and hazards
- ✓ Be signed onto the appropriate Safe System of Work documentation for the task
- ✓ Complete Pre-Use check sheet/e-inspection
- ✓ Comply with Inspection and Defect Reporting System
- ✓ Have a competency assessment prior to being put to work – be familiar with machine
- ✓ Report all unsafe conditions
- ✓ Abide by specific BB Company policies, procedures and permits
- ✓ Always operate/use the equipment in accordance with manufacturer’s instructions / recommendations

For any clarification or more information on this type of equipment please contact

The Engineering Standards & Compliance Manager, Balfour Beatty Rail Plant on 07967 669661

OTP MEWP – SELF PROPELLED BOOM LIFT

Typical Illustration



Core requirements

MEWPs where the vertical projection of the centre of gravity of the load may be outside the tipping lines up to 57m working height.

Environmental requirements

Engine must comply with the Balfour Beatty Emissions Requirements as stated in the UK Reference Material ENV-RM-0011a

MANDATORY REQUIREMENTS

Plant Specific

- ✓ Must be fully approved to relevant infrastructure managers requirements e.g. RIS-1530-PLT for Network Rail and S1173 for London Underground, which includes compliance to BS EN 280
- ✓ 6 monthly LOLER thorough examination certificate
- ✓ Full Handover Instructions for the operator including emergency lowering training
- ✓ Travel movement alarm to be fitted working and audible
- ✓ Isolation switch with key
- ✓ Operating control functions clearly marked
- ✓ A daily/weekly maintenance schedule must be provided
- ✓ Keys must remain in the ground control key switch at all times when the boom is in use
- ✓ Direction of travel must be clearly indicated
- ✓ The machine must be suitable for the location (indoor/outdoor)
- ✓ Emergency recovery system
- ✓ SWL displayed in platform
- ✓ Maximum permitted wind-speed for safe operations must be displayed
- ✓ Wheel loading details provided and ground bearing pressure required
- ✓ All Self-Propelled Boom Lifts must have shrouded controls and have secondary guarding to prevent entrapment / crushing through sustained involuntary operation of the

Plant Specific Cont....

- ✓ MEWP, either through electronic and/or mechanical means
- ✓ Harness anchorage points in boom platform
- ✓ Fire suppression system (London Underground)

Documentation:

- Annual brake test certificate
- In date in date infrastructure managers approvals Certification
- Operations manual

Operator Specific

- ✓ A MEWP co-ordinator must be formally appointed at the outset of each project or contract where MEWP's are to be used
- ✓ Sentinel competence
 - Machine operator Self Propelled MEWP
- ✓ Authority to work Card detailing machine type specific competence
- ✓ Full site-defined PPE must be worn - loose fitting clothing should be avoided to prevent inadvertent operation of controls
- ✓ Harness Pre-use/weekly check sheet/e-inspection to be carried out by a competent person
- ✓ Safety harness and suitably restraint lanyard to be worn at all times whilst in the boom cage
- ✓ All operators must be trained in use of harnesses

Operator Specific Cont....

- ✓ Familiarisation training for the emergency recovery procedure from the ground
- ✓ Engine must be turned off if approached by others and keys removed from the ignition before leaving the plant unattended for any reason
- ✓ Operator to mount and dismount machine using fixed access arrangements and always facing the MEWP using 3 points of contact
- ✓ Shall stop work if any unauthorised/unsupervised personnel enter their immediate work area
- ✓ Emergency lowering mechanism acceptable and exercise complete
- ✓ A machine specific lift plan and risk assessment to be briefed and understood

If Using Remote Control Operation:

- ✓ Specific Emergency Recovery / Rescue Procedures must be established and effectively communicated prior to works commencing

Risks

- ♥ Ground conditions/underground services – ensure the ground is capable of withstanding the imposed wheel loadings
- ♥ A clear safety zone to be maintained around the operating area
- ♥ Striking overhead obstructions/utility lines
- ♥ Operator recovery from an incapacitated machine
- ♥ All involved in the management and operation of MEWPs need to understand how to minimise the risks of someone being trapped in the basket and the importance of having effective rescue procedures should such an entrapment occur
- ♥ Should be parked in accordance with manufacturers recommendation with the basket on the ground

Risks Cont....

- ♥ Falls from height
- ♥ Potential for clashes with other plant working within the vicinity
- ♥ Stability when travelling machine with platform raised
- ♥ Minimum clearances between buildings/ other platforms
- ♥ Uneven ground conditions and driving up ramps during travelling can create a risk of crush/impact injury
- ♥ Earthing may be required if working near overhead power cables
- ♥ Working over or adjacent to water
- ♥ Working on the public highway
- ♥ Lifting and positioning materials at height

Limitations of Use

- ♥ See In date infrastructure managers approvals Certification
- ♥ Do not use if equipment is or appears to be damaged
- ♥ Do not use in high winds. Always assess wind speed before use in all circumstances
- ♥ Not to be used by un-trained personnel
- ♥ Do not use on slopes that exceed the manufacturers guidelines
- ♥ Do not use on unstable ground conditions
- ♥ Handling materials on MEWP platforms can overload machinery or be at risk of falling.
- ♥ Do not hang materials outside the basket or balance on the handrails unless using approved methods / attachments.
- ♥ Controls should be secured so that unauthorised operation is effectively prevented when the machine is not in use

Note: All persons preparing risk assessments involving plant are encouraged to review previous risk assessments undertaken for similar activities and safety alerts

Additional Options

- ? Tracker unit
- ? Isolation method independent of factory fitted locks
- ? MEWP management system
- ? Intelligent “proximity sensor” secondary guarding system
- ? Locking caps/covers to fuel and all other tanks
- ? Audible alarm for lowering
- ? Tilt alarm fitted
- ? Fish eye mirrors for all round vision when travelling
- ? MEWPs to have 110V supply available on platform pre-wired
- ? Proprietary material handling aids are available for certain types of loads.
- ? Fire suppression in engine compartment if working in zone of fire risk or if emergency basket to basket evacuation procedures not practical

(Additional Options need to be specified at the time of order and additional costs may be incurred)

Plant and Operator General Requirements below

PLANT AND OPERATOR GENERAL REQUIREMENTS

Plant - General

- ✓ Must be compliant with EC Machinery Directive 2006/42/EC and supplied with a declaration of conformity
- ✓ Evidence of Pre-hire inspection
- ✓ Evidence of regular inspection plus “next service and or inspection due” date sticker
- ✓ Operator instructions must be with the machine
- ✓ All safety decals in place and legible

Operator - General

- ✓ Attend full induction prior to starting work
- ✓ Be briefed on the site-specific Plant, Vehicle and People Management Plan (PVPMP) and check for overhead obstructions and hazards
- ✓ Be signed onto the appropriate Safe System of Work documentation for the task
- ✓ Complete Pre-Use check sheet/e-inspection
- ✓ Comply with Inspection and Defect Reporting System
- ✓ Have a competency assessment prior to being put to work – be familiar with machine
- ✓ Report all unsafe conditions
- ✓ Abide by specific BB Company policies, procedures and permits
- ✓ Always operate/use the equipment in accordance with manufacturer’s instructions / recommendations

For any clarification or more information on this type of equipment please contact

The Engineering Standards & Compliance Manager, Balfour Beatty Rail Plant on 07967 669661

OTP MEWP – VEHICLE MOUNTED

Typical Illustration



Core requirements

Lorry or van mounted scissor or boom type elevating work platform

Environmental requirements

Engine must comply with the Balfour Beatty Emissions Requirements as stated in the UK Reference Material ENV-RM-0011a

MANDATORY REQUIREMENTS

Plant Specific

- ✓ Must be fully approved to relevant infrastructure managers requirements e.g. RIS-1530-PLT for Network Rail and S1173 for London Underground which includes compliance to BS EN 280
- ✓ Supplied with lights and if used on Public Highway compliance with C&U regulations – (VED registered, working Lights, indicators, registration plate's front & rear etc.)
- ✓ Vehicles $\geq 7.5t$ must be compliant with FORS (minimum Bronze spec – London area only)
- ✓ Live tracking system
- ✓ Seat belts must be fitted and operational
- ✓ Mirrors (including Class V & VI on vehicles $\geq 7.5t$)/CCTV to satisfy 1m high at 1m distance visibility criteria
- ✓ Audible reversing alarm
- ✓ Wheel nut indicators
- ✓ Labelled each side with tyre inflation pressure and wheel nut torque figure
- ✓ Isolation switch with key
- ✓ Locking doors with key
- ✓ Cab steps and handles painted high visibility white ensuring 3 points of contact is achievable
- ✓ Locking caps/covers to fuel and all other tanks
- ✓ Fire suppression system (London Underground)
- ✓ Where access is required at height for security & maintenance purposes, suitable system must be in place to prevent falling from height

Plant Specific Cont....

- ✓ 6 monthly LOLER thorough examination certificate
- ✓ Full Handover Instructions for the operator including emergency lowering training
- ✓ Boom functions to be able to be isolated using a key or physical lock as applicable
- ✓ Operating control functions must be clearly marked
- ✓ A daily/weekly maintenance schedule must be provided
- ✓ Maximum gradient for safe operation must be displayed
- ✓ Emergency recovery System
- ✓ SWL displayed in platform
- ✓ Maximum permitted wind-speed for safe operations must be displayed
- ✓ Outrigger loading details provided and ground bearing capacity checked (where applicable)
- ✓ Outrigger pads with a suitable handle must be provided

Documentation:

- Annual brake test certificate
- In date infrastructure managers approvals Certification
- Operations manual

Lorry Loader

- If fitted with Lorry Loader see HSF-SP-0046FG

Operator Specific

- ✓ A MEWP coordinator must be formally appointed at the outset of each project or contract where MEWPs are used
- ✓ MEWP coordinator must hold a valid IPAF MEWP for Managers qualification & SMSTS qualification
- ✓ Sentinel competence
- ✓ Machine operator Self Propelled MEWP
- ✓ Crane operator Lorry Loader (where applicable)
- ✓ Authority to work Card detailing machine type specific competence
- ✓ A machine specific lift plan and risk assessment to be briefed and understood
- ✓ Must have a current relevant driving licence (Category B) if driving on the public highway and
- ✓ Minimum of Category "C" driving licence when unit over 7.5t GVW
- ✓ Harness & Lanyard Pre-use/weekly check sheet/e-inspection to be carried out by a competent person
- ✓ Full site-defined PPE must be worn - loose fitting clothing should be avoided to prevent inadvertent operation of controls
- ✓ Safety harness and suitably restraint lanyard to be worn at all times whilst in the boom cage
- ✓ All operators must be trained in the use of harnesses
- ✓ Familiarisation training for the emergency recovery procedure from the ground
- ✓ Engine/Power must be turned off if approached by others and keys removed from the ignition before leaving the plant unattended for any reason
- ✓ Shall stop work if any unauthorised/unsupervised personnel enter their immediate work area
- ✓ Avoid the use of "auto level" functions when setting up on slopes
- ✓ Operator to mount and dismount machine using fixed access arrangements and always facing the MEWP using 3 points of contact

Operator Specific Cont....

- ✓ Emergency lowering mechanism acceptable and exercise complete
- ✓ Should be parked in accordance with manufacturer's recommendation remembering to apply the handbrake prior to exiting the cab

If Using Remote Control Operation:

- ✓ Specific Emergency Recovery / Rescue Procedures must be established and effectively communicated prior to works commencing

Risks

- ♥ Ground conditions/underground services – ensure the ground is suitable for the MEWP and is capable of withstanding the imposed wheel/outrigger loadings
- ♥ Striking overhead obstructions/utility lines
- ♥ Setting up on inclines
- ♥ A clear safety zone to be maintained around the operating radius
- ♥ Operator recovery from an incapacitated machine
- ♥ Suitable access and egress
- ♥ Falls from height
- ♥ Earthing may be required if working near overhead cables
- ♥ Potential for clashes with other plant and people working within the vicinity
- ♥ Minimum clearances between buildings/ other platforms
- ♥ Working over or adjacent to water / lifting and positioning materials at height
- ♥ Setting up & removing traffic / pedestrian management

Limitations of Use

- ♥ Do not use if equipment is, or appears to be damaged
- ♥ Controls should be secured so that unauthorised operation is effectively prevented when the machine is not in use

- ♥ Ensure the vehicle does not exceed the maximum gradient unless additional cribbing is used to level the vehicle
- ♥ Operators must not access the vehicle bed unless suitable fall arrest measures are in place to prevent falling from height
- ♥ Handling materials on MEWP platforms can overload machinery or be at risk of falling. Do not hang materials outside the basket or balance on the handrails unless using approved methods / attachments.

Note: All persons preparing risk assessments involving plant are encouraged to review previous risk assessments undertaken for similar activities and safety alerts

Additional Options

- ? Tracker unit

- ? Telematics c/w geo-fencing
- ? MEWP management system
- ? Intelligent “proximity sensor” secondary guarding system
- ? Central locking
- ? White noise reversing alarm
- ? ‘Toolbox for equipment storage on platform
- ? MEWPs to have 110V supply available on platform pre-wired
- ? Proprietary material handling aids
- ? Fire suppression in engine compartment if working in zone of fire risk or if emergency basket to basket evacuation procedures not practical
- ? Vehicle airbags

(Additional Options need to be specified at the time of order and additional costs may be incurred)

PLANT AND OPERATOR GENERAL REQUIREMENTS

Plant - General

- ✓ Must be compliant with EC Machinery Directive 2006/42/EC and supplied with a declaration of conformity
- ✓ Evidence of Pre-hire inspection
- ✓ Evidence of regular inspection plus “next service and or inspection due” date sticker
- ✓ Operator instructions must be with the machine
- ✓ All safety decals in place and legible

Operator - General

- ✓ Attend full induction prior to starting work
- ✓ Be briefed on the site-specific Plant, Vehicle and People Management Plan (PVPMP) and check for overhead obstructions and hazards
- ✓ Be signed onto the appropriate Safe System of Work documentation for the task
- ✓ Complete Pre-Use check sheet/e-inspection
- ✓ Comply with Inspection and Defect Reporting System
- ✓ Have a competency assessment prior to being put to work – be familiar with machine
- ✓ Report all unsafe conditions
- ✓ Abide by specific BB Company policies, procedures and permits
- ✓ Always operate/use the equipment in accordance with manufacturer’s instructions / recommendations

For any clarification or more information on this type of equipment please contact

The Engineering Standards & Compliance Manager, Balfour Beatty Rail Plant on 07967 669661

PUBLIC HIGHWAY PLANT TRAILER

Typical Illustration



Core requirements

From 1 ton to 3.5 ton capacity, for the carrying of plant equipment, materials and associated items.

MANDATORY REQUIREMENTS

Plant Specific

- ✓ Type approved for use on the UK public Highway in accordance with Directive 2007/46/EC
- ✓ Overrun Braking system
- ✓ 40mm towing eye
- ✓ Break away cable
- ✓ Suitable non slip floor
- ✓ Loading angle to be optimised although extra-long ramps are not desirable
- ✓ The maximum approach angle of the tail gate shall not exceed 13 degrees
- ✓ The tail gate shall incorporate side plates designed to prevent tracked or wheeled plant slipping off the side
- ✓ The tail gate shall also provide adequate traction for plant and pedestrian access in adverse weather conditions and where mud/clay has contaminated surfaces
- ✓ Anti-rattle tail gate fasteners
- ✓ Integral lashing points located inside the trailer body (must be load tested & certified)
- ✓ Mud guards with anti-slip surfaces suitable for personnel to step on
- ✓ Suitable number plate holder to facilitate quick change over and security of attachment
- ✓ Wheel nut indicators
- ✓ Labelled each side with tyre inflation pressure and wheel nut torque figure
- ✓ Jockey wheel designed to be secure in transit and maximise ground clearance i.e. above the bottom of the chassis frame

Plant Specific Cont....

- ✓ Compensating/adjustable towing coupling to allow a range of towing connection heights
- ✓ Trailers manufactured prior to April 2015
- ✓ Minimum Wheel Stud configuration: -
- ✓ 4 x M12 stud configuration on a 4.5" PCD hub
- ✓ Trailers manufactured post April 2015
- ✓ Minimum of 5 x M12 stud configuration on a 5.5" PCD Hub

Operator Specific

- ✓ Must be able to demonstrate they are fit for work
- ✓ Must have correct driving licence category for towing
- ✓ Ensure road worthiness of the trailer
- ✓ Ensure correct registration number is displayed on the rear of the trailer
- ✓ Load positioning – ensure load is correctly positioned to prevent nose overload
- ✓ Load security – load must be securely tied down by approved methods
- ✓ Ensure that towing vehicle and trailer does not exceed rated capacity

Risks

- ♥ Stability during Loading and unloading
- ♥ Maintain the 4m exclusion zone as appropriate
- ♥ Implement sufficient control measures to protect members of the public
- ♥ Ensure that good housekeeping is applied and trailer/vehicle are kept clean and tidy

Limitations of Use

- ♥ Do not use if equipment is or appears to be damaged or is in an un-roadworthy condition
- ♥ Do not load/unload on sloping ground
- ♥ Not to be used in an overloaded state

Note: All persons preparing risk assessments involving plant are encouraged to review previous risk assessments undertaken for similar activities and safety alerts

Additional Options

- ? Nose weight indicator
- ? Track stops
- ? Security wheel clamps
- ? Tow hitch lock
- ? LED lights in lieu of bulbs, should be able to work with towing vehicle without need for retro fit resistor packs.
- ? Wheel chocks

Additional Options Cont....

- ? Diagram on each trailer showing how wheel nut indicators should be orientated
- ? Use of sealed life bearings in lieu of taper bearings
- ? Partially perforated trailer deck to prevent water and detritus building up
- ? Breaker box frame

(Additional Options need to be specified at the time of order and additional costs may be incurred)

Plant and Operator General Requirements overleaf

PLANT AND OPERATOR GENERAL REQUIREMENTS

Plant - General

- ✓ Must be compliant with EC Machinery Directive 2006/42/EC and supplied with a declaration of conformity
- ✓ Evidence of Pre-hire inspection
- ✓ Evidence of regular inspection plus “next service and or inspection due” date sticker
- ✓ Operator instructions manual including load charts must be with the machine
- ✓ All safety decals in place and legible

Operator - General

- ✓ Attend full induction prior to starting work
- ✓ Be briefed on the site-specific Plant, Vehicle and People Management Plan (PVPMP) and check for overhead obstructions and hazards
- ✓ Be signed onto the appropriate Safe System of Work documentation for the task
- ✓ Complete Pre-Use check sheet/e-inspection
- ✓ Comply with Inspection and Defect Reporting System
- ✓ Have a competency assessment prior to being put to work – be familiar with machine
- ✓ Report all unsafe conditions
- ✓ Abide by specific BB Company policies, procedures and permits
- ✓ Always operate/use the equipment in accordance with manufacturer’s instructions / recommendations

For any clarification or more information on this type of equipment please contact

The Service Centre of Excellence on 0114 232 9760

MEWP – TRACKED BOOM LIFT

Typical Illustration



Core requirements

MEWPs specifically designed to track across difficult terrain. Working height up to 40m.

Environmental requirements

Engine must comply with the Balfour Beatty Emissions Requirements as stated in the UK Reference Material ENV-RM-0011a

MANDATORY REQUIREMENTS

Plant Specific

- ✓ MEWP power source/engine type as requisitioned
- ✓ 6 monthly LOLER thorough examination certificate
- ✓ Must be compliant with BS EN 280
- ✓ Full Handover Instructions for the operator including emergency lowering familiarisation
- ✓ Flashing amber beacon
- ✓ Travel movement alarm to be fitted working and audible
- ✓ Isolation switch with key
- ✓ Operating control functions clearly marked
- ✓ A daily/weekly maintenance schedule must be provided
- ✓ The machine must be suitable for the location (indoor/outdoor)
- ✓ Power Failure Safe Lowering System
- ✓ SWL displayed in platform
- ✓ Maximum permitted wind-speed for safe operations must be displayed
- ✓ Outrigger/track loading details should be available.
- ✓ Must have secondary activation capability to prevent involuntary movement (Foot switch, deadman button etc.)
- ✓ Must have secondary guarding device which ceases all movements once activated to limit the risk of entrapment/crushing. It should also emit a visual & audible alarm upon activation
- ✓ Keys must remain in the ground control key switch at all times when the scissor is in use
- ✓ Intelligent Anchor Points. See [intelligent anchor point](#) for more details.

Operator Specific

- ✓ A MEWP co-ordinator must be formally appointed at the outset of each project or contract where MEWP's are to be used and hold a current SMSTS qualification
- ✓ Harness Pre-use check sheet/e-inspection to be carried out by a competent person
- ✓ Must be able to demonstrate they are fit for work
- ✓ Operators must be competent and hold a valid industry recognised competence card – as per BB competency standard
- ✓ Full site-defined PPE must be worn - loose fitting clothing should be avoided to prevent inadvertent operation of controls
- ✓ Harness must be worn and clipped to the designated anchor point within the platform if travelling with the platform raised, and to be appropriate for the specific use
- ✓ All operators must be trained in the use of harnesses
- ✓ Familiarisation training for the emergency recovery procedure from the ground
- ✓ Engine must be turned off if approached by others
- ✓ and keys removed from the ignition before leaving the plant unattended for any reason
- ✓ Shall stop work if any unauthorised/unsupervised personnel enter their immediate work area
- ✓ Operator to mount and dismount machine using fixed access arrangements and always facing the MEWP using 3 points of contact
- ✓ Emergency lowering mechanism acceptable and exercise complete

If Using Remote Control Operation:

- ✓ Operator must not walk backwards ahead of the unit & take additional care when moving through doorways & other areas where space is restricted

If Using Remote Control Operation Cont....

- ✓ Operator must undertake continual observation to avoid collisions
- ✓ Specific Emergency Recovery / Rescue Procedures must be established and effectively communicated prior to works commencing

Risks

- ♥ Ground conditions/underground services – ensure the ground is suitable for the MEWP and is capable of withstanding the imposed track/outrigger loadings
- ♥ A clear safety zone to be maintained around the operating area
- ♥ Striking overhead obstructions/utility lines
- ♥ Operator recovery from an incapacitated machine
- ♥ All involved in the management and operation of MEWPs need to understand how to minimise the risks of someone being trapped in the basket and the importance of having effective rescue procedures should such an entrapment occur
- ♥ Should be parked in accordance with manufacturers recommendations
- ♥ Falls from height
- ♥ Suitable access and egress
- ♥ Potential for clashes with other plant and people working within the vicinity
- ♥ Stability when travelling machine with platform raised
- ♥ Minimum clearances between buildings/ other platforms
- ♥ Uneven ground conditions, steps and/or transverse slopes in the ground can lead to MEWP overturn. Travel with the outriggers partially deployed when traversing site.

Risks Cont....

- ♥ Earthing may be required if working near overhead cables
- ♥ Working over or adjacent to water / work on the public highway / lifting and positioning materials at height

Limitations of Use

- ♥ Do not use if equipment is, or appears to be damaged
- ♥ Do not use in high winds. Always assess wind speed before use in all circumstances
- ♥ Not to be used by un-trained personnel
- ♥ Do not exit or enter a MEWP when it is in an elevated position
- ♥ Do not drive MEWPs from outside the platform without a prior task specific risk assessment and where not allowed through the manufacturer's instructions is prohibited
- ♥ Do not throw materials or objects from height
- ♥ Do not use on slopes that exceed the manufacturers guidelines
- ♥ Do not use on unstable ground conditions
- ♥ Handling materials on MEWP platforms can overload machinery or be at risk of falling.
- ♥ Do not hang materials outside the basket or balance on the handrails unless using approved methods / attachments.
- ♥ Controls should be secured so that unauthorised operation is effectively prevented when the machine is not in use

Additional Options

- ? Tracker unit
- ? MEWP management system
- ? Audible alarm for lowering
- ? Secondary guarding system
- ? Toolbox for equipment storage on platform
- ? Dedicated Earthing point for MEWP's working in proximity to overhead power lines and Sub-Stations
- ? Fisheye mirrors for all round vision when travelling

Additional Options Cont....

- ? MEWPs to have 110V supply available on platform pre-wired
- ? Locking caps/covers to fuel and all other tanks
- ? Independent isolation system
- ? Fire suppression in engine compartment if working in zone of fire risk or if emergency basket to basket evacuation procedures not practical

(Additional Options need to be specified at the time of order and additional costs may be incurred)

Note: All persons preparing risk assessments involving plant are encouraged to review previous risk assessments undertaken for similar activities and safety alert

PLANT AND OPERATOR GENERAL REQUIREMENTS

Plant - General

- ✓ Must be compliant with EC Machinery Directive 2006/42/EC and supplied with a declaration of conformity
- ✓ Evidence of Pre-hire inspection
- ✓ Evidence of regular inspection plus “next service and or inspection due” date sticker
- ✓ Operator instructions must be on the machine
- ✓ All safety decals in place and legible

Operator - General

- ✓ Attend full induction prior to starting work
- ✓ Be briefed on the site-specific Plant, Vehicle and People Management Plan (PVPMP) and check for overhead obstructions and hazards
- ✓ Be signed onto the appropriate Safe System of Work documentation for the task
- ✓ Complete Pre-Use check sheet/e-inspection
- ✓ Comply with Inspection and Defect Reporting System
- ✓ Have a competency assessment prior to being put to work – be familiar with machine
- ✓ Report all unsafe conditions
- ✓ Abide by specific BB Company policies, procedures and permits
- ✓ Always operate/use the equipment in accordance with manufacturer’s instructions / recommendations

For any clarification or more information on this type of equipment please contact
The Service Centre of Excellence on 0114 232 9760

DIGITAL TWO-WAY RADIOS

Typical Illustration



Core requirements

A digital communication device with the capability to assist users in clearly communicating with colleagues over long distances.

MANDATORY REQUIREMENTS

Plant Specific

- ✓ Broadcast capabilities
- ✓ Receive capabilities
- ✓ Cradle & charger
- ✓ IP68 rated
- ✓ UHF frequency
- ✓ Lithium ion batteries
- ✓ Min range 1km
- ✓ Pre agreed channel list as per site SSOW

Operator Specific

- ✓ Have suitable knowledge on two-way radio communications
- ✓ Must be familiarised with equipment prior to use
- ✓ Ensure radios are charged sufficiently on a daily basis
- ✓ Ensure subsequent Portable Appliance Testing is carried out as per site requirements

Risks

- ♥ Interference from/with other devices
- ♥ Insufficient battery charge
- ♥ Incorrect channel usage
- ♥ Battery deterioration

Limitations of Use

- ♥ Distances dependant on frequency
- ♥ Communication distance may be impaired by physical or environmental factors

Plant and Operator General Requirements overleaf

Note: All persons preparing risk assessments involving plant are encouraged to review previous risk assessments undertaken for similar activities and safety alerts

Additional Options

- ? Carry cases
- ? Earpiece
- ? ATEX compliant
- ? VHF frequency
- ? PTT mics
- ? Repeater systems
- ? Repeaters and base stations
- ? Balfour Beatty GDPR Approved voice recording capability
- ? Man down and lone worker safety notifications

(Additional Options need to be specified at the time of order and additional costs may be incurred)

PLANT AND OPERATOR GENERAL REQUIREMENTS

Plant - General

- ✓ Must be compliant with EC Machinery Directive 2006/42/EC and supplied with a declaration of conformity
- ✓ Evidence of Pre-hire inspection
- ✓ Evidence of regular inspection plus “next service and or inspection due” date sticker
- ✓ Operator instructions manual including load charts must be with the machine
- ✓ All safety decals in place and legible

Operator - General

- ✓ Attend full induction prior to starting work
- ✓ Be briefed on the site-specific Plant, Vehicle and People Management Plan (PVPMP) and check for overhead obstructions and hazards
- ✓ Be signed onto the appropriate Safe System of Work documentation for the task
- ✓ Complete Pre-Use check sheet/e-inspection
- ✓ Comply with Inspection and Defect Reporting System
- ✓ Have a competency assessment prior to being put to work – be familiar with machine
- ✓ Report all unsafe conditions
- ✓ Abide by specific BB Company policies, procedures and permits
- ✓ Always operate/use the equipment in accordance with manufacturer’s instructions / recommendations

For any clarification or more information on this type of equipment please contact

The Service Centre of Excellence on 0114 232 9760

DUPLEX COMMUNICATIONS

Typical Illustration



Core requirements

A communication device with the capability to assist users in clearly communicating with each other in a set group and with no interference.

MANDATORY REQUIREMENTS

Plant Specific

- ✓ Must have valid Portable Appliance Test label
- ✓ Broadcast capabilities
- ✓ Receive capabilities
- ✓ Volume control
- ✓ Multi-channel capability
- ✓ Cradle & charger
- ✓ Master unit
- ✓ Slave units
- ✓ Pre agreed channel list as per site SSOW

Operator Specific

- ✓ Have suitable knowledge on communications with two-way radio systems
- ✓ Must be familiarised with equipment prior to use
- ✓ Ensure devices are charged sufficiently on a daily basis
- ✓ Ensure subsequent Portable Appliance Testing is carried out as per site requirements

Risks

- ♥ Operator being distracted
- ♥ Language barrier
- ♥ Insufficient battery charge
- ♥ Battery deterioration

Limitations of Use

- ♥ 100 meter range
- ♥ Communication distance may be impaired by physical or environmental factors

Note: All persons preparing risk assessments involving plant are encouraged to review previous risk assessments undertaken for similar activities and safety alerts

Additional Options

- ? Carry cases
- ? Earpiece
- ? PTT mics
- ? Vehicle charging station
- ? Balfour Beatty GDPR Approved voice recording capability

(Additional Options need to be specified at the time of order and additional costs may be incurred)

Plant and Operator General Requirements overleaf

PLANT AND OPERATOR GENERAL REQUIREMENTS

Plant - General

- ✓ Must be compliant with EC Machinery Directive 2006/42/EC and supplied with a declaration of conformity
- ✓ Evidence of Pre-hire inspection
- ✓ Evidence of regular inspection plus “next service and or inspection due” date sticker
- ✓ Operator instructions manual including load charts must be with the machine
- ✓ All safety decals in place and legible

Operator - General

- ✓ Complete Pre-use check sheet/e-inspection
- ✓ Full induction attended prior to starting work
- ✓ Evidence of having signed on to the appropriate risk assessment for the task
- ✓ Be briefed on the site Plant and Vehicle Management procedures and check for overhead obstructions and hazards
- ✓ Compliance with Pre-use and Defect Reporting System
- ✓ Competency assessment prior to being put to work – be familiar with machine
- ✓ Shall report all unsafe conditions
- ✓ To abide by specific BB Operating Company’s policies and procedures

For any clarification or more information on this type of equipment please contact
The Service Centre of Excellence on 0114 232 9760

GROUND PENETRATING RADAR

Typical Illustration



Core requirements

A radar scanning device used to find utilities in the ground that cannot be found using normal cable avoidance tools.

MANDATORY REQUIREMENTS

Plant Specific

- ✓ Certificate of Inspection
- ✓ Must be able to locate & mark utilities
- ✓ Data analysis and record management capability
- ✓ Must be portable & durable
- ✓ Wide band GPR Sensor of 250mHz to provide a depth range of approx. 8m
- ✓ Enhanced interpretation of buried utilities e.g. Advanced on-board filtering
- ✓ Rechargeable battery supporting a minimum of 4 hrs use
- ✓ Integrated odometer/encoder
- ✓ Sunlight visible touch screen display
- ✓ 16gb standard memory capacity
- ✓ Proprietary GPR software
- ✓ Must be WiFi enabled
- ✓ Bluetooth or USB connectivity
- ✓ GPS capability for scan geo-referencing
- ✓ Weatherproof (IP65) system

Operator Specific

- ✓ Operator must have GPR training/competency
- ✓ Must be conversant with the site – usage restrictions etc.
- ✓ Be in possession of utility drawings
- ✓ Full site defined PPE must be worn – loose fitting clothing should be avoided to prevent inadvertent operation of controls

Risks

- ♥ Property Damage, death or serious injury may result if buried pipes and cables are not properly located before digging
- ♥ Using GPR is not a guarantee that underground services are present.

Limitations of Use

- ♥ Do not use if certificate of inspection has expired
- ♥ Do not use if equipment is or appears to be damaged
- ♥ Keep mobile phones away from cable avoidance equipment when in operation. Minimum distance 60cm/24" recommended

Note: All persons preparing risk assessments involving plant are encouraged to review previous risk assessments undertaken for similar activities and safety alerts

Additional Options

- ? Enhanced software upgrade
- ? External GPS system

(Additional Options need to be specified at the time of order and additional costs may be incurred)

Plant and Operator General Requirements overleaf

PLANT AND OPERATOR GENERAL REQUIREMENTS

Plant - General

- ✓ Must be compliant with EC Machinery Directive 2006/42/EC and supplied with a declaration of conformity
- ✓ Evidence of Pre-hire inspection
- ✓ Evidence of regular inspection plus “next service and or inspection due” date sticker
- ✓ Operator instructions manual including load charts must be with the machine
- ✓ All safety decals in place and legible

Operator - General

- ✓ Attend full induction prior to starting work
- ✓ Be briefed on the site-specific Plant, Vehicle and People Management Plan (PVPMP) and check for overhead obstructions and hazards
- ✓ Be signed onto the appropriate Safe System of Work documentation for the task
- ✓ Complete Pre-Use check sheet/e-inspection
- ✓ Comply with Inspection and Defect Reporting System
- ✓ Have a competency assessment prior to being put to work – be familiar with machine
- ✓ Report all unsafe conditions
- ✓ Abide by specific BB Company policies, procedures and permits
- ✓ Always operate/use the equipment in accordance with manufacturer’s instructions / recommendations

For any clarification or more information on this type of equipment please contact

The Service Centre of Excellence on 0114 232 9760

SUCTION EXCAVATOR

Typical Illustration



Core requirements

Track mounted suction / vacuum excavator, 2.8 Ton counter balanced suction arm.

Environmental requirements

Engine must comply with the Balfour Beatty Emissions Requirements as stated in the UK Reference Material ENV-RM-0011a

MANDATORY REQUIREMENTS

Plant Specific

- ✓ Chapter 8 compliant beacons, reflective chevrons and 'Highway/Motorway Maintenance' signage
- ✓ Live tracking system
- ✓ If the remote control is operated through an umbilical cord, this must extend to allow the operator to work from a place of safety
- ✓ Isolation switch with key
- ✓ All tools must be made of non-conductive material
- ✓ Suction nozzles must be made of non-conductive material only
- ✓ Emergency stops fitted front and rear
- ✓ Rear work lights
- ✓ Locking doors with key
- ✓ Locking caps/covers to fuel and all other tanks
- ✓ Appropriate warning signage including noise levels
- ✓ Safe access for refuelling, maintenance and to any place where accessories stored
- ✓ Where access is required at height for security & maintenance purposes, suitable system must be in place to prevent falling from height

Operator Specific

- ✓ Must be able to demonstrate they are fit for work
- ✓ Competency requirements - CPCS card category A78E Vacuum Excavator – LGV – semi powered arm / A78F Vacuum Excavator LGV – fully powered arm

Operator Specific Cont....

- ✓ In compliance with HSF-RM-0018a, suction excavator operators must have as a minimum NRSWA operative competency
- ✓ All operators must be trained in Working at Height to a recognised standard
- ✓ Excavator Daily inspection checklist signed off
- ✓ Full site-defined FR/ARC PPE must be worn – non loose fitting
- ✓ A second operator must be in the vicinity of the operation at all times who is fully trained to operate the machine in case of an emergency
- ✓ Competency requirement for second operator (Non LGV driver) – CPCS A78G semi powered arm / A78H fully powered arm
- ✓ A full exclusion zone must be established around the operation which must include the operating radius of the boom as a minimum
- ✓ Cease suction operations & turn off engine if exclusion zone is entered by others.

If Remote Control:

- ✓ Specific Emergency Recovery / Rescue Procedures must be established and effectively communicated prior to works commencing

Risks

- ♥ Striking overhead obstructions/utility lines
- ♥ Crushing by boom or manoeuvring vehicle
- ♥ People in operational exclusion zone
- ♥ Noise – hearing protection must be used as appropriate

Risks Cont....

- ♥ Effect of weather on visibility and working/traffic surfaces
- ♥ Working in live traffic
- ♥ Safe and clean access for refuelling and maintenance
- ♥ Danger of crushing under un-propped body
- ♥ Public interface – working alongside
- ♥ Disposing of waste products
- ♥ Working at height
- ♥ Service strikes/buried services

Note: All persons preparing risk assessments involving plant are encouraged to review previous risk assessments undertaken for similar activities and safety alerts

Limitations of Use

- ♥ Do not use if equipment is, or appears to be damaged
- ♥ Controls should be secured so that unauthorised operation is effectively prevented when the machine is not in use
- ♥ No steel suction nozzles allowed
- ♥ At no time must anyone work or walk underneath the boom or vacuum nozzle, whether it is being operated or not
- ♥ No entry into exclusion zone unless signalled by operator
- ♥ Non-invasive excavation techniques to be used only, as per manufacturer's instructions.

Additional Options

- ? Telematics system c/w geo fencing
- ? Independent isolation system
- ? Base colour to be conspicuous as per Highways Agency chapter 8

(Additional Options need to be specified at the time of order and additional costs may be incurred)

PLANT AND OPERATOR GENERAL REQUIREMENTS

Plant - General

- ✓ Must be compliant with EC Machinery Directive 2006/42/EC and supplied with a declaration of conformity
- ✓ Evidence of Pre-hire inspection
- ✓ Evidence of regular inspection plus “next service and or inspection due” date sticker
- ✓ Operator instructions manual including load charts must be with the machine
- ✓ All safety decals in place and legible

Operator - General

- ✓ Attend full induction prior to starting work
- ✓ Be briefed on the site-specific Plant, Vehicle and People Management Plan (PVPMP) and check for overhead obstructions and hazards
- ✓ Be signed onto the appropriate Safe System of Work documentation for the task
- ✓ Complete Pre-Use check sheet/e-inspection
- ✓ Comply with Inspection and Defect Reporting System
- ✓ Have a competency assessment prior to being put to work – be familiar with machine
- ✓ Report all unsafe conditions
- ✓ Abide by specific BB Company policies, procedures and permits
- ✓ Always operate/use the equipment in accordance with manufacturer’s instructions / recommendations

For any clarification or more information on this type of equipment please contact
The Suction Excavator Team on 01332 288362

180° WHEELED EXCAVATOR

Typical Illustration



MANDATORY REQUIREMENTS

Plant Specific

- ✓ 12 month thorough examination certificate
- ✓ Public Highway compliance with C&U regulations – (VED registered, working Lights, indicators, registration plate's front & rear etc.)
- ✓ Protected cab or FOPS cab structure where risk of falling objects
- ✓ Live tracking system
- ✓ Flashing amber beacon
- ✓ Min 270° Camera system to satisfy 1.2m high at 1m distance visibility criteria
- ✓ Cab steps and handles painted high visibility yellow ensuring 3 points of contact is achievable
- ✓ Seat belts must be fitted
- ✓ Audible reversing alarm
- ✓ Locking doors with key
- ✓ Where access is required at height for security & maintenance purposes, suitable system must be in place to prevent falling from height
- ✓ Wheel nut indicators
- ✓ Labelled each side with tyre inflation pressure and wheel nut torque figure
- ✓ Buckets to be supplied with teeth as default
- ✓ Tooth Guard for use during travel on public highway
- ✓ Isolation controls by a secondary device such as seat rotation

Quick hitch:

- ✓ Must comply with HSF-RM-0046c - Safe Use of Quick Hitch Devices
- ✓ In Cab quick hitch alarm
- ✓ Must be fully automatic double locking
- ✓ Manufacturer's operating instruction in cab

Core requirements

180° wheeled excavator/loader diesel powered up to 13t.

Environmental requirements

Engine must comply with the Balfour Beatty Emissions Requirements as stated in the UK Reference Material ENV-RM-0011a

Lifting requirements:

- ✓ 6 month thorough examination certificate on lifting accessories
- ✓ Certified lifting points for all lifting duties
- ✓ Safe load indicator or Rated Capacity indicator
- ✓ Check valves must be fitted to boom & dipper circuits

If used under overhead cables or obstructions:

- ✓ Must be fitted with height restrictors that meets the requirements of BS EN 13849 and indication on machine

If used adjacent to live traffic:

- ✓ Must be fitted with slew restrictors that meet the requirements of BS EN 13849

Operator Specific

- ✓ Must be able to demonstrate they are fit for work
- ✓ Operators must be competent and hold a valid industry recognised competence card – as per BB competency standard
- ✓ Must have a current relevant driving licence if driving on the public highway
- ✓ Ensure that buckets/forks are carried safely at all times
- ✓ All exposed hoses to be inspected regularly
- ✓ Full site-defined PPE must be worn - loose fitting clothing should be avoided to prevent inadvertent operation of controls
- ✓ Operator to mount and dismount machine using fixed access arrangements and always facing the machine using 3 points of contact
- ✓ Seat belt must be worn

Operator Specific Cont....

- ✓ Engine must be turned off if approached by others and keys removed from the ignition before leaving the cab unattended for any reason
- ✓ Shall stop work if any unauthorised/unsupervised personnel enter their immediate work area
- ✓ Operator must not lean out of seat to view excavation
- ✓ Axle locks to be used appropriately during lifting duties
- ✓ Stabilizers must be deployed when excavation duties are being conducted

Quick hitch:

- ✓ Be briefed on "Safe Use of Quick Hitch Devices"
- ✓ Operator shall be trained in how to use specific quick hitch attachments
- ✓ Daily inspection checklist signed off

If used for lifting:

- ✓ A machine specific lifting duty sheet, lift plan and risk assessment to be briefed and understood
- ✓ Be trained in the use of specific lifting attachments
- ✓ When using a lifting eye, a swivel hook must be used to ensure load can be manoeuvred without risk of swinging back or overloading
- ✓ Must know the weights of the loads before lifting

When used near overhead power lines:

- ✓ HSE GS6 "Avoidance of danger from overhead electric power lines" must be followed

Risks

- ♥ Damaging underground services – *Specific BB company's policies & procedures must be adhered to before excavation operations commence.*
- ♥ Safe and clean access into cab & for refuelling
- ♥ Striking overhead obstructions/utility lines
- ♥ Crushing risk in slew zone
- ♥ Overturning on even ground or when lifting operation being carried out

Risks Cont....

- ♥ Effect of weather on visibility and working/traffic surfaces
- ♥ Use of accessories – e.g. breaker
- ♥ People in operational exclusion zone

Limitations of Use

- ♥ Do not operate if machine is, or appears to be damaged
- ♥ No entry into exclusion zone unless signalled by the operator

Note: All persons preparing risk assessments involving plant are encouraged to review previous risk assessments undertaken for similar activities and safety alerts

Additional Options

- ? Secondary control activation device
- ? Telematics system c/w geo fencing
- ? CCTV/Proximity sensor system
- ? Human form recognition anti-collision system
- ? Independent isolation system
- ? FOPS cab structure
- ? Cab Care System
- ? Fire extinguisher in cab of machine
- ? Quarry spec light to indicate seat belt worn
- ? Locking caps/covers to fuel and all other tanks
- ? Bladed buckets with teeth
- ? Buckets without teeth
- ? Reflective markers, motorway/highway maintenance sticker and chevrons
- ? Height & slew restrictors
- ? System to prevent operation in reverse at speed

(Additional Options need to be specified at the time of order and additional costs may be incurred)

PLANT AND OPERATOR GENERAL REQUIREMENTS

Plant - General

- ✓ Must be compliant with EC Machinery Directive 2006/42/EC and supplied with a declaration of conformity
- ✓ Evidence of Pre-hire inspection
- ✓ Evidence of regular inspection plus “next service and or inspection due” date sticker
- ✓ Operator instructions manual including load charts must be with the machine
- ✓ All safety decals in place and legible

Operator - General

- ✓ Attend full induction prior to starting work
- ✓ Be briefed on the site-specific Plant, Vehicle and People Management Plan (PVPMP) and check for overhead obstructions and hazards
- ✓ Be signed onto the appropriate Safe System of Work documentation for the task
- ✓ Complete Pre-Use check sheet/e-inspection
- ✓ Comply with Inspection and Defect Reporting System
- ✓ Have a competency assessment prior to being put to work – be familiar with machine
- ✓ Report all unsafe conditions
- ✓ Abide by specific BB Company policies, procedures and permits
- ✓ Always operate/use the equipment in accordance with manufacturer’s instructions / recommendations

For any clarification or more information on this type of equipment please contact

The Service Centre of Excellence on 0114 232 9760

Fleet (HGV) Specification

TIPPER (5T)

Ref: HSF-SP-0046JA Version: 4.0

Typical illustration



Core requirements

Tipper lorry up to 5t GVW

Environmental requirements

Engine must comply to Euro 5 emissions standards as a minimum (Euro 6 if operating in or around City Urban Clean Air Zones)

Mandatory Requirements

HGV fleet - general

- ✓ All necessary paperwork for vehicle and ancillary equipment
- ✓ Evidence of Pre-hire inspection
- ✓ Inspection records available on request
- ✓ All safety decals in place and legible
- ✓ Operator instructions must be with the vehicle
- ✓ No Smoking signage
- ✓ FORS compliant
- ✓ Wheel nut indicators
- ✓ Passenger and driver's seat with seat belts & head restraints
- ✓ Night Silent Reverse Buzzer with Isolator Switch
- ✓ All access and egress steps and handles in high visibility finish ensuring 3 points of contact is achievable
- ✓ Reverse camera
- ✓ Fire extinguisher storage facility installed in cab for a 2kg fire extinguisher
- ✓ Height warning indicator
- ✓ Telematics unit

HGV Fleet - specific

- ✓ ECE R65 approved roof mounted twin beacon
- ✓ Tipping body with integral body prop
- ✓ O Licence Holder
- ✓ VTG7 Plate
- ✓ On board weighing system
- ✓ Battery Isolator Switch (where applicable for auxiliary equipment)
- ✓ Chapter 8 to industry standard and operational requirements
- ✓ Load rated securing points

- ✓ Fall Protection system

- ✓ Drop sides

- ✓ Rear Tailboard

- ✓ Tailboard deflector plate (if tailboard hinged at bottom)

- ✓ Rope hooks

- ✓ Body raised warning device

Operator - general

- ✓ Satisfy all requirements of Balfour Beatty Commercial Vehicle policy (OPSPL0010)
 - ✓ Attend full induction prior to starting work
 - ✓ Be briefed on the site specific Plant, Vehicle and People Management Plan (PVPMP) and check for overhead obstructions and hazards
 - ✓ Be signed onto the appropriate Safe System of Work documentation for the task
 - ✓ Complete Pre-use check sheet/e-inspection
 - ✓ Comply with Pre-use and Defect Reporting System
 - ✓ Have a competency assessment prior to being put to work
 - ✓ Report all unsafe conditions
 - ✓ Abide by specific BB Company policies, procedures and permits
- Always operate/use the vehicle and any ancillary equipment in accordance with manufacturer's instructions/recommendations

For any clarification or more information regarding this type of equipment please contact the Fleet Service Desk on 01332 476071

Operator - general

- ✓ Have a competency assessment prior to being put to work – be familiar with machine
- ✓ Report all unsafe conditions
- ✓ Abide by specific BB Company policies, procedures and permits
- ✓ Always operate/use the equipment in accordance with manufacturer's instructions / recommendations

Operator - specific

- ✓ Must observe the laws relating to the driving and operation of vehicles
- ✓ Must hold a valid category C1 driving licence (minimum). Additional categories required if towing trailers
- ✓ Must hold, and carry when on driving duties, a DVSA issued blue Driver Qualification card
- ✓ Must adhere to and record Driving hours, rest periods and breaks. applicable regulations either GB Domestic or EU drivers hours rules to be authorised by Company Nominated Transport Manager
- ✓ Must ensure all loads are adequately secured
- ✓ Must ensure the vehicle is not overloaded
- ✓ Must not, use any vehicle in an unsafe or none compliant condition

Risks & Limitations of Use**Risks**

- ♥ Striking overhead obstructions/utility lines
- ♥ Effect of weather on visibility and working/traffic surfaces
- ♥ People in operational exclusion zone
- ♥ Public interface – working alongside
- ♥ Falls from height

Limitations of use

- ♥ Do not use if equipment is, or appears to be damaged
- ♥ No entry into exclusion zone unless signalled by operator
- ♥ Not to be used for lifting operations if operator does not have correct qualification or vehicle/ancillary documentation is incomplete or has expired

Note: All persons preparing risk assessments involving vehicles are encouraged to review previous risk assessments undertaken for similar activities and safety alerts

Additional Options

- ? Additional Signage*
- ? FORS Silver
- ? White noise reversing alarm
- ? Locking caps/covers to fuel and all other tanks
- ? Tow bracket with compatible electrics and breakaway cable anchor
- ? Trailer light board with additional rear number plate (with strobe lights where possible)
- ? Insulated Body
- ? Tailboard hinged at top and/or bottom
- ? Body mounted fire extinguisher mounting bracket
- ? Gantry or bed mounted Swinglift with isolator
- ? Differential Lock
- If Fitted With Cage**
- ? Secondary locking mechanism required for rear doors if fitted with chain system
- ? Steel Cage with sliding doors to both sides
- ? Inside cage mounted beacons
- ? Forward facing dash camera
- ? External audible handbrake warning alarm

*****Additional Signage Requirements**

- ✓ "Limited to" speed
- ✓ "Diesel Fuel Only"
- ✓ "How's my driving"
- ✓ "3 points of contact"
- ✓ "Zero Harm"

Additional Options need to be specified at the time of order and additional costs will be incurred

Fleet (HGV) Specification

TIPPER (7–12T)

Ref: HSF-SP-0046JB Version: 4.0

Typical illustration



Core requirements

Tipper lorry between 7 and 12t GVW

Environmental requirements

Engine must comply to Euro 5 emissions standards as a minimum (Euro 6 if operating in or around City Urban Clean Air Zones)

Mandatory Requirements

HGV fleet - general

- ✓ All necessary paperwork for vehicle and ancillary equipment
- ✓ Evidence of Pre-hire inspection
- ✓ Inspection records available on request
- ✓ All safety decals in place and legible
- ✓ Operator instructions must be with the vehicle
- ✓ No Smoking signage
- ✓ FORS compliant
- ✓ Wheel nut indicators
- ✓ Passenger and driver's seat with seat belts & head restraints
- ✓ Night Silent Reverse Buzzer with Isolator Switch
- ✓ All access and egress steps and handles in high visibility finish ensuring 3 points of contact is achievable
- ✓ Reverse camera
- ✓ Fire extinguisher storage facility installed in cab for a 2kg fire extinguisher
- ✓ Height warning indicator
- ✓ ECE R65 approved roof mounted twin beacon
- ✓ Telematics unit

HGV Fleet - specific

- ✓ Tipping body with integral body prop
- ✓ O Licence Holder
- ✓ VTG7 Plate
- ✓ On board weighing system
- ✓ Chapter 8 to industry standard and operational requirements
- ✓ Load rated securing points
- ✓ Fall protection system
- ✓ Body raised warning device
- ✓ Drop sides
- ✓ Rear tailboard
- ✓ Rope hooks
- ✓ Tailboard deflector plate (if tailboard hinged at bottom)

Operator - general

- ✓ Satisfy all requirements of Balfour Beatty Commercial Vehicle policy (OPSPL0010)
- ✓ Attend full induction prior to starting work
- ✓ Be briefed on the site specific Plant, Vehicle and People Management Plan (PVPMP) and check for overhead obstructions and hazards
- ✓ Be signed onto the appropriate Safe System of Work documentation for the task
- ✓ Complete Pre-use check sheet/e-inspection
- ✓ Comply with Pre-use and Defect Reporting System
- ✓ Have a competency assessment prior to being put to work
- ✓ Report all unsafe conditions
- ✓ Abide by specific BB Company policies, procedures and permits
- ✓ Always operate/use the vehicle and any ancillary equipment in accordance with manufacturer's instructions/recommendations

For any clarification or more information regarding this type of equipment please contact the Fleet Service Desk on 01332 476071

Operator - specific

- ✓ Must observe the laws relating to the driving and operation of vehicles.
- ✓ Must hold a valid category
- ✓ C1 <7500kg driving licence (minimum).
- ✓ C >7500kg driving licence (minimum)
- ✓ Must hold additional categories required if towing trailers.
- ✓ Must hold, and carry when on driving duties, a DVSA issued blue Driver Qualification card.
- ✓ Must adhere to and record Driving hours, rest periods and breaks. Applicable regulations either GB Domestic or EU drivers hours rules to be authorised by Company Nominated Transport

Manager.

- ✓ Must ensure all loads are adequately secured.
- ✓ Must ensure the vehicle is not overloaded.
- ✓ Must not use any vehicle in an unsafe or none compliant condition

Risks & Limitations of Use**Risks**

- ♥ Striking overhead obstructions/utility lines
- ♥ Effect of weather on visibility and working/traffic surfaces
- ♥ People in operational exclusion zone
- ♥ Public interface – working alongside
- ♥ Falls from height

Limitations of use

- ♥ Do not use if equipment is, or appears to be damaged
- ♥ No entry into exclusion zone unless signalled by operator
- ♥ Not to be used for lifting operations if operator does not have correct qualification or vehicle/ancillary documentation is incomplete or has expired

Note: All persons preparing risk assessments involving vehicles are encouraged to review previous risk assessments undertaken for similar activities and safety alerts

Additional Options

- ? Additional Signage*
- ? FORS Silver
- ? White noise reversing alarm
- ? Locking caps/covers to fuel and all other tanks
- ? Tow bracket with compatible electrics and breakaway cable anchor
- ? Trailer light board with additional rear number plate (with strobe lights where possible)
- ? Gantry mounted Swinglift with isolator
- ? Tarmac chutes
- ? Insulated Body
- ? Caged body
- ? Tailboard hinged at top and/or bottom
- ? Body mounted fire extinguisher mounting bracket
- ? Differential Lock
- ? Battery Isolator Switch (where applicable for auxiliary equipment)
- ? **If Fitted With Cage**
- ? Secondary locking mechanism required for rear doors if fitted with chain system
- ? Weight tested steel gantry with mesh infill fitted with lashing rings
 - ? Steel Cage with sliding doors to both sides
 - ? Forward facing dash camera
 - ? External audible handbrake warning alarm

*****Additional Signage Requirements**

- ✓ "Limited to" speed
- ✓ "Diesel Fuel Only"
- ✓ "How's my driving"
- ✓ "3 points of contact"
- ✓ "Zero Harm"

Additional Options need to be specified at the time of order and additional costs will be incurred

Fleet (HGV) Specification

TIPPER (18T)

Ref: HSF-SP-0046JC Version: 4.0

Typical illustration



Core requirements

Tipper lorry – 18T GVW

Environmental requirements

Engine must comply to Euro 5 emissions standards as a minimum (Euro 6 if operating in or around City Urban Clean Air Zones)

Mandatory Requirements

HGV fleet - general

- ✓ All necessary paperwork for vehicle and ancillary equipment
- ✓ Evidence of Pre-hire inspection
- ✓ Inspection records available on request
- ✓ All safety decals in place and legible
- ✓ Operator instructions must be with the vehicle
- ✓ No Smoking signage
- ✓ FORS compliant
- ✓ Wheel nut indicators
- ✓ Passenger and driver's seat with seat belts & head restraints
- ✓ Night Silent Reverse Buzzer with Isolator Switch
- ✓ All access and egress steps and handles in high visibility finish ensuring 3 points of contact is achievable
- ✓ Reverse camera
- ✓ Fire extinguisher storage facility installed in cab for a 2kg fire extinguisher
- ✓ Height warning indicator
- ✓ ECE R65 approved roof mounted twin beacon
- ✓ Telematics unit

HGV Fleet - specific

- ✓ Tipping body with integral body prop
- ✓ O Licence Holder
- ✓ VTG7 Plate
- ✓ On board weighing system
- ✓ Chapter 8 to industry standard and operational requirements
- ✓ Load rated securing points
- ✓ Fall protection system
- ✓ Body raised warning device
- ✓ Drop sides
- ✓ Rear tailboard
- ✓ Rope hooks
- ✓ Tailboard deflector plate (if tailboard hinged at bottom)

Operator - general

- ✓ Satisfy all requirements of Balfour Beatty Commercial Vehicle policy (OPSPL0010)
- ✓ Attend full induction prior to starting work
- ✓ Be briefed on the site specific Plant, Vehicle and People Management Plan (PVPMP) and check for overhead obstructions and hazards
- ✓ Be signed onto the appropriate Safe System of Work documentation for the task
- ✓ Complete Pre-use check sheet/e-inspection
- ✓ Comply with Pre-use and Defect Reporting System
- ✓ Have a competency assessment prior to being put to work
- ✓ Report all unsafe conditions
- ✓ Abide by specific BB Company policies, procedures and permits
- ✓ Always operate/use the vehicle and any ancillary equipment in accordance with manufacturer's instructions/recommendations

For any clarification or more information regarding this type of equipment please contact the Fleet Service Desk on 01332 476071

Operator - specific

- ✓ Must observe the laws relating to the driving and operation of vehicles
- ✓ Must hold a valid category C driving licence (minimum). Additional categories required if towing trailers
- ✓ Must hold, and carry when on driving duties, a DVSA issued blue Driver Qualification card
- ✓ Must adhere to and record Driving hours, rest periods and breaks. applicable regulations either GB Domestic or EU drivers hours rules to be authorised by Company Nominated Transport

- Manager
- ✓ Must ensure all loads are adequately secured
 - ✓ Must ensure the vehicle is not overloaded
- Must not, use any vehicle in an unsafe or none compliant condition

Risks & Limitations of Use**Risks**

- ♥ Striking overhead obstructions/utility lines
- ♥ Effect of weather on visibility and working/traffic surfaces
- ♥ People in operational exclusion zone
- ♥ Public interface – working alongside
- ♥ Falls from height

Limitations of use

- ♥ Do not use if equipment is, or appears to be damaged
- ♥ No entry into exclusion zone unless signalled by operator
- ♥ Not to be used for lifting operations if operator does not have correct qualification or vehicle/ancillary documentation is incomplete or has expired

Note: All persons preparing risk assessments involving vehicles are encouraged to review previous risk assessments undertaken for similar activities and safety alerts

Additional Options

- ? Additional Signage*
- ? FORS Silver
- ? White noise reversing alarm
- ? Locking caps/covers to fuel and all other tanks
- ? Tow bracket with compatible electrics and breakaway cable anchor
- ? Trailer light board with additional rear number plate (with strobe lights where possible)
- ? Gantry mounted Swinglift with isolator
- ? Tarmac chutes
- ? Insulated Body
- ? Tailboard hinged at top and/or bottom
- ? Body mounted fire extinguisher mounting bracket
- ? Differential Lock
- ? Forward facing dash camera
- ? External audible handbrake warning alarm
- ? Battery Isolator Switch (where applicable for auxiliary equipment)
- ?

*****Additional Signage Requirements**

- ✓ "Limited to" speed
- ✓ "Diesel Fuel Only"
- ✓ "How's my driving"
- ✓ "3 points of contact"
- ✓ "Zero Harm"

Additional Options need to be specified at the time of order and additional costs will be incurred

Fleet (HGV) Specification

BARRIER RIG

Ref: HSF-SP-0046JD Version: 5.0

Typical illustration



Core requirements

Vehicle for replacing/repairing barriers

Environmental requirements

Engine must comply to Euro 5 emissions standards as a minimum (Euro 6 if operating in or around City Urban Clean Air Zones)

Mandatory Requirements

HGV fleet - general

- ✓ All necessary paperwork for vehicle and ancillary equipment
- ✓ Evidence of Pre-hire inspection
- ✓ Inspection records available on request
- ✓ All safety decals in place and legible
- ✓ Operator instructions must be with the vehicle
- ✓ No Smoking signage
- ✓ FORS compliant
- ✓ Wheel nut indicators
- ✓ Passenger and driver's seat with seat belts & head restraints
- ✓ Night Silent Reverse Buzzer with Isolator Switch
- ✓ All access and egress steps and handles in high visibility finish ensuring 3 points of contact is achievable
- ✓ Reverse camera
- ✓ Fire extinguisher storage facility installed in cab for a 2kg fire extinguisher
- ✓ Height warning indicator
- ✓ ECE R65 approved roof mounted twin beacon
- ✓ Telematics unit

HGV Fleet - specific

- ✓ O Licence Holder
- ✓ VTG7 Plate
- ✓ Chapter 8 to industry standard and operational requirements
- ✓ Fall protection system

When fitted with Pile Driver

- ✓ Work lamps
- ✓ Post hammer
- ✓ Impact plates
- ✓ Radio remote control

When Fitted With Crane

- ✓ Front mounted hook crane

- ✓ Load holding valve (with protective shield if applicable)
- ✓ Radio remote control with not stowed warning buzzer
- ✓ Handbrake interlock
- ✓ Stabiliser legs
- ✓ Stabiliser pads with storage box
- ✓ Work lamps mounted to boom
- ✓ Hook attachment (bearing type)
- ✓ Stabilizer legs equipped with powered leg tilting devices shall be designed so that an operator, standing at a fixed stabilizer control station, does not risk being entrapped by a partly rotated leg when retracting the stabilizer extension
- ✓ From 1 January 2023 unmodified swing-up stabilisers with a fixed control position entrapment risk will not be permitted on Balfour Beatty sites.

Body

- ✓ Drop side body
- ✓ Non-slip floor
- ✓ Appropriate work lighting
- ✓ Load rated securing points

Operator - general

- ✓ Satisfy all requirements of Balfour Beatty Commercial Vehicle policy (OP SPL0010)
- ✓ Attend full induction prior to starting work
- ✓ Be briefed on the site specific Plant, Vehicle and People Management Plan (PVPMP) and check for overhead obstructions and hazards
- ✓ Be signed onto the appropriate Safe System of Work documentation for the task
- ✓ Complete Pre-use check sheet/e-inspection
- ✓ Comply with Pre-use and Defect Reporting System
- ✓ Have a competency assessment prior to being put to work
- ✓ Report all unsafe conditions

For any clarification or more information regarding this type of equipment please contact the Fleet Service Desk on 01332 476071

- ✓ Abide by specific BB Company policies, procedures and permits
- ✓ Always operate/use the vehicle and any ancillary equipment in accordance with manufacturer's instructions/recommendations

Operator - specific

- ✓ Must observe the laws relating to the driving and operation of vehicles
- ✓ Must hold a valid category C driving licence (minimum). Additional categories required if towing trailers
- ✓ Must hold, and carry when on driving duties, a DVSA issued blue Driver Qualification card
- ✓ Must adhere to and record Driving hours, rest periods and breaks. applicable regulations either GB Domestic or EU drivers hours rules to be authorised by Company Nominated Transport Manager
- ✓ Must ensure all loads are adequately secured
- ✓ Must ensure the vehicle is not overloaded
- ✓ Must not, use any vehicle in an unsafe or none compliant condition

Risks & Limitations of Use

Risks

- ♥ Striking overhead obstructions/utility lines
- ♥ Effect of weather on visibility and working/traffic surfaces
- ♥ People in operational exclusion zone
- ♥ Public interface – working alongside
- ♥ Falls from height

Limitations of use

- ♥ Do not use if equipment is, or appears to be damaged
- ♥ No entry into exclusion zone unless signalled by operator
- ♥ Not to be used for lifting operations if operator does not have correct qualification or vehicle/ancillary documentation is incomplete or has expired

Note: All persons preparing risk assessments involving vehicles are encouraged to review previous risk assessments undertaken for similar activities and safety alerts

Additional Options

- ? Additional Signage*
- ? FORS Silver
- ? White noise reversing alarm
- ? Locking caps/covers to fuel and all other tanks
- ? Tow bracket with compatible electrics and breakaway cable anchor
- ? Trailer light board with additional rear number plate (with strobe lights where possible)
- ? Key out system
- ? Body mounted fire extinguisher mounting bracket
- ? Differential Lock
- ? Forward facing dash camera
- ? External audible handbrake warning alarm
- ? Banksman worklight system
- ? Key switch height limiter
- ? Battery Isolator Switch

***Additional Signage Requirements

- ✓ "Limited to" speed
- ✓ "Diesel Fuel Only"
- ✓ "How's my driving"
- ✓ "3 points of contact"
- ✓ "Zero Harm"

Additional Options need to be specified at the time of order and additional costs will be incurred

Fleet (HGV) Specification HOTBOX

Ref: HSF-SP-0046JE Version: 4.0

Typical illustration



Core requirements

Vehicle to maintain the temperature of asphalt/material and dispense as required

Environmental requirements

Engine must comply to Euro 5 emissions standards as a minimum (Euro 6 if operating in or around City Urban Clean Air Zones)

Mandatory Requirements

HGV fleet - general

- ✓ All necessary paperwork for vehicle and ancillary equipment
- ✓ Evidence of Pre-hire inspection
- ✓ Inspection records available on request
- ✓ All safety decals in place and legible
- ✓ Operator instructions must be with the vehicle
- ✓ No Smoking signage
- ✓ FORS compliant
- ✓ Wheel nut indicators
- ✓ Passenger and driver's seat with seat belts & head restraints
- ✓ Night Silent Reverse Buzzer with Isolator Switch
- ✓ All access and egress steps and handles in high visibility finish ensuring 3 points of contact is achievable
- ✓ Reverse camera
- ✓ Fire extinguisher storage facility installed in cab for a 2kg fire extinguisher
- ✓ Height warning indicator
- ✓ ECE R65 approved roof mounted twin beacon
- ✓ Telematics unit

HGV Fleet - specific

- ✓ Hotbox body
- ✓ O Licence Holder
- ✓ VTG7 Plate
- ✓ Battery Isolator Switch
- ✓ On board weighing system
- ✓ Chapter 8 to industry standard and operational requirements
- ✓ Inspection gantries (with fall protection systems)
- ✓ Discharge chute(s)
- ✓ Work lamps mounted to rear
- ✓ Fire extinguisher storage facility on body x 2
- ✓ Fully insulated containers
- ✓ Thermostatically controlled gas system
- ✓ Safety cut off system to hotbox lids

Operator - general

- ✓ Satisfy all requirements of Balfour Beatty Commercial Vehicle policy (OPSP0010)
- ✓ Attend full induction prior to starting work
- ✓ Be briefed on the site specific Plant, Vehicle and People Management Plan (PVPMP) and check for overhead obstructions and hazards
- ✓ Be signed onto the appropriate Safe System of Work documentation for the task
- ✓ Complete Pre-use check sheet/e-inspection
- ✓ Comply with Pre-use and Defect Reporting System
- ✓ Have a competency assessment prior to being put to work
- ✓ Report all unsafe conditions
- ✓ Abide by specific BB Company policies, procedures and permits
- ✓ Always operate/use the vehicle and any ancillary equipment in accordance with manufacturer's instructions/recommendations

For any clarification or more information regarding this type of equipment please contact the Fleet Service Desk on 01332 476071

Operator - specific

- ✓ Must observe the laws relating to the driving and operation of vehicles
- ✓ Must hold a valid category C driving licence (minimum). Additional categories required if towing trailers
- ✓ Must hold, and carry when on driving duties, a DVSA issued blue Driver Qualification card
- ✓ Must ensure all loads are adequately secured

- ✓ Must adhere to and record Driving hours, rest periods and breaks. applicable regulations either GB Domestic or EU drivers hours rules to be authorised by Company Nominated Transport Manager
- ✓ Must ensure the vehicle is not overloaded
- ✓ Must not, use any vehicle in an unsafe or none compliant condition

Risks & Limitations of Use**Risks**

- ♥ Striking overhead obstructions/utility lines
- ♥ Effect of weather on visibility and working/traffic surfaces
- ♥ People in operational exclusion zone
- ♥ Public interface – working alongside
- ♥ Falls from height

Limitations of use

- ♥ Do not use if equipment is, or appears to be damaged
- ♥ No entry into exclusion zone unless signalled by operator
- ♥ Not to be used for lifting operations if operator does not have correct qualification or vehicle/ancillary documentation is incomplete or has expired

Note: All persons preparing risk assessments involving vehicles are encouraged to review previous risk assessments undertaken for similar activities and safety alerts

Additional Options

- ? Additional Signage*
- ? FORS Silver
- ? White noise reversing alarm
- ? Locking caps/covers to fuel and all other tanks
- ? Tow bracket with compatible electrics and breakaway cable anchor
- ? Trailer light board with additional rear number plate (with strobe lights where possible)
- ? Key out system
- ? Capacity of hotbox
- ? Differential Lock
- ? Forward facing dash camera
- ? External audible handbrake warning alarm

*****Additional Signage Requirements**

- ✓ "Limited to" speed
- ✓ "Diesel Fuel Only"
- ✓ "How's my driving"
- ✓ "3 points of contact"
- ✓ "Zero Harm"

(Additional Options need to be specified at the time of order and additional costs)

Fleet (HGV) Specification

MAN 4X4

Ref: HSF-SP-0046JF Version: 5.0

Typical illustration



Core requirements

All-terrain vehicle with lorry loader crane

Environmental requirements

Engine must comply to Euro 5 emissions standards as a minimum (Euro 6 if operating in or around City Urban Clean Air Zones)

Mandatory Requirements

HGV fleet - general

- ✓ All necessary paperwork for vehicle and ancillary equipment
- ✓ Evidence of Pre-hire inspection
- ✓ Inspection records available on request
- ✓ All safety decals in place and legible
- ✓ Operator instructions must be with the vehicle
- ✓ No Smoking signage
- ✓ FORS compliant
- ✓ Wheel nut indicators
- ✓ Passenger and driver's seat with seat belts & head restraints
- ✓ Night Silent Reverse Buzzer with Isolator Switch
- ✓ All access and egress steps and handles in high visibility finish ensuring 3 points of contact is achievable
- ✓ Reverse camera
- ✓ Fire extinguisher storage facility installed in cab for a 2kg fire extinguisher
- ✓ Height warning indicator
- ✓ ECE R65 approved roof mounted twin beacon
- ✓ Telematics unit

HGV Fleet - specific

- ✓ Dropside body
- ✓ O Licence Holder
- ✓ VTG7 Plate
- ✓ On board weighing system
- ✓ Chapter 8 to industry standard and operational requirements
- ✓ Deep pan sump for off road use
- ✓ On/Off road tyres

When Fitted With Crane

- ✓ Front mounted hook crane
- ✓ Load holding valve (with protective shield if applicable)
- ✓ Radio remote control with "not stowed" warning buzzer

- ✓ Stabilizer legs
- ✓ Stabiliser pads with storage
- ✓ Work lamps mounted to boom
- ✓ Hook attachment (bearing type)
- ✓ Key switch height limiter
- ✓ Stabilizer legs equipped with powered leg tilting devices shall be designed so that an operator, standing at a fixed stabilizer control station, does not risk being entrapped by a partly rotated leg when retracting the stabilizer extension
- ✓ From 1 January 2023 unmodified swing-up stabilisers with a fixed control position entrapment risk will not be permitted on Balfour Beatty sites.

Bodywork

- ✓ Heavy duty floor with securing point for crane hook
- ✓ Rope hooks
- ✓ Load rated securing points
- ✓ Front load gantry with load protection strip
- ✓ Gantry mounted work lights
- ✓ Fall protection system

Operator - general

- ✓ Satisfy all requirements of Balfour Beatty Commercial Vehicle policy (OPSPL0010)
- ✓ Attend full induction prior to starting work
- ✓ Be briefed on the site specific Plant, Vehicle and People Management Plan (PVPMP) and check for overhead obstructions and hazards
- ✓ Be signed onto the appropriate Safe System of Work documentation for the task
- ✓ Complete Pre-use check sheet/e-inspection
- ✓ Comply with Pre-use and Defect Reporting System
- ✓ Have a competency assessment prior to being put to work
- ✓ Report all unsafe conditions
- ✓ Abide by specific BB Company policies, procedures and permits

For any clarification or more information regarding this type of equipment please contact the Fleet Service Desk on 01332 476071

- ✓ Always operate/use the vehicle and any ancillary equipment in accordance with manufacturer's instructions/recommendations

Operator - specific

- ✓ Must observe the laws relating to the driving and operation of vehicles.
- ✓ Must hold a valid category C driving licence (minimum). Additional categories required if towing trailers
- ✓ Must hold, and carry when on driving duties, a DVSA issued blue Driver Qualification card.
- ✓ Must adhere to and record Driving hours, rest periods and breaks. Applicable regulations either GB Domestic or EU drivers hours rules to be authorised by Company Nominated Transport Manager
- ✓ Must ensure all loads are adequately secured.
- ✓ Must ensure the vehicle is not overloaded
- ✓ Must not, use any vehicle in an unsafe or none compliant condition

Risks & Limitations of Use

Risks

- ♥ Striking overhead obstructions/utility lines
- ♥ Overturning if lifting duties exceeded, used on incline or uneven ground
- ♥ Effect of weather on visibility and working/traffic surfaces
- ♥ People in operational exclusion zone
- ♥ Public interface – working alongside
- ♥ Falls from height

Limitations of use

- ♥ Do not use if equipment is, or appears to be damaged
- ♥ No entry into exclusion zone unless signalled by operator
- ♥ Not to be used for lifting operations if operator does not have correct qualification or vehicle/ancillary documentation is incomplete or has expired

Note: All persons preparing risk assessments involving vehicles are encouraged to review previous risk assessments undertaken for similar activities and safety alerts

Additional Options

- ? Additional Signage*
- ? FORS Silver
- ? White noise reversing alarm
- ? Locking caps/covers to fuel and all other tanks
- ? Tow bracket with compatible electrics and breakaway cable anchor
- ? Trailer light board with additional rear number plate (with strobe lights where possible)
- ? Storage boxes
- ? Hand wash
- ? Key out system
- ? Loose spare wheel
- ? Body mounted fire extinguisher mounting bracket
- ? Differential Lock
- ? Forward facing dash camera
- ? External audible handbrake warning alarm
- ? Battery Isolator Switch

Fleet (HGV) Specification

TRAFFIC MANAGEMENT VEHICLE

Ref: HSF-SP-0046JG Version: 4.0

Typical illustration



Core requirements

Vehicle to support traffic management operations

Environmental requirements

Engine must comply to Euro 5 emissions standards as a minimum (Euro 6 if operating in or around City Urban Clean Air Zones)

Mandatory Requirements

HGV fleet - general

- ✓ All necessary paperwork for vehicle and ancillary equipment
- ✓ Evidence of Pre-hire inspection
- ✓ Inspection records available on request
- ✓ All safety decals in place and legible
- ✓ Operator instructions must be with the vehicle
- ✓ No Smoking signage
- ✓ FORS compliant
- ✓ Wheel nut indicators
- ✓ Passenger and driver's seat with seat belts & head restraints
- ✓ Night Silent Reverse Buzzer with Isolator Switch
- ✓ All access and egress steps and handles in high visibility finish ensuring 3 points of contact is achievable
- ✓ Reverse camera
- ✓ Fire extinguisher storage facility installed in cab for a 2kg fire extinguisher
- ✓ Height warning indicator
- ✓ ECE R65 approved roof mounted twin beacon
- ✓ Telematics unit

HGV Fleet - specific

- ✓ Traffic Management spec body
- ✓ O Licence Holder
- ✓ VTG7 Plate
- ✓ Chapter 8 to industry standard and operational requirements
- ✓ Fall protection system
- ✓ Sign frame storage with retaining system
- ✓ Cone storage with retaining system
- ✓ Sandbag storage facility
- ✓ Non-slip floor
- ✓ Drop wells to both n/s & o/s with steps in corner

& additional lighting

- ✓ Drop well covers
- ✓ Emergency button in drop well
- ✓ Work lamps illuminating bed
- ✓ VSA lighting arrow and sign board with hydraulic raise/lower top board
- ✓ Fully synchronised top lighting arrow and bottom standard 610 arrow to road specifications

Operator - general

- ✓ Satisfy all requirements of Balfour Beatty Commercial Vehicle policy (OPSPL0010)
- ✓ Attend full induction prior to starting work
- ✓ Be briefed on the site specific Plant, Vehicle and People Management Plan (PVPMP) and check for overhead obstructions and hazards
- ✓ Be signed onto the appropriate Safe System of Work documentation for the task
- ✓ Complete Pre-use check sheet/e-inspection
- ✓ Comply with Pre-use and Defect Reporting System
- ✓ Have a competency assessment prior to being put to work
- ✓ Report all unsafe conditions
- ✓ Abide by specific BB Company policies, procedures and permits
- ✓ Always operate/use the vehicle and any ancillary equipment in accordance with manufacturer's instructions/recommendations

For any clarification or more information regarding this type of equipment please contact the Fleet Service Desk on 01332 476071

Operator - specific

- ✓ Must observe the laws relating to the driving and operation of vehicles.
- ✓ Must hold a valid category C driving licence (minimum). Additional categories required if towing trailers.
- ✓ Must hold, and carry when on driving duties, a DVSA issued blue Driver Qualification card.
- ✓ Must adhere to and record Driving hours, rest periods and breaks. Applicable regulations either GB Domestic or EU drivers hours rules to be

authorised by Company Nominated Transport Manager.

- ✓ Must ensure all loads are adequately secured.
- ✓ Must ensure the vehicle is not overloaded
- ✓ Must not, use any vehicle in an unsafe or none compliant condition

Risks & Limitations of Use**Risks**

- ♥ Effect of weather on visibility and working/traffic surfaces
- ♥ Operating cash cushion
- ♥ People in operational exclusion zone
- ♥ Public interface – working alongside
- ♥ Falls from height

Limitations of use

- ♥ Do not use if equipment is, or appears to be damaged
- ♥ No entry into exclusion zone unless signalled by operator

Note: All persons preparing risk assessments involving vehicles are encouraged to review previous risk assessments undertaken for similar activities and safety alerts

Additional Options

- ? Additional Signage*
- ? FORS Silver
- ? Hand wash Unit
- ? Dual passenger seat
- ? Red X convoy vehicle facility dedicated access area to body with three points of contact
- ? White Noise reversing alarm
- ? Locking caps/covers to furl and all other tanks
- ? Crash Cushion appropriate to speed of road worked on (Permanently Mounted and maintained to appropriate industry standard)
- ? Communication system from foot well to driver
- ? Body mounted fire extinguisher mounting bracket
- ? Differential Lock
- ? Forward facing dash camera
- ? External audible handbrake warning alarm
- ? Banksman work light system
- ? On board weighing system
- ? Battery Isolator Switch
- ? Recordable 360 CCTV system

****Additional Signage Requirements**

- ✓ "Limited to" speed
- ✓ "Diesel Fuel Only"
- ✓ "How's my driving"
- ✓ "3 points of contact"
- ✓ "Zero Harm"

Additional Options need to be specified at the time of order and additional costs will be incurred

Fleet (HGV) Specification

UNIBODY

Ref: HSF-SP-0046JH Version: 2.0

Typical illustration



Core requirements

Multi-purpose bodies for general highway maintenance duties combined with winter salt spreading facilities

Environmental requirements

Engine must comply to Euro 5 emissions standards as a minimum (Euro 6 if operating in or around City Urban Clean Air Zones)

Mandatory Requirements

HGV fleet - general

- ✓ All necessary paperwork for vehicle and ancillary equipment
- ✓ A daily/weekly maintenance schedule must be provided
- ✓ Evidence of Pre-hire inspection
- ✓ Inspection records available on request
- ✓ All safety decals in place and legible
- ✓ Operator instructions must be with the vehicle
- ✓ Labelled each side with tyre inflation pressure
- ✓ No Smoking signage
- ✓ FORS compliant
- ✓ Wheel nut indicators
- ✓ Passenger and driver's seat with seat belts & head restraints
- ✓ Audible and Visual Handbrake Warning
- ✓ Night Silent Reverse Buzzer with Isolator Switch
- ✓ All access and egress steps and handles in high visibility finish ensuring 3 points of contact is achievable
- ✓ Reverse camera
- ✓ On board weighing system
- ✓ Fire extinguisher storage facility installed in cab for a 2kg fire extinguisher
- ✓ Height warning indicator
- ✓ ECE R65 approved roof mounted twin beacon
- ✓ Telematics unit

HGV Fleet - specific

- ✓ Unibody
- ✓ O Licence Holder
- ✓ VTG7 Plate
- ✓ Battery Isolator Switch
- ✓ Chapter 8 to industry standard and operational requirements
- ✓ Insulated rear tailboard
- ✓ Sheeting system
- ✓ Rope hooks
- ✓ Salt sensor with flashing indicator
- ✓ Spreading lamp with red lens
- ✓ Body raised warning device

Operator - general

- ✓ Satisfy all requirements of Balfour Beatty Commercial Vehicle policy (OPSP0010)
- ✓ Attend full induction prior to starting work
- ✓ Be briefed on the site specific Plant, Vehicle and People Management Plan (PVPMP) and check for overhead obstructions and hazards
- ✓ Be signed onto the appropriate Safe System of Work documentation for the task
- ✓ Complete Pre-use check sheet/e-inspection
- ✓ Comply with Pre-use and Defect Reporting System
- ✓ Have a competency assessment prior to being put to work
- ✓ Report all unsafe conditions
- ✓ Abide by specific BB Company policies, procedures and permits
- ✓ Always operate/use the vehicle and any ancillary equipment in accordance with manufacturer's instructions/recommendations

Operator - specific

- ✓ Must observe the laws relating to the driving and operation of vehicles.
- ✓ Must hold a valid category C driving licence (minimum). Additional categories required if towing trailers
- ✓ Must hold, and carry when on driving duties, a DVSA issued blue Driver Qualification card.
- ✓ Must adhere to and record Driving hours, rest periods and breaks. Applicable regulations either GB Domestic or EU drivers hours rules to be authorised by Company Nominated Transport Manager.
- ✓ Must ensure all loads are adequately secured.
- ✓ Must ensure the vehicle is not overloaded
- ✓ Must not, use any vehicle in an unsafe or none compliant condition

Risks & Limitations of Use**Risks**

- ♥ Demounting and re-mounting gritter body
- ♥ Effect of weather on visibility and working/traffic surfaces
- ♥ People in operational exclusion zone
- ♥ Public interface – working alongside
- ♥ Falls from height

Limitations of use

- ♥ Do not use if equipment is, or appears to be damaged
- ♥ No entry into exclusion zone unless signalled by operator

Note: All persons preparing risk assessments involving vehicles are encouraged to review previous risk assessments undertaken for similar activities and safety alerts

Additional Options

- ? Additional Signage*
- ? FORS Silver
- ? White noise reversing alarm
- ? Locking caps/covers to fuel and all other tanks
- ? Trailer light board with additional rear number plate (with strobe lights where possible)
- ? Tow bracket with compatible electrics and breakaway cable anchor
- ? Gantry mounted Swinglift with isolator
- ? DIN plate plough lamps and controls
- ? Body mounted fire extinguisher mounting bracket
- ? Differential Lock

*****Additional Signage Requirements**

- ✓ "Limited to" speed
- ✓ "Diesel Fuel Only"
- ✓ "How's my driving"
- ✓ "3 points of contact"
- ✓ "Zero Harm"

Additional Options need to be specified at the time of order and additional costs will be incurred

Fleet (HGV) Specification

WINTER MAINTENANCE VEHICLE

Ref: HSF-SP-0046JI Version: 4.1

Typical illustration



Core requirements

Winter maintenance vehicle providing dry and Pre Wet treatment from 1.7cu to 12cu capacity, 7.5t to 32t chassis

Environmental requirements

Engine must comply to Euro 5 emissions standards as a minimum (Euro 6 if operating in or around City Urban Clean Air Zones)

Mandatory Requirements

HGV fleet - general

- ✓ All necessary paperwork for vehicle and ancillary equipment
- ✓ Evidence of Pre-hire inspection
- ✓ Inspection records available on request
- ✓ All safety decals in place and legible
- ✓ Operator instructions must be with the vehicle
- ✓ No Smoking signage
- ✓ FORS compliant
- ✓ Wheel nut indicators
- ✓ Passenger and driver's seat with seat belts & head restraints
- ✓ Night Silent Reverse Buzzer with Isolator Switch
- ✓ All access and egress steps and handles in high visibility finish ensuring 3 points of contact is achievable
- ✓ Reverse camera
- ✓ Fire extinguisher storage facility installed in cab for a 2kg fire extinguisher
- ✓ Height warning indicator
- ✓ ECE R65 approved roof mounted twin beacon
- ✓ Telematics unit

HGV Fleet - specific

- ✓ Winter maintenance / gritter body
- ✓ Warning signs and indicators**
- ✓ Salt delivery system (*unless liquid only*)
- ✓ Salt screens to hopper (*unless liquid only*)
- ✓ Full cab mounted spreading control system to comply with BS 1622 Class A1
- ✓ Spreading disc at rear with sensor
- ✓ Inspection platform with fall protection system. (*unless liquid only*)
- ✓ Glass emergency hammer

Operator - general

- ✓ Satisfy all requirements of Balfour Beatty Commercial Vehicle policy (OPSP0010)

- ✓ Attend full induction prior to starting work
- ✓ Be briefed on the site specific Plant, Vehicle and People Management Plan (PVPMP) and check for overhead obstructions and hazards
- ✓ Be signed onto the appropriate Safe System of Work documentation for the task
- ✓ Complete Pre-use check sheet/e-inspection
- ✓ Comply with Pre-use and Defect Reporting System
- ✓ Have a competency assessment prior to being put to work
- ✓ Report all unsafe conditions
- ✓ Abide by specific BB Company policies, procedures and permits
- ✓ Always operate/use the vehicle and any ancillary equipment in accordance with manufacturer's instructions/recommendations

For any clarification or more information regarding this type of equipment please contact the Fleet Service Desk on 01332 476071

Operator - specific

- ✓ Must hold a valid permit to drive
- ✓ Must observe the laws relating to the driving and operation of vehicles.
- ✓ Must hold a valid category C driving licence (minimum). Additional categories required if towing trailers.
- ✓ Must hold, and carry when on driving duties, a DVSA issued blue Driver Qualification card.
- ✓ Must adhere to and record Driving hours, rest periods and breaks. Applicable regulations either GB Domestic or EU drivers hours rules to be authorised by Company Nominated Transport

Manager.

- ✓ Must ensure all loads are adequately secured.
 - ✓ Must ensure the vehicle is not overloaded
- Must not, use any vehicle in an unsafe or none compliant condition

Risks & Limitations of Use**Risks**

- ♥ Effect of weather on visibility and working/traffic surfaces
- ♥ People in operational exclusion zone
- ♥ Public interface – working alongside
- ♥ Falls from height

Limitations of use

- ♥ Do not use if equipment is, or appears to be damaged
- ♥ No entry into exclusion zone unless signalled by operator

Note: All persons preparing risk assessments involving vehicles are encouraged to review previous risk assessments undertaken for similar activities and safety alerts

Additional Options need to be specified at the time of order and additional costs will be incurred

Additional Options

- ? Additional Signage*
- ? FORS Silver
- ? Type of grill/salt screen
- ? Type of plough lights
- ? Din Plate incl. hydraulics
- ? Plough (with plough lamps and control system)
- ? Pre-wet, dry or liquid only
- ? Spread meterage
- ? Liquid treatment from jets or disc
- ? White noise reversing alarm
- ? Battery Isolator Switch
- ? Hopper camera
- ? Differential Lock
- ? Forward facing dash camera
- ? External audible handbrake warning alarm
- ? On board weighing system

*****Additional Signage Requirements**

- ✓ "Limited to" speed
- ✓ "Diesel Fuel Only"
- ✓ "How's my driving"
- ✓ "3 points of contact"
- ✓ "Zero Harm"

****Warning signs and indicators**

- ✓ Warning signs and indicators to BSI1622

Chevron markings comprising alternative strips of fluorescent orange-red retroreflective material and fluorescent yellow non-reflective material, of not less than 150mm width each, inclined at 45-60 degrees to the horizontal and pointing upwards (SPREADING)

Fleet (LCV) Specification 4x4 DOUBLE CAB

Ref: HSF-SP-0046JJ Version: 6.2

Typical illustration



Core requirements

4x4 Light Commercial Vehicle
Up to 3.5T

Environmental requirements

Engine must comply to Euro 5 emissions standards as a minimum (Euro 6 if operating in or around City Urban Clean Air Zones)
Or full Electric vehicle option

Mandatory Requirements

LCV fleet - general

- ✓ All necessary paperwork for vehicle and ancillary equipment
- ✓ All safety decals in place and legible
- ✓ Operator instructions must be with the vehicle
- ✓ Speed limited at 70 mph
- ✓ Audible reversing alarm with cut out switch
- ✓ Rear proximity sensors
- ✓ Gross and payload weights and licence category prominently displayed
- ✓ Fire extinguisher mounting bracket
- ✓ No Smoking signage
- ✓ Telematics unit
- ✓ EV vehicle only – Max length charging cables

LCV Fleet - specific

- ✓ Non slip floor
- ✓ Load rated securing points
- ✓ Wheel nut indicators

Operator - general

- ✓ Satisfy all requirements of Balfour Beatty Commercial Vehicle policy ([OPS-PL-0010](#))
- ✓ Attend full induction prior to starting work
- ✓ Be briefed on the site specific Plant, Vehicle and People Management Plan (PVPMP) and check for overhead obstructions and hazards
- ✓ Be signed onto the appropriate Safe System of Work documentation for the task
- ✓ Complete Pre-use check sheet/e-inspection

- ✓ Comply with Pre-use and Defect Reporting System
- ✓ Have a competency assessment prior to being put to work
- ✓ Report all unsafe conditions
- ✓ Abide by specific BB Company policies, procedures and permits
- ✓ Always operate/use the vehicle and any ancillary equipment in accordance with manufacturer's instructions/recommendations

Operator - specific

- ✓ Must hold a valid BB Permit to drive.
- ✓ Must have completed the BB Commercial Vehicle driver e-learning training module within the last 3 years.
- ✓ Must observe the laws relating to the driving and operation of vehicles.
- ✓ Must hold a valid category B driving licence (minimum). BE category is required if towing trailers larger than 750Kg.
- ✓ Must adhere to GB Domestic drivers hours rules or EU drivers hours rules to be authorised by Company Nominated Transport Manager.
- ✓ Must carry out a pre-use check and record in writing either using log book or approved APP. Any defect identified must be promptly reported to line Managers/supervisors.
- ✓ Must ensure all loads are adequately secured.
- ✓ Must ensure the vehicle is not overloaded.
- ✓ Must not, use any vehicle in an unsafe or none compliant condition

Risks & Limitations of Use

Risks

- ♥ People in operational exclusion zone
- ♥ Public interface – working alongside
- ♥ Falls from height

Limitations of use

- ♥ Do not use if equipment is, or appears to be damaged
- ♥ 3 points of contact must be made when accessing bed of vehicle
- ♥ Do not use if there are defects that would render the vehicle unroadworthy e.g. Worn out tyres, in-operative lights etc

Note: All persons preparing risk assessments involving vehicles are encouraged to review previous risk assessments undertaken for similar activities and safety alerts

Additional Options

- ? ECE R65 approved roof mounted twin beacon
- ? Chapter 8 to industry standard and operational requirements
- ? Additional signage requirements*
- ? Hard top to rear
- ? Tow bar bracket with 3.5ton double locking dual hitch, safety chain bracket and 13-7 pin adapter
- ? Trailer light board with additional rear number plate (with strobe lights where possible)
- ? Fire extinguisher (2Kg Dry powder)
- ? First aid kit mounted in rear
- ? Single cab
- ? Vinyl seat covers
- ? Amber strobes fitted to rear hard top, individually switched
- ? Catloc Security
- ? Tachograph
- ? Forward facing dash camera
- ? Passenger air bag

*Additional Signage Requirements

- ✓ "Limited to" speed
- ✓ "Diesel Fuel Only"
- ✓ "3 points of contact"
- ✓ "Zero Harm"

Additional Options need to be specified at the time of order and additional costs will be incurred

Early warning – from July 2025, this Fleet specification will be updated to include mandatory fitment/supply of an audible "Handbrake off" warning system when the driver door is opened to prevent runaway incidents

Fleet (LCV) Specification

3.5T LUTON BOX VAN

Ref: HSF-SP-0046JK Version: 6.2

Typical illustration



Core requirements

Cab Curtain Side / Box Van Body
Up to 3.5T
Diesel fuel

Environmental requirements

Engine must comply to Euro 5 emissions standards as a minimum (Euro 6 if operating in or around City Urban Clean Air Zones)
Or full Electric vehicle option

Mandatory Requirements

LCV fleet - general

- ✓ All necessary paperwork for vehicle and ancillary equipment
- ✓ All safety decals in place and legible
- ✓ Operator instructions must be with the vehicle
- ✓ Speed limited at 70 mph
- ✓ Audible reversing alarm with cut out switch
- ✓ Rear proximity sensors
- ✓ Gross and payload weights and licence category prominently displayed
- ✓ Fire extinguisher mounting bracket
- ✓ No Smoking signage
- ✓ Telematics unit
- ✓ EV vehicle only – Max length charging cables

LCV Fleet - specific

- ✓ Box van / curtain sider body as appropriate with lockable rear doors with retainers
- ✓ All access and egress steps and handles in high visibility finish ensuring 3 points of contact is achievable
- ✓ Interior work lights
- ✓ Load rated securing points
- ✓ Height warning indicator in cab
- ✓ Axle weighing system
- ✓ Rear camera
- ✓ Wheel nut indicators

Operator - general

- ✓ Satisfy all requirements of Balfour Beatty Commercial Vehicle policy (OPSPL0010)
- ✓ Attend full induction prior to starting work
- ✓ Be briefed on the site specific Plant, Vehicle and People Management Plan (PVPMP) and check for overhead obstructions and hazards

- ✓ Be signed onto the appropriate Safe System of Work documentation for the task
- ✓ Complete Pre-use check sheet/e-inspection
- ✓ Comply with Pre-use and Defect Reporting System
- ✓ Have a competency assessment prior to being put to work
- ✓ Report all unsafe conditions
- ✓ Abide by specific BB Company policies, procedures and permits
- ✓ Always operate/use the vehicle and any ancillary equipment in accordance with manufacturer's instructions/recommendations

Operator - specific

- ✓ Must hold a valid BB Permit to drive.
- ✓ Must have completed the BB Commercial Vehicle driver e-learning training module within the last 3 years.
- ✓ Must observe the laws relating to the driving and operation of vehicles.
- ✓ Must hold a valid category B driving licence (minimum). BE category is required if towing trailers larger than 750Kg.
- ✓ Must adhere to GB Domestic drivers hours rules or EU drivers hours rules to be authorised by Company Nominated Transport Manager.
- ✓ Must carry out a pre-use check and record in writing either using log book or approved APP. Any defect identified must be promptly reported to line Managers/supervisors.
- ✓ Must ensure all loads are adequately secured.
- ✓ Must ensure the vehicle is not overloaded.
- ✓ Must not, use any vehicle in an unsafe or non-compliant condition

Risks & Limitations of Use

Risks
<ul style="list-style-type: none"> ♥ People in operational exclusion zone ♥ Public interface – working alongside ♥ Falls from height

Limitations of use
<ul style="list-style-type: none"> ♥ Do not use if equipment is, or appears to be damaged ♥ 3 points of contact must be made when accessing bed of vehicle ♥ Safe working areas around vehicle to be clearly defined prior to commencement of works ♥ Do not use if there are defects that would render the vehicle unroadworthy e.g. Worn out tyres, in-operative lights etc

Note: All persons preparing risk assessments involving vehicles are encouraged to review previous risk assessments undertaken for similar activities and safety alerts

Additional Options
<ul style="list-style-type: none"> ? Chapter 8 to industry standard and operational requirements ? ECE R65 approved roof mounted twin beacon ? Additional signage requirements* ? Interior Racking ? Tail lift c/w roller shutter door ? Additional Load Restraints ? Tow bar bracket with 3.5ton double locking dual hitch, safety chain bracket and 13-7 pin adapter ? Trailer light board with additional rear number plate (with strobe lights where possible) ? Fire extinguisher (2Kg Dry powder) ? Vinyl seat covers ? Tachograph ? Forward facing dash camera ? Passenger air bag

*Additional Signage Requirements
<ul style="list-style-type: none"> ✓ "Limited to" speed ✓ "Diesel Fuel Only" ✓ "How's my driving" ✓ "3 points of contact" ✓ "Zero Harm"

Additional Options need to be specified at the time of order and additional costs will be incurred

Early warning – from July 2025, this Fleet specification will be updated to include mandatory fitment/supply of an audible "Handbrake off" warning system when the driver door is opened to prevent runaway incidents

Fleet (LCV) Specification

MEDIUM VAN

Ref: HSF-SP-0046JL Version: 6.2

Typical illustration



Core requirements

Medium sized van Size
Up to 2.5T

Environmental requirements

Engine must comply to Euro 5 emissions standards as a minimum (Euro 6 if operating in or around City Urban Clean Air Zones)
Or full Electric vehicle option

Mandatory Requirements

LCV fleet - general

- ✓ All necessary paperwork for vehicle and ancillary equipment
- ✓ All safety decals in place and legible
- ✓ Operator instructions must be with the vehicle
- ✓ Speed limited at 70 mph
- ✓ Audible reversing alarm with cut out switch (**only** if vehicle GVW exceeds 2000kg)
- ✓ Rear proximity sensors
- ✓ Gross and payload weights and licence category prominently displayed
- ✓ Fire extinguisher mounting bracket
- ✓ No Smoking signage
- ✓ Telematics unit
- ✓ EV vehicle only – Max length charging cables

LCV Fleet - specific

- ✓ Load rated securing points
- ✓ Side load door (N/S as a minimum)
- ✓ Non Slip floor with full lining to side and doors
- ✓ Full steel/mesh bulkhead

Operator - general

- ✓ Satisfy all requirements of Balfour Beatty Commercial Vehicle policy ([OPS-PL-0010](#))
- ✓ Attend full induction prior to starting work
- ✓ Be briefed on the site specific Plant, Vehicle and People Management Plan (PVPMP) and check for overhead obstructions and hazards
- ✓ Be signed onto the appropriate Safe System of Work documentation for the task
- ✓ Complete Pre-use check sheet/e-inspection

- ✓ Comply with Pre-use and Defect Reporting System
- ✓ Have a competency assessment prior to being put to work
- ✓ Report all unsafe conditions
- ✓ Abide by specific BB Company policies, procedures and permits
- ✓ Always operate/use the vehicle and any ancillary equipment in accordance with manufacturer's instructions/recommendations

Operator - specific

- ✓ Must hold a valid BB Permit to drive.
- ✓ Must have completed the BB Commercial Vehicle driver e-learning training module within the last 3 years.
- ✓ Must observe the laws relating to the driving and operation of vehicles.
- ✓ Must hold a valid category B driving licence (minimum). BE category is required if towing trailers larger than 750Kg.
- ✓ Must adhere to GB Domestic drivers hours rules or EU drivers hours rules to be authorised by Company Nominated Transport Manager.
- ✓ Must carry out a pre-use check and record in writing either using log book or approved APP. Any defect identified must be promptly reported to line Managers/supervisors.
- ✓ Must ensure all loads are adequately secured.
- ✓ Must ensure the vehicle is not overloaded.
- ✓ Must not, use any vehicle in an unsafe or non-compliant condition

Risks & Limitations of Use

Risks

- ♥ People in operational exclusion zone
- ♥ Public interface – working alongside
- ♥ Injury from opening vehicle rear and side doors

Limitations of use

- ♥ Do not use if equipment is, or appears to be damaged
- ♥ Do not use if there are defects that would render the vehicle unroadworthy e.g. Worn out tyres, in-operative lights etc

Note: All persons preparing risk assessments involving vehicles are encouraged to review previous risk assessments undertaken for similar activities and safety alerts

Additional Options

- ? ECE R65 approved roof mounted twin beacon Chapter 8 to industry standard and operational requirements
- ? Additional signage requirements*
- ? Tow bar bracket with 3.5ton double locking dual hitch, safety chain bracket and 13-7 pin adapter
- ? Trailer light board with additional rear number plate (with strobe lights where possible)
- ? Fire extinguisher (2Kg Dry powder)
- ? First aid kit mounted in rear
- ? Handwashing facilities
- ? Racking / storage solution
- ? Work lights mounted in rear door aperture
- ? Interior strip lights
- ? Amber strobes to rear doors individually switch
- ? Tachograph
- ? Slam locks
- ? Forward facing dash camera
- ? Passenger air bag

*Additional Signage Requirements

- ✓ "Limited to" speed
- ✓ "Diesel Fuel Only"
- ✓ "How's my driving"
- ✓ "3 points of contact"
- ✓ "Zero Harm"

Additional Options need to be specified at the time of order and additional costs will be incurred

Early warning – from July 2025, this Fleet specification will be updated to include mandatory fitment/supply of an audible "Handbrake off" warning system when the driver door is opened to prevent runaway incidents

Fleet (LCV) Specification

WELFARE VAN

Ref: HSF-SP-0046JM Version: 6.2

Typical illustration



Core requirements

Welfare van c/w welfare/store conversion to rear
Up to 3.5T

Environmental requirements

Engine must comply to Euro 5 emissions standards as a minimum (Euro 6 if operating in or around City Urban Clean Air Zones)
Or full Electric vehicle option

Mandatory Requirements

LCV fleet - general

- ✓ All necessary paperwork for vehicle and ancillary equipment
- ✓ All safety decals in place and legible
- ✓ Operator instructions must be with the vehicle
- ✓ Speed limited at 70 mph
- ✓ Audible reversing alarm with cut out switch
- ✓ Rear proximity sensors
- ✓ Gross and payload weights and licence category prominently displayed
- ✓ Fire extinguisher mounting bracket
- ✓ No Smoking signage
- ✓ Telematics unit
- ✓ EV vehicle only – Max length charging cables

LCV Fleet - specific

- ✓ Axle weighing system
- ✓ Rear camera
- ✓ All access and egress steps and handles in high visibility finish ensuring 3 points of contact is achievable
- ✓ Rotary roof vent above crew/rear load area
- ✓ Wheel nut indicators
- ✓ Rear conversion for welfare inc:
 - First aid kit mounted in rear
 - Seating and table
 - Kitchenette area
 - Microwave
 - Water boiler
 - 12v charging socket(s)
 - Sink with hot / cold taps
 - Hand care station 3 in 1 with towel dispenser
 - Fresh water containers
 - Waste water containers

Operator - general

- ✓ Satisfy all requirements of Balfour Beatty Commercial Vehicle policy ([OPS-PL-0010](#))
- ✓ Attend full induction prior to starting work
- ✓ Be briefed on the site specific Plant, Vehicle and People Management Plan (PVPMP) and check for overhead obstructions and hazards
- ✓ Be signed onto the appropriate Safe System of Work documentation for the task
- ✓ Complete Pre-use check sheet/e-inspection
- ✓ Comply with Pre-use and Defect Reporting System
- ✓ Have a competency assessment prior to being put to work
- ✓ Report all unsafe conditions
- ✓ Abide by specific BB Company policies, procedures and permits
- ✓ Always operate/use the vehicle and any ancillary equipment in accordance with manufacturer's instructions/recommendations

Operator - specific

- ✓ Must hold a valid BB Permit to drive.
- ✓ Must have completed the BB Commercial Vehicle driver e-learning training module within the last 3 years.
- ✓ Must observe the laws relating to the driving and operation of vehicles.
- ✓ Must hold a valid category B driving licence (minimum). BE category is required if towing trailers larger than 750Kg.
- ✓ Must adhere to GB Domestic drivers hours rules or EU drivers hours rules to be authorised by Company Nominated Transport Manager.

For any clarification or more information regarding this type of equipment please contact the Fleet Service Desk on 01332 476071

01/10/2023

Document Authoriser: Wanford, Adrian

- ✓ Must carry out a pre-use check and record in writing either using log book or approved APP. Any defect identified must be promptly reported to line Managers/supervisors.
- ✓ Must ensure all loads are adequately secured.

- ✓ Must ensure the vehicle is not overloaded.
- ✓ Must not use any vehicle in an unsafe or non-compliant condition

Risks & Limitations of Use

Risks

- ♥ People in operational exclusion zone
- ♥ Public interface – working alongside
- ♥ Injury from opening vehicle rear and side doors

Limitations of use

- ♥ Do not use if equipment is, or appears to be damaged
- ♥ 3 points of contact must be made when accessing bed of vehicle
- ♥ Do not use if there are defects that would render the vehicle unroadworthy e.g. Worn out tyres, in-operative lights etc

Note: All persons preparing risk assessments involving vehicles are encouraged to review previous risk assessments undertaken for similar activities and safety alerts

Additional Options

- ?? ECE R65 approved roof mounted twin beacon Chapter 8 to industry standard and operational requirements
- ?? Additional signage requirements*
- ?? Vinyl seat trim
- ?? Store conversion to rear
- ?? 2kg powder fire extinguisher
- ?? Toilet
- ?? Trailer light board with additional rear number plate (with strobe lights where possible)
- ?? Tachograph
- ?? Forward facing dash camera
- ?? Passenger air bag

*Additional Signage Requirements

- ✓ "Limited to" speed
- ✓ "Diesel Fuel Only"
- ✓ "How's my driving"
- ✓ "3 points of contact"
- ✓ "Zero Harm"

Additional Options need to be specified at the time of order and additional costs will be incurred

Early warning – from July 2025, this Fleet specification will be updated to include mandatory fitment/supply of an audible "Handbrake off" warning system when the driver door is opened to prevent runaway incidents

Fleet (LCV) Specification

LONG WHEEL BASE SINGLE CAB DROPSIDE

Ref: HSF-SP-0046JN Version: 6.2

Typical illustration



Core requirements

Long wheel base Single Cab drop side
Up to 3.5T

Environmental requirements

Engine must comply to Euro 5 emissions standards as a minimum (Euro 6 if operating in or around City Urban Clean Air Zones)
Or full Electric vehicle option

Mandatory Requirements

LCV fleet - general

- ✓ All necessary paperwork for vehicle and ancillary equipment
- ✓ All safety decals in place and legible
- ✓ Operator instructions must be with the vehicle
- ✓ Speed limited at 70 mph
- ✓ Audible reversing alarm with cut out switch
- ✓ Rear proximity sensors
- ✓ Gross and payload weights and licence category prominently displayed
- ✓ Fire extinguisher mounting bracket
- ✓ No Smoking signage
- ✓ Telematics unit
- ✓ EV vehicle only – Max length charging cables

LCV Fleet - specific

- ✓ Fall protection system
- ✓ Axle weighing system
- ✓ Rear camera
- ✓ Load rated securing points
- ✓ All access and egress steps and handles in high visibility finish ensuring 3 points of contact is achievable
- ✓ Gantry mounted work light
- ✓ Wheel nut indicators
- ✓ Full steel/mesh bulkhead

Operator - general

- ✓ Satisfy all requirements of Balfour Beatty Commercial Vehicle policy ([OPS-PL-0010](#))
- ✓ Attend full induction prior to starting work
- ✓ Be briefed on the site specific Plant, Vehicle and People Management Plan (PVPMP) and check for overhead obstructions and hazards

- ✓ Be signed onto the appropriate Safe System of Work documentation for the task
- ✓ Complete Pre-use check sheet/e-inspection
- ✓ Comply with Pre-use and Defect Reporting System
- ✓ Have a competency assessment prior to being put to work
- ✓ Report all unsafe conditions
- ✓ Abide by specific BB Company policies, procedures and permits
- ✓ Always operate/use the vehicle and any ancillary equipment in accordance with manufacturer's instructions/recommendations

Operator - specific

- ✓ Must hold a valid BB Permit to drive.
- ✓ Must have completed the BB Commercial Vehicle driver e-learning training module within the last 3 years.
- ✓ Must observe the laws relating to the driving and operation of vehicles.
- ✓ Must hold a valid category B driving licence (minimum). BE category is required if towing trailers larger than 750Kg.
- ✓ Must adhere to GB Domestic drivers hours rules or EU drivers hours rules to be authorised by Company Nominated Transport Manager.
- ✓ Must carry out a pre-use check and record in writing either using log book or approved APP. Any defect identified must be promptly reported to line Managers/supervisors.
- ✓ Must ensure all loads are adequately secured.
- ✓ Must ensure the vehicle is not overloaded.
- ✓ Must not, use any vehicle in an unsafe or none compliant condition

Risks & Limitations of Use

Risks

- ♥ Falls from bed of vehicle
- ♥ Vehicle / People Interface
- ♥ Injury when opening vehicle drop sides

Limitations of use

- ♥ Do not use if equipment is, or appears to be damaged
- ♥ 3 points of contact must be made when accessing bed of vehicle
- ♥ Fall protection must be used, no access without this is permitted
- ♥ Safe working areas around vehicle to be clearly defined prior to commencement of works
- ♥ Do not use if there are defects that would render the vehicle unroadworthy e.g. Worn out tyres, in-operative lights etc

Note: All persons preparing risk assessments involving vehicles are encouraged to review previous risk assessments undertaken for similar activities and safety alerts

Additional Options

- ? ECE R65 approved roof mounted twin beacon
- ? Chapter 8 to industry standard and operational requirements
- ? Additional signage*
- ? Additional Load Restraints
- ? Tow bar bracket with 3.5ton double locking dual hitch, safety chain bracket and 13-7 pin adapter
- ? Trailer light board with additional rear number plate (with strobe lights where possible)
- ? Fire extinguisher (2Kg Dry powder)
- ? First aid kit mounted in rear
- ? Hand wash with soap dispenser mounted to N/S/F load bed
- ? Load bed mounted tool box
- ? Tail lift
- ? Hand wash with soap dispenser mounted to N/S/F load bed
- ? Rear facing amber strobes mounted to fall protection corner posts
- ? Catloc Security
- ? Tachograph
- ? Forward facing dash camera
- ? Passenger air bag

*Additional Signage

- ✓ "Limited to" speed
- ✓ "Diesel Fuel Only"
- ✓ "How's my driving"
- ✓ "3 points of contact"
- ✓ "Zero Harm"

Additional Options need to be specified at the time of order and additional costs will be incurred

Early warning – from July 2025, this Fleet specification will be updated to include mandatory fitment/supply of an audible "Handbrake off" warning system when the driver door is opened to prevent runaway incidents

Fleet (LCV) Specification

LONG WHEEL BASE SINGLE CAB TIPPER

Ref: HSF-SP-0046JO Version: 5.2

Typical illustration



Core requirements

Long wheel base Single Cab tipper
Up to 3.5T

Environmental requirements

Engine must comply to Euro 5 emissions standards as a minimum (Euro 6 if operating in or around City Urban Clean Air Zones)
Or full Electric vehicle option

Mandatory Requirements

LCV fleet - general

- ✓ All necessary paperwork for vehicle and ancillary equipment
- ✓ A daily/weekly maintenance schedule must be provided
- ✓ All safety decals in place and legible
- ✓ Operator instructions must be with the vehicle
- ✓ Labelled each side with tyre inflation pressure
- ✓ Speed limited at 70 mph
- ✓ Audible reversing alarm with cut out switch
- ✓ Rear proximity sensors
- ✓ Gross and payload weights and licence category prominently displayed
- ✓ Fire extinguisher mounting bracket
- ✓ No Smoking signage
- ✓ Telematics unit
- ✓ EV vehicle only – Max length charging cables

LCV Fleet - specific

- ✓ Applicable for LLV9 & LLV10
- ✓ ECE R65 approved roof mounted twin beacon
- ✓ Axle weighing system
- ✓ Rear camera
- ✓ Fall protection system
- ✓ Load rated securing points
- ✓ All access and egress steps and handles painted high visibility ensuring 3 points of contact is achievable
- ✓ Gantry mounted work lights
- ✓ Tailboard tow bar deflector plate (if appropriate to tailboard configuration)
- ✓ Wheel nut indicators
- ✓ Full steel/mesh bulkhead

Operator - general

- ✓ Satisfy all requirements of Balfour Beatty Commercial Vehicle policy (OPSPL0010)
- ✓ Attend full induction prior to starting work
- ✓ Be briefed on the site specific Plant, Vehicle and People Management Plan (PVPMP) and check for overhead obstructions and hazards
- ✓ Be signed onto the appropriate Safe System of Work documentation for the task
- ✓ Complete Pre-use check sheet/e-inspection
- ✓ Comply with Pre-use and Defect Reporting System
- ✓ Have a competency assessment prior to being put to work
- ✓ Report all unsafe conditions
- ✓ Abide by specific BB Company policies, procedures and permits
- ✓ Always operate/use the vehicle and any ancillary equipment in accordance with manufacturer's instructions/recommendations

Operator - specific

- ✓ Must hold a valid BB Permit to drive.
- ✓ Must have completed the BB Commercial Vehicle driver e-learning training module within the last 3 years.
- ✓ Must observe the laws relating to the driving and operation of vehicles.
- ✓ Must hold a valid category B driving licence (minimum). BE category is required if towing trailers larger than 750Kg.
- ✓ Must adhere to GB Domestic drivers hours rules or EU drivers hours rules to be authorised by Company Nominated Transport Manager.

For any clarification or more information regarding this type of equipment please contact the Fleet Service Desk on 01332 476071

01/10/2023

Document Authoriser: Wanford, Adrian

- ✓ Must carry out a pre-use check and record in writing either using log book or approved APP. Any defect identified must be promptly reported to line Managers/supervisors.
- ✓ Must ensure all loads are adequately secured.
- ✓ Must ensure the vehicle is not overloaded.

- ✓ Must not, use any vehicle in an unsafe or non-compliant condition
- ✓ Must ensure the vehicle is not overloaded.
- ✓ Must not, use any vehicle in an unsafe or non-compliant condition

Risks & Limitations of Use

Risks

- ♥ Falls from bed of vehicle
- ♥ Vehicle / People Interface
- ♥ Injury when opening vehicle drop sides
- ♥ Injury during tipping of bed

Limitations of use

- ♥ Do not use if equipment is, or appears to be damaged
- ♥ 3 points of contact must be made when accessing bed of vehicle
- ♥ Fall protection must be used, no access without this is permitted
- ♥ Safe working areas around vehicle to be clearly defined prior to commencement of works
- ♥ Do not use if there are defects that would render the vehicle unroadworthy e.g. Worn out tyres, in-operative lights etc

Note: All persons preparing risk assessments involving vehicles are encouraged to review previous risk assessments undertaken for similar activities and safety alerts

Additional Options

- ? Chapter 8 to industry standard and operational requirements
- ? Additional signage*
- ? Load Restraints
- ? Tow bar bracket with 3.5ton double locking dual hitch, safety chain bracket and 13-7 pin adapter
- ? Trailer light board with additional rear number plate (with strobe lights where possible)
- ? Vinyl Seat trim
- ? First aid kit mounted in rear
- ? Hand wash with soap dispenser mounted to N/S/F load bed
- ? Load Bed mounted tool box
- ? Fire extinguisher (2Kg Dry powder)
- ? Storage or seats to rear cab
- ? Cage conversion to rear c/w door retainer system
- ? Rear facing amber strobes mounted to fall protection corner posts
- ? Catloc Security
- ? Tachograph
- ? Passenger air bag

*Additional Signage

- ✓ "Limited to" speed
- ✓ "Diesel Fuel Only"
- ✓ "How's my driving"
- ✓ "3 points of contact"
- ✓ "Zero Harm"

Additional Options need to be specified at the time of order and additional costs will be incurred

Early warning – from July 2025, this Fleet specification will be updated to include mandatory fitment/supply of an audible "Handbrake off" warning system when the driver door is opened to prevent runaway incidents

Fleet (LCV) Specification

LONG WHEEL BASE VAN

Ref: HSF-SP-0046JP Version: 6.2

Typical illustration



Core requirements

Long wheel base van
Up to 3.5T

Environmental requirements

Engine must comply to Euro 5 emissions standards as a minimum (Euro 6 if operating in or around City Urban Clean Air Zones)
Or full Electric vehicle option

Mandatory Requirements

LCV fleet - general

- ✓ All necessary paperwork for vehicle and ancillary equipment
- ✓ All safety decals in place and legible
- ✓ Operator instructions must be with the vehicle
- ✓ Speed limited at 70 mph
- ✓ Audible reversing alarm with cut out switch
- ✓ Rear proximity sensors
- ✓ Gross and payload weights and licence category prominently displayed
- ✓ Fire extinguisher mounting bracket
- ✓ No Smoking signage
- ✓ Telematics unit
- ✓ EV vehicle only – Max length charging cables

LCV Fleet - specific

- ✓ All access and egress steps and handles in high visibility finish ensuring 3 points of contact is achievable
- ✓ Full steel bulkhead
- ✓ Non slip floor
- ✓ Load area fully lined including wheel arches
- ✓ Load rated securing points
- ✓ Work lights mounted in rear door aperture
- ✓ Interior lights
- ✓ Axle weighing system
- ✓ Rear camera
- ✓ Wheel nut indicators
- ✓ Full steel/mesh bulkhead

Operator - general

- ✓ Satisfy all requirements of Balfour Beatty Commercial Vehicle policy ([OPS-PL-0010](#))
- ✓ Attend full induction prior to starting work

- ✓ Be briefed on the site specific Plant, Vehicle and People Management Plan (PVPMP) and check for overhead obstructions and hazards Be signed onto the appropriate Safe System of Work documentation for the task
- ✓ Complete Pre-use check sheet/e-inspection
- ✓ Comply with Pre-use and Defect Reporting System
- ✓ Have a competency assessment prior to being put to work
- ✓ Report all unsafe conditions
- ✓ Abide by specific BB Company policies, procedures and permits
- ✓ Always operate/use the vehicle and any ancillary equipment in accordance with manufacturer's instructions/recommendations

Operator - specific

- ✓ Must hold a valid BB Permit to drive
- ✓ Must observe the laws relating to the driving and operation of vehicles.
- ✓ Must hold a valid category B driving licence (minimum). BE category is required if towing trailers larger than 750Kg.
- ✓ Must adhere to GB Domestic drivers hours rules or EU drivers hours rules to be authorised by Company Nominated Transport Manager.
- ✓ Must carry out a pre-use check and record in writing either using log book or approved APP. Any defect identified must be promptly reported to line Managers/supervisors.
- ✓ Must ensure all loads are adequately secured.
- ✓ Must ensure the vehicle is not overloaded.
- ✓ Must not, use any vehicle in an unsafe or non-compliant condition

Risks & Limitations of Use

Risks

- ♥ Vehicle / people interface
- ♥ Injury from opening vehicle rear and side doors

Limitations of use

- ♥ Do not use if equipment is, or appears to be damaged
- ♥ Do not use if there are defects that would render the vehicle unroadworthy e.g. Worn out tyres, in-operative lights etc

Note: All persons preparing risk assessments involving vehicles are encouraged to review previous risk assessments undertaken for similar activities and safety alerts

Additional Options

- ? ECE R65 approved roof mounted twin beacon Chapter 8 to industry standard and operational requirements
- ? Additional signage*
- ? Interior Racking / Storage
- ? Load Restraints
- ? Tow bar bracket with 3.5ton double locking dual hitch, safety chain bracket and 13-7 pin adapter
- ? Trailer light board with additional rear number plate (with strobe lights where possible)
- ? Fire extinguisher (2Kg Dry powder)
- ? Over cab storage nett with retaining strip to front edge
- ? Vinyl seat trim
- ? First aid kit mounted in rear
- ? Revolving roof vent
- ? Amber strobes to rear doors individually switched
- ? Catloc Security
- ? Tachograph
- ? Slam locks
- ? Forward facing dash camera
- ? Passenger air bag

*Additional Signage Requirements

- ✓ "Limited to" speed
- ✓ "Diesel Fuel Only"
- ✓ "How's my driving"
- ✓ "3 points of contact"
- ✓ "Zero Harm"

Additional Options need to be specified at the time of order and additional costs will be incurred

Early warning – from July 2025, this Fleet specification will be updated to include mandatory fitment/supply of an audible "Handbrake off" warning system when the driver door is opened to prevent runaway incidents

Fleet (LCV) Specification

EXTRA LONG WHEEL BASE VAN

Ref: HSF-SP-0046JQ Version: 6.2

Typical illustration



Core requirements

Extra-long wheel base van
Up to 3.5T

Environmental requirements

Engine must comply to Euro 5 emissions standards as a minimum (Euro 6 if operating in or around City Urban Clean Air Zones)
Or full Electric vehicle option

Mandatory Requirements

LCV fleet - general

- ✓ All necessary paperwork for vehicle and ancillary equipment
- ✓ A daily/weekly maintenance schedule must be provided
- ✓ All safety decals in place and legible
- ✓ Operator instructions must be with the vehicle
- ✓ Labelled each side with tyre inflation pressure
- ✓ Speed limited at 70 mph
- ✓ Audible reversing alarm with cut out switch
- ✓ Rear proximity sensors
- ✓ Gross and payload weights and licence category prominently displayed
- ✓ Fire extinguisher mounting bracket
- ✓ No Smoking signage
- ✓ Telematics unit
- ✓ EV vehicle only – Max length charging cables

LCV Fleet - specific

- ✓ Applicable for LLV11 & LLV12
- ✓ All access and egress steps and handles painted high visibility ensuring 3 points of contact is achievable
- ✓ Non slip floor
- ✓ Load area fully lined including wheel arches
- ✓ Load rated securing points
- ✓ Hi-vis tread plates to entry/exits (subject to derivative)
- ✓ Interior work lights
- ✓ Axle weighing system
- ✓ Rear camera
- ✓ Work lights mounted in rear door aperture
- ✓ Wheel nut indicators
- ✓ Full steel/mesh bulkhead

Operator - general

- ✓ Satisfy all requirements of Balfour Beatty Commercial Vehicle policy ([OPS-PL-0010](#))
- ✓ Attend full induction prior to starting work
- ✓ Be briefed on the site specific Plant, Vehicle and People Management Plan (PVPMP) and check for overhead obstructions and hazards
- ✓ Be signed onto the appropriate Safe System of Work documentation for the task
- ✓ Complete Pre-use check sheet/e-inspection
- ✓ Comply with Pre-use and Defect Reporting System
- ✓ Have a competency assessment prior to being put to work
- ✓ Report all unsafe conditions
- ✓ Abide by specific BB Company policies, procedures and permits
- ✓ Always operate/use the vehicle and any ancillary equipment in accordance with manufacturer's instructions/recommendations

Operator - specific

- ✓ Must hold a valid BB Permit to drive
- ✓ Must observe the laws relating to the driving and operation of vehicles.
- ✓ Must hold a valid category B driving licence (minimum). BE category is required if towing trailers larger than 750Kg.
- ✓ Must adhere to GB Domestic drivers hours rules or EU drivers hours rules to be authorised by Company Nominated Transport Manager.
- ✓ Must carry out a pre-use check and record in writing either using log book or approved APP. Any defect identified must be promptly reported to line Managers/supervisors.

For any clarification or more information regarding this type of equipment please contact the Fleet Service Desk on 01332 476071

- ✓ Must ensure all loads are adequately secured.
- ✓ Must ensure the vehicle is not overloaded.

- ✓ Must not use any vehicle in an unsafe or non-compliant condition

Risks & Limitations of Use

Risks

- ♥ Vehicle / people interface
- ♥ Injury from opening vehicle rear and side doors
- ♥ Falls from rear of vehicle

Limitations of use

- ♥ Do not use if equipment is, or appears to be damaged
- ♥ Do not use if there are defects that would render the vehicle unroadworthy e.g. Worn out tyres, in-operative lights etc

Note: All persons preparing risk assessments involving vehicles are encouraged to review previous risk assessments undertaken for similar activities and safety alerts

Additional Options

- ?? ECE R65 approved roof mounted twin beacon Chapter 8 to industry standard and operational requirements
- ?? Additional signage requirements*
- ?? Interior Racking / Storage
- ?? Load Restraints
- ?? Tow bar bracket with 3.5ton double locking dual hitch, safety chain bracket and 13-7 pin adapter
- ?? Trailer light board with additional rear number plate (with strobe lights where possible)
- ?? Fire extinguisher (2Kg Dry powder)
- ?? Over cab storage nett with retaining strip to front edge
- ?? Vinyl seat trim
- ?? First aid kit mounted in rear
- ?? Revolving roof vent
- ?? Amber strobes to rear doors individually switched
- ?? Tachograph
- ?? Slam locks
- ?? Passenger air bag

*Additional Signage Requirements

- ✓ "Limited to" speed
- ✓ "Diesel Fuel Only"
- ✓ "How's my driving"
- ✓ "3 points of contact"
- ✓ "Zero Harm"

Additional Options need to be specified at the time of order and additional costs will be incurred

Early warning – from July 2025, this Fleet specification will be updated to include mandatory fitment/supply of an audible "Handbrake off" warning system when the driver door is opened to prevent runaway incidents

Fleet (LCV) Specification LONG WHEEL BASE DOUBLE CAB TIPPER

Ref: HSF-SP-0046JR Version: 6.2

Typical illustration



Core requirements

Long wheel base Double Cab Tipper
Up to 3.5T

Environmental requirements

Engine must comply to Euro 5 emissions standards as a minimum (Euro 6 if operating in or around City Urban Clean Air Zones)
Or full Electric vehicle option

Mandatory Requirements

LCV fleet - general

- ✓ All necessary paperwork for vehicle and ancillary equipment
- ✓ All safety decals in place and legible
- ✓ Operator instructions must be with the vehicle
- ✓ Speed limited at 70 mph
- ✓ Audible reversing alarm with cut out switch
- ✓ Rear proximity sensors
- ✓ Gross and payload weights and licence category prominently displayed
- ✓ Fire extinguisher mounting bracket
- ✓ No Smoking signage
- ✓ Telematics unit
- ✓ EV vehicle only – Max length charging cables

LCV Fleet - specific

- ✓ ECE R65 approved roof mounted twin beacon
- ✓ Axle weighing system
- ✓ Rear camera
- ✓ Fall protection system
- ✓ Load rated securing points
- ✓ All access and egress steps and handles in high visibility finish ensuring 3 points of contact is achievable
- ✓ Gantry mounted work lights
- ✓ Tailboard tow bar deflector plate (if appropriate to tailboard configuration)
- ✓ Wheel nut indicators
- ✓ Full steel/mesh bulkhead

Operator - general

- ✓ Satisfy all requirements of Balfour Beatty Commercial Vehicle policy (OPSP0010)
- ✓ Attend full induction prior to starting work

- ✓ Be briefed on the site specific Plant, Vehicle and People Management Plan (PVPMP) and check for overhead obstructions and hazards
- ✓ Be signed onto the appropriate Safe System of Work documentation for the task
- ✓ Complete Pre-use check sheet/e-inspection
- ✓ Comply with Pre-use and Defect Reporting System
- ✓ Have a competency assessment prior to being put to work
- ✓ Report all unsafe conditions
- ✓ Abide by specific BB Company policies, procedures and permits
- ✓ Always operate/use the vehicle and any ancillary equipment in accordance with manufacturer's instructions/recommendations

Operator - specific

- ✓ Must hold a valid BB Permit to drive.
- ✓ Must have completed the BB Commercial Vehicle driver e-learning training module within the last 3 years.
- ✓ Must observe the laws relating to the driving and operation of vehicles.
- ✓ Must hold a valid category B driving licence (minimum). BE category is required if towing trailers larger than 750Kg.
- ✓ Must adhere to GB Domestic drivers hours rules or EU drivers hours rules to be authorised by Company Nominated Transport Manager.
- ✓ Must carry out a pre-use check and record in writing either using log book or approved APP. Any defect identified must be promptly reported to line Managers/supervisors.
- ✓ Must ensure all loads are adequately secured.
- ✓ Must ensure the vehicle is not overloaded.
- ✓ Must not, use any vehicle in an unsafe or none compliant condition

For any clarification or more information regarding this type of equipment please contact the Fleet Service Desk on 01332 476071

Risks & Limitations of Use

Risks

- ♥ Falls from height/bed of vehicle
- ♥ Vehicle / people interface
- ♥ Injury when opening vehicle drop sides
- ♥ Injury during tipping of bed

Limitations of use

- ♥ Do not use if equipment is, or appears to be damaged
- ♥ 3 points of contact must be made when accessing bed of vehicle
- ♥ Fall protection must be used, no access without this is permitted
- ♥ Safe working areas around vehicle to be clearly defined prior to commencement of works
- ♥ Do not use if there are defects that would render the vehicle unroadworthy e.g. Worn out tyres, in-operative lights etc

Note: All persons preparing risk assessments involving vehicles are encouraged to review previous risk assessments undertaken for similar activities and safety alerts

Additional Options

- ? Chapter 8 to industry standard and operational requirements
- ? Additional signage *
- ? Load Restraints
- ? Tow bar bracket with 3.5ton double locking dual hitch, safety chain bracket and 13-7 pin adapter
- ? Trailer light board with additional rear number plate
- ? Vinyl Seat trim
- ? First aid kit mounted in rear
- ? Hand wash with soap dispenser mounted to N/S/F load bed
- ? Load Bed mounted tool box
- ? Fire extinguisher (2Kg Dry powder)
- ? Storage or seats to rear cab
- ? Cage conversion to rear c/w door retainer system
- ? Rear facing amber strobes mounted to fall protection corner posts
- ? Catloc Security
- ? Tachograph
- ? Forward facing dash camera
- ? Passenger air bag

*Additional Signage

- ✓ "Limited to" speed
- ✓ "Diesel Fuel Only"
- ✓ "How's my driving"
- ✓ "3 points of contact"
- ✓ "Zero Harm"

Additional Options need to be specified at the time of order and additional costs will be incurred

Early warning – from July 2025, this Fleet specification will be updated to include mandatory fitment/supply of an audible “Handbrake off” warning system when the driver door is opened to prevent runaway incidents

Fleet (LCV) Specification

SMALL VAN

Ref: HSF-SP-0046JS Version: 6.1

Typical illustration



Core requirements

Small / short wheel base van

Environmental requirements

Engine must comply to Euro 5 emissions standards as a minimum (Euro 6 if operating in or around City Urban Clean Air Zones)
Or full Electric vehicle option

Mandatory Requirements

LCV fleet - general

- ✓ All necessary paperwork for vehicle and ancillary equipment
- ✓ All safety decals in place and legible
- ✓ Operator instructions must be with the vehicle
- ✓ Speed limited at 70 mph
- ✓ Audible reversing alarm with cut out switch (**only** if vehicle GVW exceeds 2000kg)
- ✓ Rear proximity sensors
- ✓ Gross and payload weights and licence category prominently displayed
- ✓ Fire extinguisher mounting bracket
- ✓ No Smoking signage
- ✓ Telematics unit
- ✓ EV vehicle only – Max length charging cables

LCV Fleet - specific

- ✓ Single passenger seat
- ✓ Floor protected in load area
- ✓ Full steel/mesh bulkhead

Operator - general

- ✓ Satisfy all requirements of Balfour Beatty Commercial Vehicle policy ([OPS-PL-0010](#))
- ✓ Attend full induction prior to starting work
- ✓ Be briefed on the site specific Plant, Vehicle and People Management Plan (PVPMP) and check for overhead obstructions and hazards
- ✓ Be signed onto the appropriate Safe System of Work documentation for the task
- ✓ Complete Pre-use check sheet/e-inspection

- ✓ Comply with Pre-use and Defect Reporting System
- ✓ Have a competency assessment prior to being put to work
- ✓ Report all unsafe conditions
- ✓ Abide by specific BB Company policies, procedures and permits
- ✓ Always operate/use the vehicle and any ancillary equipment in accordance with manufacturer's instructions/recommendations

Operator - specific

- ✓ Must hold a valid BB Permit to drive.
- ✓ Must have completed the BB Commercial Vehicle driver e-learning training module within the last 3 years.
- ✓ Must observe the laws relating to the driving and operation of vehicles.
- ✓ Must hold a valid category B driving licence (minimum). BE category is required if towing trailers larger than 750Kg.
- ✓ Must adhere to GB Domestic drivers hours rules or EU drivers hours rules to be authorised by Company Nominated Transport Manager.
- ✓ Must carry out a pre-use check and record in writing either using log book or approved APP. Any defect identified must be promptly reported to line Managers/supervisors.
- ✓ Must ensure all loads are adequately secured.
- ✓ Must ensure the vehicle is not overloaded.
- ✓ Must not, use any vehicle in an unsafe or non-compliant condition

Risks & Limitations of Use

Risks

- ♥ Vehicle / People Interface
- ♥ Injury from opening vehicle rear and side doors

Limitations of use

- ♥ Do not use if equipment is, or appears to be damaged
- ♥ 3 points of contact must be made when accessing bed of vehicle

Note: All persons preparing risk assessments involving vehicles are encouraged to review previous risk assessments undertaken for similar activities and safety alerts

Additional Options

- ? ECE R65 approved roof mounted twin beacon
- ? Chapter 8 to industry standard and operational requirements
- ? Additional signage requirements*
- ? Tow bar bracket with double locking dual hitch, safety chain bracket and 13-7 pin adapter
- ? Trailer light board with additional rear number plate (with strobe lights where possible)
- ? 2kg powder fire extinguisher
- ? First aid kit mounted in rear
- ? Rear window mesh/tinted
- ? Racking
- ? Forward facing dash camera
- ? Passenger air bag

*Additional Signage Requirements

- ✓ "Limited to" speed
- ✓ "Diesel Fuel Only"
- ✓ "How's my driving"
- ✓ "Zero Harm"

Additional Options need to be specified at the time of order and additional costs will be incurred

Early warning – from July 2025, this Fleet specification will be updated to include mandatory fitment/supply of an audible "Handbrake off" warning system when the driver door is opened to prevent runaway incidents

Fleet (LCV) Specification

9 SEATER MINIBUS

Ref: HSF-SP-0046JT Version: 6.2

Typical illustration



Core requirements

9 Seater Minibus

Environmental requirements

Engine must comply to Euro 5 emissions standards as a minimum (Euro 6 if operating in or around City Urban Clean Air Zones)
Or full Electric vehicle option

Mandatory Requirements

LCV fleet - general

- ✓ All necessary paperwork for vehicle and ancillary equipment
- ✓ All safety decals in place and legible
- ✓ Operator instructions must be with the vehicle
- ✓ Speed limited at 70 mph
- ✓ Audible reversing alarm with cut out switch
- ✓ Rear proximity sensors
- ✓ Gross and payload weights and licence category prominently displayed
- ✓ Fire extinguisher mounting bracket
- ✓ No Smoking signage
- ✓ Telematics unit
- ✓ EV vehicle only – Max length charging cables

LCV Fleet - specific

- ✓ 9 Seats (including driver)
- ✓ N/S Side load door
- ✓ All access and egress steps and handles in high visibility finish ensuring 3 points of contact is achievable
- ✓ Wheel nut indicators

Operator - general

- ✓ Satisfy all requirements of Balfour Beatty Commercial Vehicle policy (OPSP0010)
- ✓ Attend full induction prior to starting work
- ✓ Be briefed on the site specific Plant, Vehicle and People Management Plan (PVPMP) and check for overhead obstructions and hazards
- ✓ Be signed onto the appropriate Safe System of Work documentation for the task

- ✓ Complete Pre-use check sheet/e-inspection
- ✓ Comply with Pre-use and Defect Reporting System
- ✓ Have a competency assessment prior to being put to work
- ✓ Report all unsafe conditions
- ✓ Abide by specific BB Company policies, procedures and permits
- ✓ Always operate/use the vehicle and any ancillary equipment in accordance with manufacturer's instructions/recommendations

Operator - specific

- ✓ Must hold a valid BB Permit to drive.
- ✓ Must have completed the BB Commercial Vehicle driver e-learning training module within the last 3 years.
- ✓ Must observe the laws relating to the driving and operation of vehicles.
- ✓ Must hold a valid category B driving licence (minimum). BE category is required if towing trailers larger than 750Kg.
- ✓ Must adhere to GB Domestic drivers hours rules or EU drivers hours rules to be authorised by Company Nominated Transport Manager.
- ✓ Must carry out a pre-use check and record in writing either using log book or approved APP. Any defect identified must be promptly reported to line Managers/supervisors.
- ✓ Must ensure all loads are adequately secured.
- ✓ Must ensure the vehicle is not overloaded.
- ✓ Must not, use any vehicle in an unsafe or non-compliant condition

Risks & Limitations of Use

Risks

- ♥ Vehicle / People Interface
- ♥ Injury from opening vehicle rear and side doors

Limitations of use

- ♥ Do not use if equipment is, or appears to be damaged
- ♥ 3 points of contact must be made when accessing vehicle
- ♥ Do not use if there are defects that would render the vehicle unroadworthy e.g. Worn out tyres, in-operative lights etc

Note: All persons preparing risk assessments involving vehicles are encouraged to review previous risk assessments undertaken for similar activities and safety alerts

Additional Options

- ? ECE R65 approved roof mounted twin beacon
- ? Chapter 8 to industry standard and operational requirements
- ? Additional signage requirements*
- ? 6 Seat Cab Option
- ? Interior Racking
- ? Additional Load Restraints
- ? Tow bar bracket with 3.5ton double locking dual hitch, safety chain bracket and 13-7 pin adapter
- ? Trailer light board with additional rear number plate (with strobe lights where possible)
- ? Vinyl seat cover set
- ? Fire extinguisher (water or foam with appropriate signage)
- ? First aid kit
- ? Tachograph
- ? Forward facing dash camera
- ? Passenger air bag

*Additional Signage Requirements

- ✓ "Limited to" speed
- ✓ "Diesel Fuel Only"
- ✓ "How's my driving"
- ✓ "3 points of contact"
- ✓ "Zero Harm"

Additional Options need to be specified at the time of order and additional costs will be incurred

Early warning – from July 2025, this Fleet specification will be updated to include mandatory fitment/supply of an audible "Handbrake off" warning system when the driver door is opened to prevent runaway incidents

Fleet (LCV) Specification

DOUBLE CAB DROPSIDE

Ref: HSF-SP-0046JU Version: 5.2

Typical illustration



Core requirements

Long wheel base Double Cab drop side
Up to 3.5T

Environmental requirements

Engine must comply to Euro 5 emissions standards as a minimum (Euro 6 if operating in or around City Urban Clean Air Zones)
Or full Electric vehicle option

Mandatory Requirements

LCV fleet - general

- ✓ All necessary paperwork for vehicle and ancillary equipment
- ✓ All safety decals in place and legible
- ✓ Operator instructions must be with the vehicle
- ✓ Speed limited at 70 mph
- ✓ Audible reversing alarm with cut out switch
- ✓ Rear proximity sensors
- ✓ Gross and payload weights and licence category prominently displayed
- ✓ Fire extinguisher mounting bracket
- ✓ No Smoking signage
- ✓ Telematics unit
- ✓ EV vehicle only – Max length charging cables

LCV Fleet - specific

- ✓ Fall protection system
- ✓ Axle weighing system
- ✓ Rear camera
- ✓ Load rated securing points
- ✓ All access and egress steps and handles in high visibility finish ensuring 3 points of contact is achievable
- ✓ Gantry mounted work light
- ✓ Wheel nut indicators
- ✓ Full steel/mesh bulkhead

Operator - general

- ✓ Satisfy all requirements of Balfour Beatty Commercial Vehicle policy ([OPS-PL-0010](#))
- ✓ Attend full induction prior to starting work
- ✓ Be briefed on the site specific Plant, Vehicle and People Management Plan (PVPMP) and check for overhead obstructions and hazards

- ✓ Be signed onto the appropriate Safe System of Work documentation for the task
- ✓ Complete Pre-use check sheet/e-inspection
- ✓ Comply with Pre-use and Defect Reporting System
- ✓ Have a competency assessment prior to being put to work
- ✓ Report all unsafe conditions
- ✓ Abide by specific BB Company policies, procedures and permits
- ✓ Always operate/use the vehicle and any ancillary equipment in accordance with manufacturer's instructions/recommendations

Operator - specific

- ✓ Must hold a valid BB Permit to drive.
- ✓ Must have completed the BB Commercial Vehicle driver e-learning training module within the last 3 years.
- ✓ Must observe the laws relating to the driving and operation of vehicles.
- ✓ Must hold a valid category B driving licence (minimum). BE category is required if towing trailers larger than 750Kg.
- ✓ Must adhere to GB Domestic drivers hours rules or EU drivers hours rules to be authorised by Company Nominated Transport Manager.
- ✓ Must carry out a pre-use check and record in writing either using log book or approved APP. Any defect identified must be promptly reported to line Managers/supervisors.
- ✓ Must ensure all loads are adequately secured.
- ✓ Must ensure the vehicle is not overloaded.
- ✓ Must not, use any vehicle in an unsafe or non-compliant condition

Risks & Limitations of Use

Risks

- ♥ Falls from bed of vehicle
- ♥ Vehicle / People Interface
- ♥ Injury when opening vehicle drop sides

Limitations of use

- ♥ Do not use if equipment is, or appears to be damaged
- ♥ 3 points of contact must be made when accessing bed of vehicle
- ♥ Fall protection must be used, no access without this is permitted
- ♥ Safe working areas around vehicle to be clearly defined prior to commencement of works
- ♥ Do not use if there are defects that would render the vehicle unroadworthy e.g. Worn out tyres, in-operative lights etc

Note: All persons preparing risk assessments involving vehicles are encouraged to review previous risk assessments undertaken for similar activities and safety alerts

Additional Options

- ? ECE R65 approved roof mounted twin beacon
- ? Chapter 8 to industry standard and operational requirements
- ? Additional signage*
- ? Storage or seats to rear cab
- ? Additional Load Restraints
- ? Tow bar bracket with 3.5ton double locking dual hitch, safety chain bracket and 13-7 pin adapter
- ? Trailer light board with additional rear number plate (with strobe lights where possible)
- ? Fire extinguisher (2Kg Dry powder)
- ? First aid kit mounted in rear
- ? Hand wash with soap dispenser mounted to N/S/F load bed
- ? Load bed mounted tool box
- ? Tail lift
- ? Hand wash with soap dispenser mounted to N/S/F load bed
- ? Rear facing amber strobes mounted to fall protection corner posts
- ? Catloc Security
- ? Tachograph
- ? Forward facing dash camera
- ? Passenger air bag

**Additional Signage Requirements

- ✓ "Limited to" speed
- ✓ "Diesel Fuel Only"
- ✓ "How's my driving"
- ✓ "3 points of contact"
- ✓ "Zero Harm"

Additional Options need to be specified at the time of order and additional costs will be incurred

Early warning – from July 2025, this Fleet specification will be updated to include mandatory fitment/supply of an audible “Handbrake off” warning system when the driver door is opened to prevent runaway incidents

Fleet (LCV) Specification

SHORT WHEEL BASE MID RANGE VAN

Ref: HSF-SP-0046JV Version: 3.2

Typical illustration



Core requirements

Short Wheel base mid-range van
2.6t-3.0t gross vehicle weight

Environmental requirements

Engine must comply to Euro 5 emissions standards as a minimum (Euro 6 if operating in or around City Urban Clean Air Zones)
Or full Electric vehicle option

Mandatory Requirements

LCV fleet - general

- ✓ All necessary paperwork for vehicle and ancillary equipment
- ✓ All safety decals in place and legible
- ✓ Operator instructions must be with the vehicle
- ✓ Speed limited at 70 mph
- ✓ Audible reversing alarm with cut out switch
- ✓ Rear proximity sensors
- ✓ Gross and payload weights and licence category prominently displayed
- ✓ Fire extinguisher mounting bracket
- ✓ No Smoking signage
- ✓ Telematics unit
- ✓ EV vehicle only – Max length charging cables

LCV Fleet - specific

- ✓ All access and egress steps and handles in high visibility finish ensuring 3 points of contact is achievable
- ✓ Non slip floor
- ✓ Load area fully lined including wheel arches
- ✓ Load rated securing points
- ✓ Work lights mounted in rear door aperture
- ✓ Interior lights
- ✓ Axle weighing system
- ✓ Rear camera
- ✓ Wheel nut indicators
- ✓ Full steel/mesh bulkhead

Operator - general

- ✓ Satisfy all requirements of Balfour Beatty Commercial Vehicle policy ([OPS-PL-0010](#))
- ✓ Attend full induction prior to starting work
- ✓ Be briefed on the site specific Plant, Vehicle and People Management Plan (PVPMP) and check for overhead obstructions and hazards

- ✓ Be signed onto the appropriate Safe System of Work documentation for the task
- ✓ Complete Pre-use check sheet/e-inspection
- ✓ Comply with Pre-use and Defect Reporting System
- ✓ Have a competency assessment prior to being put to work
- ✓ Report all unsafe conditions
- ✓ Abide by specific BB Company policies, procedures and permits
- ✓ Always operate/use the vehicle and any ancillary equipment in accordance with manufacturer's instructions/recommendations

Operator - specific

- ✓ Must hold a valid BB Permit to drive.
- ✓ Must have completed the BB Commercial Vehicle driver e-learning training module within the last 3 years.
- ✓ Must observe the laws relating to the driving and operation of vehicles.
- ✓ Must hold a valid category B driving licence (minimum). BE category is required if towing trailers larger than 750Kg.
- ✓ Must adhere to GB Domestic drivers hours rules or EU drivers hours rules to be authorised by Company Nominated Transport Manager.
- ✓ Must carry out a pre-use check and record in writing either using log book or approved APP. Any defect identified. Defects must be promptly reported to line Managers/supervisors.
- ✓ Must ensure all loads are adequately secured.
- ✓ Must ensure the vehicle is not overloaded.
- ✓ Must not, use any vehicle in an unsafe or non-compliant condition

For any clarification or more information regarding this type of equipment please contact the Fleet Service Desk on 01332 476071

Risks & Limitations of Use

Risks

- ♥ Vehicle / people interface
- ♥ Injury from opening vehicle rear and side doors

Limitations of use

- ♥ Do not use if equipment is, or appears to be damaged
- ♥ Do not use if there are defects that would render the vehicle unroadworthy e.g. Worn out tyres, in-operative lights etc

Note: All persons preparing risk assessments involving vehicles are encouraged to review previous risk assessments undertaken for similar activities and safety alerts

Additional Options

- ? ECE R65 approved roof mounted twin beacon
- ? Chapter 8 to industry standard and operational requirements
- ? Additional signage*
- ? Interior Racking / Storage
- ? Load Restraints
- ? Tow bar bracket with 3.5ton double locking dual hitch, safety chain bracket and 13-7 pin adapter
- ? Trailer light board with additional rear number plate (with strobe lights where possible)
- ? Fire extinguisher (2Kg Dry powder)
- ? Over cab storage nett with retaining strip to front edge
- ? Vinyl seat trim
- ? First aid kit mounted in rear
- ? Revolving roof vent
- ? Amber strobes to rear doors individually switched
- ? Catloc Security
- ? Tachograph
- ? Slam locks
- ? Forward facing dash camera
- ? Passenger air bag

*Additional Signage Requirements

- ✓ "Limited to" speed
- ✓ "Diesel Fuel Only"
- ✓ "How's my driving"
- ✓ "3 points of contact"
- ✓ "Zero Harm"

Additional Options need to be specified at the time of order and additional costs will be incurred

Early warning – from July 2025, this Fleet specification will be updated to include mandatory fitment/supply of an audible "Handbrake off" warning system when the driver door is opened to prevent runaway incidents

Fleet (HGV) Specification

MISCELLANEOUS

Ref: HSF-SP-0046JW Version: 3.0

Typical illustration



Specification Details

For use on HGVs that currently do not have a published Fleet Specifications

Environmental requirements

Engine must comply to Euro 5 emissions standards as a minimum (Euro 6 if operating in or around City Urban Clean Air Zones)

Mandatory Requirements

HGV fleet - general

- ✓ All necessary paperwork for vehicle and ancillary equipment
- ✓ Evidence of Pre-hire inspection
- ✓ Inspection records available on request
- ✓ All safety decals in place and legible
- ✓ Operator instructions must be with the vehicle
- ✓ No Smoking signage
- ✓ FORS compliant
- ✓ Wheel nut indicators
- ✓ Passenger and driver's seat with seat belts & head restraints
- ✓ Night Silent Reverse Buzzer with Isolator Switch
- ✓ All access and egress steps and handles in high visibility finish ensuring 3 points of contact is achievable
- ✓ Reverse camera
- ✓ Fire extinguisher storage facility installed in cab for a 2kg fire extinguisher
- ✓ Height warning indicator
- ✓ ECE R65 approved roof mounted twin beacon
- ✓ Telematics unit
- ✓ VTG7 Plate (if applicable)
- ✓ O Licence holder (if applicable)

- ✓ On board weighing system (applicable to tipper type vehicles only)
- ✓ Chapter 8 to industry standard and operational requirements (if applicable)

HGV fleet - specific

When Fitted With Crane

- ✓ Front mounted hook crane
- ✓ Load holding valve (with protective shield if applicable)
- ✓ Radio remote control with not stowed warning buzzer
- ✓ Handbrake interlock
- ✓ Stabiliser legs
- ✓ Stabiliser pads with storage box
- ✓ Work lamps mounted to boom
- ✓ Hook attachment (bearing type)
- ✓ Stabilizer legs equipped with powered leg tilting devices shall be designed so that an operator, standing at a fixed stabilizer control station, does not risk being entrapped by a partly rotated leg when retracting the stabilizer extension
- ✓ From 1 January 2023 unmodified swing-up stabilisers with a fixed control position entrapment risk will not be permitted on Balfour Beatty sites.

When fitted with cage

- ✓ Secondary locking to gates/access

For any clarification or more information regarding this type of equipment please contact the Fleet Service Desk on 01332 476071

Operator - general	Operator - specific
<ul style="list-style-type: none"> ✔ Satisfy all requirements of Balfour Beatty Commercial Vehicle policy (OPSPLO010) ✔ Attend full induction prior to starting work ✔ Be briefed on the site specific Plant, Vehicle and People Management Plan (PVPMP) and check for overhead obstructions and hazards ✔ Be signed onto the appropriate Safe System of Work documentation for the task ✔ Complete Pre-use check sheet/e-inspection ✔ Comply with Pre-use and Defect Reporting System ✔ Have a competency assessment prior to being put to work ✔ Report all unsafe conditions ✔ Abide by specific BB Company policies, procedures and permits ✔ Always operate/use the vehicle and any ancillary equipment in accordance with manufacturer's instructions/recommendations 	<ul style="list-style-type: none"> ✔ Must observe the laws relating to the driving and operation of vehicles ✔ Must hold a valid category C driving licence (minimum). Additional categories required if towing trailers ✔ Must hold a current valid Balfour Beatty Permit to drive ✔ Must hold, and carry when on driving duties, a DVSA issued blue Driver Qualification card ✔ Must hold a DVSA issued tachograph Driver card. ✔ Must adhere to and record Driving hours, rest periods and breaks. applicable regulations either GB Domestic or EU drivers hours rules to be authorised by Company Nominated Transport Manager ✔ Must ensure all loads are adequately secured (if applicable) ✔ Must ensure the vehicle is not overloaded ✔ Must not, use any vehicle in an unsafe or none compliant condition

Risks & Limitations of Use

Risks	Limitations of use
<ul style="list-style-type: none"> ♥ Effect of weather on visibility and working/traffic surfaces ♥ People in operational exclusion zone ♥ Public interface – working alongside 	<ul style="list-style-type: none"> ♥ Do not use if equipment is, or appears to be damaged

Note: All persons preparing risk assessments involving vehicles are encouraged to review previous risk assessments undertaken for similar activities and safety alerts

Additional Options	
<ul style="list-style-type: none"> ? Additional Signage* ? FORS Silver ? White noise reversing alarm ? 4'6" light board with fog lamp and number plate ? Hand wash unit 	<ul style="list-style-type: none"> ? Body mounted fire extinguisher mounting bracket ? Differential Lock ? Forward facing dash camera ? External audible handbrake warning alarm ? Battery isolator

*Additional Signage Requirements
<ul style="list-style-type: none"> ✔ "Limited to" speed ✔ "Diesel Fuel Only" ✔ "How's my driving" ✔ "3 points of contact" ✔ "Zero Harm"

Additional Options need to be specified at the time of order and additional costs will be incurred

Fleet (PSV) Specification

PSV Licensed 17-SEATER MINIBUS

Ref: HSF-SP-0046JX Version: 1.0

Typical illustration



Core requirements

PSV Licensed 17-Seater Minibus

Environmental requirements

Engine must comply to Euro 5 emissions standards as a minimum (Euro 6 if operating in or around City Urban Clean Air Zones)
Or full Electric vehicle option

Mandatory Requirements

PSV Fleet - General

- ✓ All necessary paperwork for vehicle and ancillary equipment
- ✓ All safety decals in place and legible
- ✓ Operator instructions must be with the vehicle.
- ✓ Speed limited at 56 mph.
- ✓ Audible reversing alarm with cut out switch.
- ✓ Rear proximity sensors
- ✓ Gross and payload weights and licence category prominently displayed.
- ✓ Fire extinguisher mounting bracket.
- ✓ No Smoking signage
- ✓ Telematics unit
- ✓ EV vehicle only – Max length charging cables

PSV Fleet - Specific

- ✓ 17 Seats maximum (16 x passengers plus 1 x driver)
- ✓ N/S Side passenger door
- ✓ All access and egress step and handles in high visibility finish ensuring 3 points of contact is achievable.
- ✓ Fire extinguisher (minimum 2kg) containing water or foam and is marked BS 5423 or EN3
- ✓ Fire extinguisher must have a minimum fire rating of at least 8A or 21B.
- ✓ First aid kit
- ✓ If vehicle has glass emergency exits that require a hammer to break open, the hammer must be supplied and easy to access.
- ✓ Wheel nut indicators

PSV Operator - General

- ✓ Satisfy all requirements of Balfour Beatty Commercial Vehicle policy (OPSPL0010)
- ✓ Attend full induction prior to starting work.
- ✓ Be briefed on the site-specific Plant, Vehicle and People Management Plan (PVPMP) and check for overhead obstructions and hazards.
- ✓ Be signed onto the appropriate Safe System of Work documentation for the task.
- ✓ Complete Pre-use check sheet/e-inspection
- ✓ Comply with Pre-use and Defect Reporting System
- ✓ Have a competency assessment prior to being put to work.
- ✓ Report all unsafe conditions.
- ✓ Abide by specific BB Company policies, procedures and permits.
- ✓ Always operate/use the vehicle and any ancillary equipment in accordance with manufacturer's instructions/recommendations

PSV Operator - Specific

- ✓ Must hold a valid BB Permit to drive.
- ✓ Must have completed the BB Commercial Vehicle driver e-learning training module within the last 3 years.
- ✓ Must observe the laws relating to the driving and operation of vehicles.
- ✓ Must hold a valid category D1 driving licence (minimum). D1 licence category **must not** have a 101-restriction code.
- ✓ Must hold a valid PSV Driver Qualification Card (DQC)

For any clarification or more information regarding this type of equipment please contact the Fleet Service Desk on 01332 476071

Balfour Beatty

- ✓ Must hold a current Tachograph Driver card.
- ✓ Must adhere to GB Domestic drivers' hours rules or EU drivers' hours rules to be authorised by Company Nominated Transport Manager.
- ✓ Must carry out a pre-use check and record in writing either using logbook or approved APP. Any defect identified must be promptly reported to line Managers/supervisors.

- ✓ Must not exceed passenger seating capacity.
- ✓ Must report any collisions or incidents to the Group Transport Manager in addition to standard incident procedure.
- ✓ Must not, use any vehicle in an unsafe or noncompliant condition

Risks & Limitations of Use

- Risks**
- ♥ Vehicle / People Interface
 - ♥ Injury to passengers
 - ♥ Injury from opening vehicle rear and side doors.

- Limitations of use**
- ♥ Do not use if equipment is or appears to be damaged.
 - ♥ 3 points of contact must be made when accessing vehicle.
 - ♥ Do not use if there are defects that would render the vehicle unroadworthy e.g., Worn out tyres, in-operative lights etc.

Note: All persons preparing risk assessments involving vehicles are encouraged to review previous risk assessments undertaken for similar activities and safety alerts

- Additional Options**
- ? ECE R65 approved roof mounted twin beacon.
 - ? Chapter 8 to industry standard and operational requirements
 - ? Additional signage requirements*
 - ? Tow bar bracket with 3.5ton double locking dual hitch, safety chain bracket and 13-7 pin adapter.
 - ? Trailer light board with additional rear number plate (with strobe lights where possible)
 - ? Vinyl seat cover set.
 - ? Forward facing dash camera
 - ? Passenger air bag

- *Additional Signage Requirements**
- ✓ "Limited to" speed
 - ✓ "Diesel Fuel Only"
 - ✓ "How's my driving."
 - ✓ "3 points of contact".
 - ✓ "Zero Harm"

Additional Options need to be specified at the time of order and additional costs will be incurred.

Early warning – from July 2025, this Fleet specification will be updated to include mandatory fitment/supply of an audible “Handbrake off” warning system when the driver door is opened to prevent runaway incidents

360° TRACKED EXCAVATOR

Typical Illustration



MANDATORY REQUIREMENTS

Plant Specific

- ✓ 12-month thorough examination certificate
- ✓ Protected cab or FOPS cab structure where risk of falling objects
- ✓ Live tracking system
- ✓ Flashing amber beacon
- ✓ A camera system that can give the operator a min 270° view where it cannot be achieved directly by line of sight – preferably a system with collision avoidance capability
- ✓ Cab steps and handles painted high visibility yellow ensuring 3 points of contact is achievable
- ✓ Seat belts must be fitted and operational
- ✓ Locking doors with key
- ✓ Where access is required at height for security & maintenance purposes, suitable system must be in place to prevent falling from height
- ✓ Track direction indicator
- ✓ Buckets to be supplied with teeth as default
- ✓ Fitted with Human Form Recognition Cameras. See [HSF-SP-0047b](#) HFR Camera System Specification for more details.

Quick hitch:

- ✓ Must comply with HSF-RM-0046c - Safe Use of Quick Hitch Devices
- ✓ Must be fully automatic double locking
- ✓ In Cab quick hitch alarm
- ✓ Manufacturer's operating instruction in cab

Lifting requirements:

- ✓ 6-month thorough examination certificate on lifting accessories

Core requirements

≥9t Steel or Rubber tracked 360° diesel powered excavator.

Environmental requirements

Engine must comply with the Balfour Beatty Emissions Requirements as stated in the UK Reference Material ENV-RM-0011a

Plant Specific Cont...

- ✓ Certified lifting points for all lifting duties
- ✓ Safe load indicator or Rated Capacity indicator
- ✓ Check valves must be fitted to boom & dipper circuits

If used under overhead cables or obstructions:

- ✓ Must be fitted with height restrictors that meets the requirements of BS EN 13849 and indication on machine

If used adjacent to live traffic:

- ✓ Must be fitted with slew restrictors that meet the requirements of BS EN 13849

Operator Specific

- ✓ Must be able to demonstrate they are fit for work
- ✓ Operators must be competent and hold a valid industry recognised competence card – as per BB competency standard
- ✓ Must have a current relevant driving licence if driving on the public highway
- ✓ Ensure that buckets are always carried safely
- ✓ All hoses to be inspected regularly
- ✓ Full site-defined PPE must be worn - loose fitting clothing should be avoided to prevent inadvertent operation of controls
- ✓ Operator to mount and dismount machine using fixed access arrangements and always facing the machine using 3 points of contact
- ✓ Seat belt must be worn
- ✓ Engine must be turned off if approached by others and keys removed from the ignition before leaving the cab unattended for any reason

Operator Specific Cont....

- ✓ Shall stop work if any unauthorised / unsupervised personnel enter their immediate work area
- ✓ Operator must not lean out of seat to view excavation

Quick hitch:

- ✓ Be briefed on "Safe Use of Quick Hitches"
- ✓ Operator shall be trained in how to use specific quick hitch attachments
- ✓ Daily inspection checklist signed off

If used for lifting:

- ✓ Operators must be competent and hold a valid industry recognised competence card – as per BB competency standard
- ✓ A machine specific lifting duty sheet, lift plan and risk assessment to be briefed and understood
- ✓ Be trained in the use of specific lifting attachments
- ✓ When using a lifting eye, a swivel hook must be used to ensure load can be manoeuvred without risk of swinging back or overloading
- ✓ Must know the weights of the loads before lifting

When used near overhead power lines:

- ✓ HSE GS6 "Avoidance of danger from overhead electric power lines" must be followed

Risks

- ♥ Damaging underground services – *Specific BB company's policies & procedures must be adhered to before excavation operations commence.*
- ♥ Safe and clean access into cab & for refuelling
- ♥ Striking overhead obstructions/utility lines
- ♥ Crushing risk in slew zone
- ♥ Overturning due to ground/site conditions particularly when lifting operation being carried out
- ♥ Effect of weather on visibility and working/traffic surfaces
- ♥ Use of accessories – e.g. breaker
- ♥ People in operational exclusion zone

Risks Cont....

- ♥ Public interface – working alongside – consider slew restrictors
- ♥ Large machines 45t plus competent operator required to extend/withdraw tracks for transportation

Limitations of Use

- ♥ Do not use if equipment is, or appears to be damaged
- ♥ Not to be used for lifting operations if operator does not have correct competency or machine documentation is incomplete or has expired
- ♥ No entry into exclusion zone unless signalled by the operator
- ♥ Do not use Zero Tail swing models on excessive slopes

Note: All persons preparing risk assessments involving plant are encouraged to review previous risk assessments undertaken for similar activities and safety alerts

Additional Options

- ? Secondary control activation device
- ? Telematics system c/w geo fencing
- ? Collision Proximity sensor system
- ? Human form recognition anti-collision system
- ? Independent isolation system
- ? Cab Care System
- ? Fire extinguisher in cab of machine
- ? Quarry spec light to indicate seat belt worn
- ? Zero Tail swing ballast/counterweight
- ? Locking caps/covers to fuel and all other tanks
- ? Travel movement alarm
- ? Bladed buckets with teeth
- ? Buckets without teeth
- ? Capability to refuel at ground level
- ? Reflective markers, motorway/highway maintenance sticker and chevrons
- ? Height & slew restrictors that meet the requirements of BS EN 13849

(Additional Options need to be specified at the time of order and additional costs may be incurred)

PLANT AND OPERATOR GENERAL REQUIREMENTS

Plant - General

- ✓ Must be compliant with EC Machinery Directive 2006/42/EC and supplied with a declaration of conformity
- ✓ Evidence of Pre-hire inspection
- ✓ Evidence of regular inspection plus “next service and or inspection due” date sticker
- ✓ Operator instructions manual including load charts must be with the machine
- ✓ All safety decals in place and legible

Operator - General

- ✓ Attend full induction prior to starting work
- ✓ Be briefed on the site-specific Plant, Vehicle and People Management Plan (PVPMP) and check for overhead obstructions and hazards
- ✓ Be signed onto the appropriate Safe System of Work documentation for the task
- ✓ Complete Pre-Use check sheet/e-inspection
- ✓ Comply with Inspection and Defect Reporting System
- ✓ Have a competency assessment prior to being put to work – be familiar with machine
- ✓ Report all unsafe conditions
- ✓ Abide by specific BB Company policies, procedures and permits
- ✓ Always operate/use the equipment in accordance with manufacturer’s instructions / recommendations

For any clarification or more information on this type of equipment please contact
The Service Centre of Excellence on 0114 232 9760

360° WHEELED EXCAVATOR

Typical Illustration



Core requirements

7t to 22t wheeled, self-propelled 360° diesel powered excavator.

Environmental requirements

Engine must comply with the Balfour Beatty Emissions Requirements as stated in the UK Reference Material ENV-RM-0011a

MANDATORY REQUIREMENTS

Plant Specific

- ✓ 12 month thorough examination certificate
- ✓ If used on public highway - compliance with C&U regulations (VED registered, lights, indicators, registration plate's front & rear etc.)
- ✓ Protected cab or FOPS cab structure where risk of falling objects
- ✓ Live tracking system
- ✓ Flashing amber beacon
- ✓ A camera system that can give the operator a min 270° view where it cannot be achieved directly by line of sight
- ✓ Cab steps and handles painted high visibility yellow ensuring 3 points of contact is achievable
- ✓ Seat belts must be fitted and operational
- ✓ Audible reversing alarm
- ✓ Locking doors with key
- ✓ Where access is required at height for security & maintenance purposes, suitable handrails must be in place to prevent falling from height
- ✓ Buckets to be supplied with teeth as default
- ✓ Wheel nut indicators
- ✓ Labelled each side with tyre inflation pressure
- ✓ Fitted with Human Form Recognition Camera. See [HSF-SP-0047b](#) HFR Camera System Specification for more details.

Quick hitch:

- ✓ Must comply with HSF-RM-0046c - Safe Use of Quick Hitch Devices
- ✓ In Cab quick hitch alarm Must be fully automatic double locking
- ✓ Manufacturer's operating instruction in cab

Lifting requirements:

- ✓ 6 month thorough examination certificate on lifting accessories
- ✓ Certified lifting points for all lifting duties
- ✓ Safe load indicator or Rated Capacity indicator
- ✓ Check valves must be fitted to boom & dipper circuits

If used under overhead cables or obstructions:

- ✓ Must be fitted with height restrictors that meets the requirements of BS EN 13849 and indication on machine

If used adjacent to live traffic:

- ✓ Must be fitted with slew restrictors that meet the requirements of BS EN 13849

Operator Specific

- ✓ Must be able to demonstrate they are fit for work
- ✓ Operators must be competent and hold a valid industry recognised competence card – as per BB competency standard
- ✓ Must have a current relevant driving licence if driving on the public highway
- ✓ Ensure that buckets are carried safely at all times
- ✓ All hoses to be inspected regularly
- ✓ Full site-defined PPE must be worn - loose fitting clothing should be avoided to prevent inadvertent operation of controls
- ✓ Operator to mount and dismount machine using fixed access arrangements and always facing the machine using 3 points of contact
- ✓ Seat belt must be worn
- ✓ Engine must be turned off if approached by others and keys removed from the ignition before leaving the cab unattended for any reason

Operator Specific Cont....

- ✓ Shall stop work if any unauthorised/unsupervised personnel enter their immediate work area
- ✓ Operator must not lean out of seat to view excavation
- ✓ Axle locks to be used for wheeled duties
- ✓ Stabilizers must be deployed when excavation duties are being conducted
- ✓ Quick hitch:
 - ✓ Be briefed on "Safe Use of Quick Hitches"
 - ✓ Operator shall be trained in how to use specific quick hitch attachments
- ✓ Daily inspection checklist signed off
- ✓ If used for lifting:
 - ✓ Operators must be competent and hold a valid industry recognised competence card – as per BB competency standard
 - ✓ A machine specific lifting duty sheet, lift plan and risk assessment to be briefed and understood
 - ✓ Be trained in the use of specific lifting attachments
 - ✓ When using a lifting eye, a swivel hook must be used to ensure load can be manoeuvred without risk of swinging back or overloading
 - ✓ Must know the weights of the loads before lifting
 - ✓ When used near overhead power lines:
 - ✓ HSE GS6 "Avoidance of danger from overhead electric power lines" must be followed
 - ✓ Must abide by the Balfour Beatty Tyre Policy

Risks

- ♥ Damaging underground services – *Specific BB company's policies & procedures must be adhered to before excavation operations commence.*
- ♥ Safe and clean access into cab & for refuelling
- ♥ Striking overhead obstructions/utility lines
- ♥ Crushing risk in slew zone
- ♥ Overturning due to ground/site conditions particularly when lifting operation being carried out
- ♥ Effect of weather on visibility and working/traffic surfaces
- ♥ Use of accessories – e.g. breaker
- ♥ People in operational exclusion zone
- ♥ Public interface – working alongside – consider slew restrictors

Limitations of Use

- ♥ Do not use if equipment is, or appears to be damaged
- ♥ Not to be used for lifting operations if operator does not have correct competency or machine documentation is incomplete or has expired
- ♥ No entry into exclusion zone unless signalled by operator
- ♥ Do not use Zero Tail swing models on excessive slopes

Note: All persons preparing risk assessments involving plant are encouraged to review previous risk assessments undertaken for similar activities and safety alerts

Additional Options

- ? Secondary control activation device
- ? Telematics system c/w geo fencing
- ? CCTV/Proximity sensor system
- ? Human form recognition anti-collision system
- ? Independent isolation system
- ? Cab Care System
- ? Fire extinguisher in cab of machine
- ? Zero Tail swing ballast/counterweight
- ? Quarry spec light to indicate seat belt worn
- ? Locking caps/covers to fuel and all other tanks
- ? Travel movement alarm
- ? Bladed buckets with teeth
- ? Buckets without teeth
- ? Capability to refuel at ground level
- ? Reflective markers, motorway/highway maintenance sticker and chevrons
- ? Height & slew restrictors that meet the requirements of BS EN 13849

(Additional Options need to be specified at the time of order and additional costs may be incurred)

PLANT AND OPERATOR GENERAL REQUIREMENTS

Plant - General

- ✓ Must be compliant with EC Machinery Directive 2006/42/EC and supplied with a declaration of conformity
- ✓ Evidence of Pre-hire inspection
- ✓ Evidence of regular inspection plus “next service and or inspection due” date sticker
- ✓ Operator instructions manual including load charts must be with the machine
- ✓ All safety decals in place and legible

Operator - General

- ✓ Attend full induction prior to starting work
- ✓ Be briefed on the site-specific Plant, Vehicle and People Management Plan (PVPMP) and check for overhead obstructions and hazards
- ✓ Be signed onto the appropriate Safe System of Work documentation for the task
- ✓ Complete Pre-Use check sheet/e-inspection
- ✓ Comply with Inspection and Defect Reporting System
- ✓ Have a competency assessment prior to being put to work – be familiar with machine
- ✓ Report all unsafe conditions
- ✓ Abide by specific BB Company policies, procedures and permits
- ✓ Always operate/use the equipment in accordance with manufacturer’s instructions / recommendations

For any clarification or more information on this type of equipment please contact
The Service Centre of Excellence on 0114 232 9760

SUCTION EXCAVATOR

Typical Illustration



Core requirements

Lorry mounted suction / vacuum excavator, 26 or 32t GVW c/w either powered or semi powered booms.

Environmental requirements

Engine must comply with the Balfour Beatty Emissions Requirements as stated in the UK Reference Material ENV-RM-0011a

MANDATORY REQUIREMENTS

Plant Specific

- ✓ Must have whole vehicle type approval if registered after Oct '14
- ✓ Chapter 8 compliant beacons, reflective chevrons and 'Highway/Motorway Maintenance' signage
- ✓ Public Highway compliance with C&U regulations – (VED registered, working Lights, indicators, registration plate's front & rear etc.)
- ✓ Current Operator licence displayed
- ✓ Current MOT plating certificate
- ✓ Compliant with FORS (minimum Bronze spec)
- ✓ Compliant with CLOCS standard
- ✓ Live tracking system
- ✓ Seat belts must be fitted and operational
- ✓ Mirrors (including Class V & VI)/CCTV to satisfy 1m high at 1m distance 360° visibility criteria
- ✓ Reversing camera
- ✓ Audible reversing alarm
- ✓ Daylight running lights
- ✓ Cab steps and handles painted high visibility yellow ensuring 3 points of contact is achievable
- ✓ If the remote control is operated through an umbilical cord, this must extend to allow the operator to work from a place of safety
- ✓ Isolation switch with key
- ✓ Wheel nut indicators
- ✓ Labelled each side with tyre inflation pressure
- ✓ All ground engaging tools must be made of non-conductive material

Plant Specific Cont....

- ✓ Suction nozzles must be made of non-conductive material only
- ✓ No dig suction nozzles for powered booms
- ✓ Emergency stops fitted front and rear
- ✓ Rear work lights
- ✓ Locking doors with key
- ✓ Locking caps/covers to fuel and all other tanks
- ✓ Appropriate warning signage including noise levels
- ✓ Safe access for refuelling, maintenance and to any place where accessories stored
- ✓ Where access is required at height for security & maintenance purposes, suitable system must be in place to prevent falling from height
- ✓ Fire extinguisher fitted in cab
- ✓ First aid kit and eye wash in cab

If used adjacent to live traffic

- ✓ Must be fitted with slew restrictors that meet the requirements of BS EN 13849

Operator Specific

- ✓ Must be able to demonstrate they are fit for work
- ✓ LGV driver Competency requirements - CPCS card category A78E Vacuum Excavator – LGV – semi powered arm / A78F Vacuum Excavator LGV – fully powered arm
- ✓ Must have a valid, minimum category C, driving licence if driving on the public highway
- ✓ Shall hold a current Driver CPC qualification

Operator Specific Cont....

- ✓ A second operator must be in the vicinity of the operation at all times who is fully trained to operate the machine in case of an emergency
- ✓ Competency requirement for second operator (Non LGV driver) – CPCS A78G semi powered arm / A78H fully powered arm
- ✓ Second operator must hold minimum NPORS Vehicle Marshall competency
- ✓ In compliance with HSF-RM-0018a, suction excavator operators must have as a minimum NRSWA operative competency
- ✓ All operators must be minimum NPORS trained in Working at Height and safety harness use
- ✓ Driver must have CLOCS standard training competency
- ✓ Must comply with the Drivers Hours Regulations
- ✓ Vehicle Daily inspection checklist signed off
- ✓ Excavator Daily inspection checklist signed off
- ✓ Full site-defined fire retardant PPE must be worn – non loose fitting
- ✓ A full exclusion zone must be established around the operation which must include the operating radius of the boom as a minimum
- ✓ Operators to mount and dismount machine using fixed access arrangements and always facing the machine using 3 points of contact
- ✓ Seat belts must be worn (when driving)
- ✓ Cease suction operations & turn off engine if exclusion zone is entered by others.
- ✓ A safe system of work must be in place for all working at height activities, including: - hose blockage, maintenance and repairs
- ✓ If fitted with a hydrostatic drive an operator must be present in the driving seat in addition to the operator controlling the machine externally
- ✓ Keys must be removed from the ignition before leaving the cab unattended or cab doors locked if not able to do so

If Remote Control:

- ✓ Specific Emergency Recovery / Rescue Procedures must be established and effectively communicated prior to works commencing

Risks

- ♥ Striking overhead obstructions/utility lines
- ♥ Crushing by boom or manoeuvring vehicle
- ♥ People in operational exclusion zone
- ♥ Noise – hearing protection must be used as appropriate
- ♥ Effect of weather on visibility and working/traffic surfaces
- ♥ Working in live traffic
- ♥ Safe and clean access into cab
- ♥ Safe and clean access for refuelling and maintenance
- ♥ Danger of crushing under un-propped body
- ♥ Public interface – working alongside
- ♥ Disposing of waste products
- ♥ Working at height
- ♥ Service strikes/buried services

Limitations of Use

- ♥ Do not use if equipment is, or appears to be damaged
- ♥ Controls should be secured so that unauthorised operation is effectively prevented when the machine is not in use
- ♥ No steel suction nozzles allowed
- ♥ At no time must anyone work or walk underneath the boom or vacuum nozzle, whether it is being operated or not
- ♥ No entry into exclusion zone unless signalled by operator
- ♥ Non-invasive excavation techniques to be used only, as per manufacturer's instructions.

Note: All persons preparing risk assessments involving plant are encouraged to review previous risk assessments undertaken for similar activities and safety alerts

Additional Options

- ? Telematics system c/w geo fencing
- ? On board weighing systems
- ? Independent isolation system
- ? 360° "Birdseye view" camera system
- ? Remote hydrostatic drive
- ? CCTV/Proximity sensor system

- ? Base colour to be conspicuous as per Highways Agency chapter 8

(Additional Options need to be specified at the time of order and additional costs may be incurred)

PLANT AND OPERATOR GENERAL REQUIREMENTS

Plant - General

- ✓ Must be compliant with EC Machinery Directive 2006/42/EC and supplied with a declaration of conformity
- ✓ Evidence of Pre-hire inspection
- ✓ Evidence of regular inspection plus “next service and or inspection due” date sticker
- ✓ Operator instructions manual must be with the machine
- ✓ All safety decals in place and legible

Operator - General

- ✓ Attend full induction prior to starting work
- ✓ Be briefed on the site-specific Plant, Vehicle and People Management Plan (PVPMP) and check for overhead obstructions and hazards
- ✓ Be signed onto the appropriate Safe System of Work documentation for the task
- ✓ Complete Pre-Use check sheet/e-inspection
- ✓ Comply with Inspection and Defect Reporting System
- ✓ Have a competency assessment prior to being put to work – be familiar with machine
- ✓ Report all unsafe conditions
- ✓ Abide by specific BB Company policies, procedures and permits
- ✓ Always operate/use the equipment in accordance with manufacturer’s instructions / recommendations

For any clarification or more information on this type of equipment please contact

The Suction Excavator Team on 01332 288362

PLANT ACCESSORIES & ATTACHMENTS

Typical Illustration



Core requirements

Specification is intended to be used with accessories manufactured by a different organisation to the host item of plant.

Examples include piling hammers, breakers, flails, spreading hoppers, post knockers, post hole borers, geo-sampling equipment, telescopic crane and agricultural attachments.

Where specific guidance exists, e.g. with quick hitches, this should be prioritised ahead of this generic document.

MANDATORY REQUIREMENTS

Plant Specific

- ✓ All accessories must be compatible with the host machine (hydraulic flow, pressures, weight etc.) and clearly marked
- ✓ All accessories should be installed and tested by a competent person - preferably from the supplier
- ✓ All accessories must be designed for the purpose for which they are proposed to be used and for the item of plant and connection system to which they are to be connected. No ad-hoc arrangements will be acceptable
- ✓ Accessory manufacturer's instructions for installation and correct sequence must be followed
- ✓ Accessory manufacturer's instructions for operation and maintenance of the equipment must be present with the machine
- ✓ Accessories to be installed and maintained on a hard level surface at least 10m away from any water course or drainage system
- ✓ Check compatibility with quick hitches if they are to be used
- ✓ All moving parts to be adequately guarded
- ✓ All attachments/accessories to be hydraulically powered (not mechanical)
- ✓ Where a Balfour Beatty pre-use checklist for a non-standard accessory is not available then one should be prepared in conjunction with the supplier

Plant Specific Cont....

- ✓ Stability test must be carried out with the attachment fitted and maximum working gradients must be clearly marked

Operator Specific

- ✓ Must be able to demonstrate they are fit for work
- ✓ Must be suitably trained and competent in the use of this type of attachment
- ✓ Relevant competency for host item of plant
- ✓ Ensure machine and ancillary equipment is operated in accordance with manufacturer's instructions and in accordance with his/her training
- ✓ Full site-defined PPE must be worn – non loose fitting as controls can be caught inadvertently
- ✓ Shall stop work if any unauthorised/unsupervised personnel enter their immediate work area
- ✓ All hoses to be inspected regularly

Risks

- ♥ Installing and operating accessories can create hazards of entrapment between plant item and accessory
- ♥ Installing accessories can reduce plant operator visibility and additional aids may be required

Risks Cont....

- ♥ Accessories can increase instability in plant and consideration must be given to ground conditions when preparing working method statements and risk assessments and to the impact of loading from equipment
- ♥ Hydraulic hoses and cables can become trapped between moving parts or between accessories and plant
- ♥ Burst hoses and contamination of water courses
- ♥ Some equipment has operational controls (such as three-point couplings) outside the cab. A specific risk assessment must be undertaken in these cases either to isolate or to operate
- ♥ Care must be taken when operating accessories to segregate equipment from people in accordance with BB standards for managing the interfaces between people and plant
- ♥ Entanglement from Power Take Off (P.T.O) - Guards must be fitted

Limitations of Use

- ♥ Do not use if equipment is, or appears to be damaged
- ♥ A number of accessories are unsuitable for use with quick hitches, including excavator mounted vibration units for sheet piles.

Limitations of Use Cont....

- ♥ When using this method of connection always refer to the manufacturer's recommendations,
- ♥ and note the frequency of equipment inspection may need to be increased
- ♥ Do not exceed the maximum permitted gradient

Note: All persons preparing risk assessments involving plant are encouraged to review previous risk assessments undertaken for similar activities and safety alerts

Additional Options

- ? It is desirable that all accessories are installed in the suppliers yard and only by exception and with the appropriate risk assessment are they installed in the field
- ? Instructions from plant supplier for connecting specific accessory to specific item of plant

(Additional Options need to be specified at the time of order and additional costs may be incurred)

Plant and Operator General Requirements overleaf

PLANT AND OPERATOR GENERAL REQUIREMENTS

Plant - General

- ✓ Must be compliant with EC Machinery Directive 2006/42/EC and supplied with a declaration of conformity
- ✓ Evidence of Pre-hire inspection
- ✓ Evidence of regular inspection plus “next service and or inspection due” date sticker
- ✓ Operator instructions manual including load charts must be with the machine
- ✓ All safety decals in place and legible

Operator - General

- ✓ Attend full induction prior to starting work
- ✓ Be briefed on the site-specific Plant, Vehicle and People Management Plan (PVPMP) and check for overhead obstructions and hazards
- ✓ Be signed onto the appropriate Safe System of Work documentation for the task
- ✓ Complete Pre-Use check sheet/e-inspection
- ✓ Comply with Inspection and Defect Reporting System
- ✓ Have a competency assessment prior to being put to work – be familiar with machine
- ✓ Report all unsafe conditions
- ✓ Abide by specific BB Company policies, procedures and permits
- ✓ Always operate/use the equipment in accordance with manufacturer’s instructions / recommendations

For any clarification or more information on this type of equipment please contact

The Service Centre of Excellence on 0114 232 9760

PEDESTRIAN DUMPER

Typical Illustration



Core requirements

Walk behind, diesel or petrol powered, wheeled or tracked, 2 or 4 wheel drive dumper up to 650kg capacity.

Environmental requirements

Engine must comply with the Balfour Beatty Emissions Requirements as stated in the UK Reference Material ENV-RM-0011a

MANDATORY REQUIREMENTS

Plant Specific

- ✓ Must have reverse gear
- ✓ Hand/parking brake
- ✓ Mechanical prop fitted under body (Maintenance purposes only)
- ✓ Locking caps/covers to fuel and all other tanks
- ✓ Isolation switch with key.
- ✓ Tipping linkage – must have no excessive play
Must be fitted with “deadmans” controls

Operator Specific

- ✓ Must be able to demonstrate they are fit for work
- ✓ Full site-defined PPE must be worn - loose fitting clothing should be avoided to prevent inadvertent operation of controls
- ✓ Operator must stand clear if being mechanically loaded
- ✓ Engine must be turned off if approached by others and keys removed from the ignition before leaving unattended for any reason
- ✓ Shall stop work if any unauthorised/unsupervised personnel enter their immediate work area
- ✓ Do not elevate skip whilst moving

Risks

- ♥ High risk of overturning on inclines.
- ♥ Maintenance below skip hazardous and propping arrangement required
- ♥ Effect of weather on visibility and working/traffic surfaces

Limitations of Use

- ♥ Do not use if equipment is, or appears to be damaged
- ♥ No entry into exclusion zone unless signalled by operator
- ♥ Not to be used in an overloaded state

Note: All persons preparing risk assessments involving plant are encouraged to review previous risk assessments undertaken for similar activities and safety alerts

Additional Options

- ? Grassland/sand tyres
- ? Skip loading ramp
- ? Flatbed attachment
- ? Snow plough attachment

(Additional Options need to be specified at the time of order and additional costs may be incurred)

PLANT AND OPERATOR GENERAL REQUIREMENTS

Plant - General

- ✓ Must be compliant with EC Machinery Directive 2006/42/EC and supplied with a declaration of conformity
- ✓ Evidence of Pre-hire inspection
- ✓ Evidence of regular inspection plus “next service and or inspection due” date sticker
- ✓ Operator instructions manual including load charts must be with the machine
- ✓ All safety decals in place and legible

Operator - General

- ✓ Attend full induction prior to starting work
- ✓ Be briefed on the site-specific Plant, Vehicle and People Management Plan (PVPMP) and check for overhead obstructions and hazards
- ✓ Be signed onto the appropriate Safe System of Work documentation for the task
- ✓ Complete Pre-Use check sheet/e-inspection
- ✓ Comply with Inspection and Defect Reporting System
- ✓ Have a competency assessment prior to being put to work – be familiar with machine
- ✓ Report all unsafe conditions
- ✓ Abide by specific BB Company policies, procedures and permits
- ✓ Always operate/use the equipment in accordance with manufacturer’s instructions / recommendations

For any clarification or more information on this type of equipment please contact

The Service Centre of Excellence on 0114 232 9760

HIGH DISCHARGE DUMPER

Typical Illustration



Core requirements

Self-propelled, diesel powered, wheeled and tracked High Discharge dumper up to 2.0t.

Environmental requirements

Engine must comply with the Balfour Beatty Emissions Requirements as stated in the UK Reference Material ENV-RM-0011a

MANDATORY REQUIREMENTS

Plant Specific

- ✓ 12 month thorough examination certificate
- ✓ Supplied with lights and if used on Public Highway compliance with Statutory regulations – (VED registered, working Lights, indicators, registration plate's front & rear etc.)
- ✓ ROPS Structure (fully deployed on delivery)
- ✓ Flashing amber beacons
- ✓ Cab steps and handles painted high visibility yellow ensuring 3 points of contact is achievable
- ✓ Seat belts must be fitted and operational
- ✓ Audible reversing alarm
- ✓ Wheel nut indicators
- ✓ Labelled each side with tyre inflation pressure
- ✓ Mechanical prop fitted under body (Maintenance purposes only)
- ✓ Isolation switch with key.
- ✓ Tipping linkage – must have no excessive play

Operator Specific

- ✓ Pre use check must include manufacturers recommended brake tests
- ✓ Must be able to demonstrate they are fit for work
- ✓ Operators must be competent and hold a valid industry recognised competence card – as per BB competency standard
- ✓ Must have a current relevant driving licence if driving on the public highway

Operator Specific Cont....

- ✓ Full site-defined PPE must be worn - loose fitting clothing should be avoided to prevent inadvertent operation of controls
- ✓ Operator to mount and dismount machine using fixed access arrangements and always facing the machine using 3 points of contact
- ✓ Seat belt must be worn
- ✓ Engine must be turned off if approached by others and keys removed from the ignition before leaving unattended for any reason
- ✓ Shall stop work if any unauthorised/unsupervised personnel enter their immediate work area
- ✓ Operator to dismount whilst being loaded

Risks

- ♥ Safe and clean access into cab
- ♥ Safe and clean access for refueling and maintenance, as well as to lifting equipment storage containers
- ♥ Load path – slewing over site personnel
- ♥ Danger of crushing in slew zone
- ♥ Overturning if lifting duties exceeded, ground capable of withstanding imposed outrigger loadings, underground services
- ♥ Dropped loads – exclusion zone set up around the area of lifting operations, loads consisting of loose material/components to be containerised
- ♥ Striking overhead obstructions/utility lines

Risks Cont....

- ♥ People in operational exclusion zone
- ♥ Jib clash – coordination with adjacent cranes, tall plant
- ♥ Public interface – working alongside – consider slew restrictors
- ♥ All round visibility tools fully operational
- ♥ Effect of weather on visibility and working/traffic surfaces
- ♥ Outrigger pads can be very heavy and awkward shapes. Assessment required in lifting plan.

Limitations of Use

- ♥ Do not use if equipment is, or appears to be damaged
- ♥ No entry into exclusion zone unless signalled by operator
- ♥ Loads should be struck level with the bucket to avoid restricting driver vision
- ♥ Do not elevate skip whilst moving
- ♥ The buckets on side tipping dumpers can protrude significantly when turned to the side creating a hazard to pedestrians
- ♥ A 3 way or side-tipping dumper must be 3 way complete left or right or forward only. Diagonal tipping should be avoided as non-compliance can result in loss of stability
- ♥ Not to be used for towing operations

Note: All persons preparing risk assessments involving plant are encouraged to review previous risk assessments undertaken for similar activities and safety alerts

Additional Options

- ? Tracker unit
- ? Telematics c/w geo fencing
- ? Load measurement device
- ? Hydraulic rams on engine compartment covers to prevent slamming
- ? Quarry spec light to indicate seat belt worn
- ? Safety lever will not engage until the seatbelt is connected
- ? Grassland/sand tyres
- ? Narrow tyres
- ? Locking caps/covers to fuel and all other tanks
(Additional Options need to be specified at the time of order and additional costs may be incurred)

Plant and Operator General Requirements overleaf

PLANT AND OPERATOR GENERAL REQUIREMENTS

Plant - General

- ✓ Must be compliant with EC Machinery Directive 2006/42/EC and supplied with a declaration of conformity
- ✓ Evidence of Pre-hire inspection
- ✓ Evidence of regular inspection plus “next service and or inspection due” date sticker
- ✓ Operator instructions manual including load charts must be with the machine
- ✓ All safety decals in place and legible

Operator - General

- ✓ Attend full induction prior to starting work
- ✓ Be briefed on the site-specific Plant, Vehicle and People Management Plan (PVPMP) and check for overhead obstructions and hazards
- ✓ Be signed onto the appropriate Safe System of Work documentation for the task
- ✓ Complete Pre-Use check sheet/e-inspection
- ✓ Comply with Inspection and Defect Reporting System
- ✓ Have a competency assessment prior to being put to work – be familiar with machine
- ✓ Report all unsafe conditions
- ✓ Abide by specific BB Company policies, procedures and permits
- ✓ Always operate/use the equipment in accordance with manufacturer’s instructions / recommendations

For any clarification or more information on this type of equipment please contact

The Service Centre of Excellence on 0114 232 9760

FORWARD & SIDE TIPPING DUMPER

Typical Illustration



Core requirements

Self-propelled, diesel or battery powered forward or side tipping dumper from 2t to 10t.

Environmental requirements

Engine must comply with the Balfour Beatty Emissions Requirements as stated in the UK Reference Material ENV-RM-0011a

MANDATORY REQUIREMENTS

Plant Specific

- ✓ Supplied with lights and if required for use on the public highway compliance with C&U regulations (VED registered, working lights, indicators, registration plate's front & rear etc.)
- ✓ Flashing amber beacon
- ✓ ROPS Structure (fully deployed on delivery)
- ✓ Full ROPS, FOPS & OPS (Operator Protection System) cab for 6t and above from 5th October 2020
- ✓ Seat belts must be fitted and operational
- ✓ Electronic forward facing collision avoidance system capable of audible and visual warnings to the operator
- ✓ Audible reversing alarm
- ✓ Mechanical prop fitted under body (Maintenance purposes only)
- ✓ Ratchet & release button type handbrake to be fitted
- ✓ Cab steps and handles painted high visibility yellow ensuring 3 points of contact is achievable
- ✓ Locking caps/covers to fuel and all other tanks
- ✓ Wheel nut indicators
- ✓ Labelled each side with tyre inflation pressure
- ✓ 6T and above - Fitted with Human Form Recognition Cameras. See [HSF-SP-0047b](#) HFR Camera System Specification for more details.
- ✓ Below 6T - Electronic forward-facing collision avoidance system capable of audible and visual warnings to the operator

Operator Specific

- ✓ Pre use check must include manufacturers recommended brake tests
- ✓ Must be able to demonstrate they are fit for work
- ✓ Operators must be competent and hold a valid industry recognised competence card – as per BB competency standard
- ✓ Full site-defined PPE must be worn - loose fitting clothing should be avoided to prevent inadvertent operation of controls
- ✓ Operator to mount and dismount machine using fixed access arrangements and always facing the machine using 3 points of contact
- ✓ Seat belt must be worn
- ✓ Engine must be turned off if approached by others and keys removed from the ignition before leaving unattended for any reason
- ✓ Shall stop work if any unauthorised/unsupervised personnel enter their immediate work area
- ✓ Do not elevate skip whilst moving
- ✓ If fitted with ROPS protection **only**, operator must dismount whilst being loaded
- ✓ The operator may remain in cab whilst being loaded, subject to specific risk assessment being carried out, and is one of the Balfour Beatty approved cabled dumpers below

Operator Specific Cont...

Balfour Beatty approved cabbed dumpers and the preferred options are: -

- **JCB HiViz** & cabbed dumpers fitted with hammer glass windshield
- **Wacker Neuson DW & DV** model dumpers fitted with skip guard
- **Thwaites 6t and above** fitted with screen guard
- **Mecalac MDX** model dumpers fitted with screen guard

If towing required:

- ✓ Total train weight must not exceed the rated payload of the machine.
- ✓ Operator must consider stability when towing and the operator must refer to operators manual prior to towing

Risks

- ♥ Safe and clean access into cab & for refuelling
- ♥ High risk of overturning at speed and on inclines
- ♥ Ensure stop blocks used to prevent fall into excavation
- ♥ Maintenance below skip hazardous and propping arrangement required
- ♥ Where turntable dumpers are narrow mouth, extra training must be given to the operator so that the dumper is used correctly
- ♥ Effect of weather on visibility and working/traffic surfaces
- ♥ Only to be used on gradients that are within the machines capability. (Refer to manufacturers manual)

Limitations of Use

- ♥ Do not operate if machine is, or appears to be damaged
- ♥ No entry into exclusion zone unless signalled by operator
- ♥ Do not travel onto stock piles or spoil heaps
- ♥ Loads should be struck level with the bucket to avoid restricting driver vision

Limitations of Use Cont....

- ♥ The buckets on side tipping dumpers can protrude significantly when turned to the side creating a hazard to pedestrians
- ♥ A 3 way or side-tipping dumper must be 3 way complete left or right or forward only. Diagonal tipping should be avoided as non-compliance can result in loss of stability
- ♥ Not to be used for towing unless an approved tow hitch is fitted

Note: All persons preparing risk assessments involving plant are encouraged to review previous risk assessments undertaken for similar activities and safety alerts

Additional Options

- ? Tracker unit
- ? Telematics c/w geo fencing
- ? Hydraulic rams on engine compartment covers to prevent slamming
- ? Approved tow hitch & must have correct pin with chain attached to dumper
- ? Fully cabbed (Mandatory by 5th October 2020)
- ? Load measurement device
- ? Quarry spec light to indicate when seat belt worn
- ? Safety lever will not engage until the seatbelt is connected
- ? Coloured seat belts improve visibility
- ? CCTV/Proximity sensor system
- ? 180° swivel seating arrangement

(Additional Options need to be specified at the time of order and additional costs may be incurred)

PLANT AND OPERATOR GENERAL REQUIREMENTS

Plant - General

- ✓ Must be compliant with EC Machinery Directive 2006/42/EC and supplied with a declaration of conformity
- ✓ Evidence of Pre-hire inspection
- ✓ Evidence of regular inspection plus “next service and or inspection due” date sticker
- ✓ Operator instructions manual including load charts must be with the machine
- ✓ All safety decals in place and legible

Operator - General

- ✓ Attend full induction prior to starting work
- ✓ Be briefed on the site-specific Plant, Vehicle and People Management Plan (PVPMP) and check for overhead obstructions and hazards
- ✓ Be signed onto the appropriate Safe System of Work documentation for the task
- ✓ Complete Pre-Use check sheet/e-inspection
- ✓ Comply with Inspection and Defect Reporting System
- ✓ Have a competency assessment prior to being put to work – be familiar with machine
- ✓ Report all unsafe conditions
- ✓ Abide by specific BB Company policies, procedures and permits
- ✓ Always operate/use the equipment in accordance with manufacturer’s instructions / recommendations

APPROVED IMPACT PROTECTION EQUIPMENT

JCB Hi Viz & Cabbed Dumpers

Hammer glass front windshield as marked below



Wacker Neuson DW & DV Dumpers

Skip Rear mounted guard



Thwaites 6t and above Dumpers

Windshield guard



Mecalac MDX Dumpers

Windshield gua



For any clarification or more information on this type of equipment please contact

The Service Centre of Excellence on 0114 232 9760

DUMP TRUCK

Typical Illustration



Core requirements

Self-propelled, diesel powered articulated or rigid dump truck from 20t to 50t.

Environmental requirements

Engine must comply with the Balfour Beatty Emissions Requirements as stated in the UK Reference Material ENV-RM-0011a

MANDATORY REQUIREMENTS

Plant Specific

- ✓ Supplied with lights and if used on Public Highway compliance with C&U regulations – (VED registered, working Lights, indicators, registration plate's front & rear etc.)
- ✓ Live tracking system
- ✓ Flashing amber beacon
- ✓ ROPS & FOPS Cab Structure c/w safety glass
- ✓ Cab steps and handles painted high visibility yellow ensuring 3 points of contact is achievable
- ✓ Locking doors with keys
- ✓ Wheel nut indicators
- ✓ Seat belts must be fitted & operational
- ✓ Body Up warning system
- ✓ Articulation lock must be fitted and operational
- ✓ Mirrors/CCTV to satisfy 1m high at 1m distance 360° visibility criteria
- ✓ Audible reversing alarm
- ✓ Mechanical prop fitted under body (Maintenance purposes only)
- ✓ Locking caps/covers to fuel and all other tanks
- ✓ Isolation switch with key
- ✓ Tipping linkage – must have no excessive play
- ✓ No tailgates unless specifically requested
- ✓ Where access is required at height for security & maintenance purposes, suitable system must be in place to prevent falling from height
- ✓ Skip Inclinometer that automatically prevents skip from tipping if the angle exceeds 15 degrees and in cab warning device

Plant Specific Cont...

- ✓ Fitted with Human Form Recognition Cameras. See [HSF-SP-0047b](#) HFR Camera System Specification for more details.

Operator Specific

- ✓ Must be able to demonstrate they are fit for work
- ✓ Operators must be competent and hold a valid industry recognised competence card – as per BB competency standard
- ✓ Must have a current relevant driving licence if driving on the public highway
- ✓ Full site-defined PPE must be worn – loose fitting clothing should be avoided to prevent inadvertent operation of controls
- ✓ Operator to mount and dismount machine using fixed access arrangements and always facing the machine using 3 points of contact
- ✓ Seat belt must be worn
- ✓ Engine must be turned off if approached by others and keys removed from the ignition before leaving unattended for any reason
- ✓ Shall stop work if any unauthorised/unsupervised personnel enter their immediate work area
- ✓ Do not elevate skip whilst moving
- ✓ Total train weight must not exceed the rated payload of the machine.
- ✓ SIMRET brake testing. Records to be maintained.

Risks

- ♥ Safe and clean access into cab & for refuelling
- ♥ High risk of overturning at speed and on inclines
- ♥ Striking overhead obstructions/utility lines
- ♥ Maintenance below skip hazardous and propping arrangement required
- ♥ Effect of weather on visibility and working/traffic surfaces
- ♥ Public interface – working alongside
- ♥ Only to be used on gradients that are within the machine's capability. (Refer to manufacturers manual)

Limitations of Use

- ♥ Do not use if equipment is, or appears to be damaged
- ♥ No entry into exclusion zone unless signalled by operator
- ♥ Controls should be secured so that unauthorised operation is effectively prevented when the machine is not in use
- ♥ Not to be used for towing unless an approved tow hitch is fitted

Note: All persons preparing risk assessments involving plant are encouraged to review previous risk assessments undertaken for similar activities and safety alerts

Additional Options

- ? Telematics system c/w geo fencing
- ? Load measurement device
- ? Hydraulic rams on engine compartment covers to prevent slamming
- ? Approved tow hitch & must have correct pin with chain attached to dumper
- ? CCTV/Proximity sensor system
- ? Quarry spec light to indicate when seat belt worn
- ? Safety lever will not engage until the seatbelt is connected
- ? Coloured seat belts improve visibility
- ? Fire extinguisher in cab of machine

(Additional Options need to be specified at the time of order and additional costs may be incurred)

Plant and Operator General Requirements overleaf

PLANT AND OPERATOR GENERAL REQUIREMENTS

Plant - General

- ✓ Must be compliant with EC Machinery Directive 2006/42/EC and supplied with a declaration of conformity
- ✓ Evidence of Pre-hire inspection
- ✓ Evidence of regular inspection plus “next service and or inspection due” date sticker
- ✓ Operator instructions manual including load charts must be with the machine
- ✓ All safety decals in place and legible

Operator - General

- ✓ Attend full induction prior to starting work
- ✓ Be briefed on the site-specific Plant, Vehicle and People Management Plan (PVPMP) and check for overhead obstructions and hazards
- ✓ Be signed onto the appropriate Safe System of Work documentation for the task
- ✓ Complete Pre-Use check sheet/e-inspection
- ✓ Comply with Inspection and Defect Reporting System
- ✓ Have a competency assessment prior to being put to work – be familiar with machine
- ✓ Report all unsafe conditions
- ✓ Abide by specific BB Company policies, procedures and permits
- ✓ Always operate/use the equipment in accordance with manufacturer’s instructions / recommendations

For any clarification or more information on this type of equipment please contact

The Service Centre of Excellence on 0114 232 9760

TRACKED DUMPER

Typical Illustration



Core requirements

Self-propelled, diesel powered, steel or rubber tracked, forward/rear/side tipping dumper from 3t to 15t.

Environmental requirements

Engine must comply with the Balfour Beatty Emissions Requirements as stated in the UK Reference Material ENV-RM-0011a

MANDATORY REQUIREMENTS

Plant Specific

- ✓ Supplied with lights and if used on Public Highway compliance with C&U regulations – (VED registered, working Lights, indicators, registration plate's front & rear etc.)
- ✓ ROPS & FOPS cab structure
- ✓ Live tracking system
- ✓ Mirrors/CCTV to satisfy 1m high at 1m distance 360° visibility criteria
- ✓ Reversing camera
- ✓ Audible reversing alarm
- ✓ Isolation switch with key
- ✓ Flashing amber beacon
- ✓ Cab steps and handles painted high visibility yellow ensuring 3 points of contact is achievable
- ✓ Seat belts must be fitted and operational
- ✓ Mechanical prop fitted under body (Maintenance purposes only)
- ✓ Locking caps/covers to fuel and all other tanks
- ✓ Tipping linkage – must have no excessive play
- ✓ Fitted with Human Form Recognition Cameras. See [HSF-SP-0047b](#) HFR Camera System Specification for more details.

Operator Specific

- ✓ Must be able to demonstrate they are fit for work
- ✓ Operators must be competent and hold a valid industry recognised competence card – as per BB competency standard

Operator Specific Cont....

- ✓ Must have a current relevant driving licence if driving on the public highway
- ✓ Full site-defined PPE must be worn - loose fitting clothing should be avoided to prevent inadvertent operation of controls
- ✓ Operator to mount and dismount machine using fixed access arrangements and always facing the machine using 3 points of contact
- ✓ Seat belt must be worn
- ✓ Engine must be turned off if approached by others and keys removed from the ignition before leaving unattended for any reason
- ✓ Shall stop work if any unauthorised/unsupervised personnel enter their immediate work area
- ✓ Do not elevate skip whilst moving

Risks

- ♥ Safe and clean access into cab & for refuelling
- ♥ High risk of overturning on inclines
- ♥ Ensure stop blocks used to prevent fall into excavation
- ♥ Maintenance below skip hazardous and propping arrangement required
- ♥ Where turntable dumpers are narrow mouth, extra training must be given to the operator so that the dumper is used correctly
- ♥ Effect of weather on visibility and working/traffic surfaces

Risks Cont...

- ♥ Only to be used on gradients that are within the machine's capability. (Refer to manufacturers manual)

Limitations of Use

- ♥ Do not use if equipment is, or appears to be damaged
- ♥ No entry into exclusion zone unless signalled by operator
- ♥ Loads should be struck level with the bucket to avoid restricting driver vision
- ♥ The buckets on side tipping dumpers can protrude significantly when turned to the side creating a hazard to pedestrians
- ♥ A 3 way or side-tipping dumper must be 3 way complete left or right or forward only. Diagonal tipping should be avoided as non-compliance can result in loss of stability

Note: All persons preparing risk assessments involving plant are encouraged to review previous risk assessments undertaken for similar activities and safety alerts

Additional Options

- ? Tracker unit
- ? Telematics system c/w geo fencing
- ? Load measurement device
- ? Skip Inclinometer in cab warning device
- ? Hydraulic rams on engine compartment covers to prevent slamming
- ? CCTV/Proximity sensor system
- ? Travel direction indicator
- ? Locking caps/covers to fuel and all other tanks
- ? Quarry spec light to indicate when seat belt worn
- ? Safety lever will not engage until the seatbelt is connected
- ? Coloured seat belts improve visibility
- ? Fire extinguisher to fitted in cabbed models
- ? Remote control capability

(Additional Options need to be specified at the time of order and additional costs may be incurred)

Plant and Operator General Requirements overleaf

PLANT AND OPERATOR GENERAL REQUIREMENTS

Plant - General

- ✓ Must be compliant with EC Machinery Directive 2006/42/EC and supplied with a declaration of conformity
- ✓ Evidence of Pre-hire inspection
- ✓ Evidence of regular inspection plus “next service and or inspection due” date sticker
- ✓ Operator instructions manual including load charts must be with the machine
- ✓ All safety decals in place and legible

Operator - General

- ✓ Attend full induction prior to starting work
- ✓ Be briefed on the site-specific Plant, Vehicle and People Management Plan (PVPMP) and check for overhead obstructions and hazards
- ✓ Be signed onto the appropriate Safe System of Work documentation for the task
- ✓ Complete Pre-Use check sheet/e-inspection
- ✓ Comply with Inspection and Defect Reporting System
- ✓ Have a competency assessment prior to being put to work – be familiar with machine
- ✓ Report all unsafe conditions
- ✓ Abide by specific BB Company policies, procedures and permits
- ✓ Always operate/use the equipment in accordance with manufacturer’s instructions / recommendations

For any clarification or more information on this type of equipment please contact

The Service Centre of Excellence on 0114 232 9760

SKIDSTEER LOADER

Typical Illustration



MANDATORY REQUIREMENTS

Plant Specific

- ✓ Supplied with lights and if used on Public Highway compliance with C&U regulations – (VED registered, working Lights, indicators, registration plates front & rear etc.)
- ✓ Flashing amber beacon
- ✓ ROPS & FOPS cab structure
- ✓ Seat belts must be fitted and operational
- ✓ Mirrors/CCTV to satisfy 1m high at 1m distance 360° visibility criteria
- ✓ Audible reversing alarm
- ✓ Front & rear work lights
- ✓ Lift arm support (Maintenance purposes only)
- ✓ Locking caps/covers to fuel and all other tanks
- ✓ Isolation switch with key
- ✓ Tipping linkage – must have no excessive play

Operator Specific

- ✓ Must be able to demonstrate they are fit for work
- ✓ Operators must be competent and hold a valid industry recognised competence card – as per BB competency standard
- ✓ Must have a current relevant driving licence if driving on the public highway
- ✓ Full site-defined PPE must be worn - loose fitting clothing should be avoided to prevent inadvertent operation of controls
- ✓ Engine must be turned off if approached by others and keys removed from the ignition before leaving unattended for any reason

Core requirements

Self-propelled, diesel powered, wheeled or rubber tracked, skid steered loader up to 6T gross weight and 1.8T bucket capacity.

Environmental requirements

Engine must comply with the Balfour Beatty Emissions Requirements as stated in the UK Reference Material ENV-RM-0011a

Operator Specific Cont....

- ✓ Shall stop work if any unauthorised/unsupervised personnel enter their immediate work area
- ✓ Do not excessively elevate bucket whilst moving

Risks

- ♥ Safe and clean access into cab & for refuelling
- ♥ High risk of overturning at speed and on inclines
- ♥ Maintenance below bucket hazardous and propping arrangement required
- ♥ Use of accessories – e.g. auger, breaker etc.
- ♥ Effect of weather on visibility and working/traffic surfaces
- ♥ Only to be used on gradients that are within the machines capability. (Refer to manufacturers manual)

Limitations of Use

- ♥ Do not use if equipment is, or appears to be damaged
- ♥ No entry into exclusion zone unless signalled by operator

Additional Options

- ? Camera to be fitted to cathead to give operator clear view of load when blind lifting
- ? Fall restraint system fitted to boom for rigging super-lift
- ? Block stand to be provided when reeving rope into hook block whilst block is lying down
- ? Means for operator to monitor hoist rope tension, e.g. camera or mirror
- ? Red, amber and green high-level illumination to indicate crane working within safe limits
- ? Operator to have 3 years' operating experience

Note: All persons preparing risk assessments involving plant are encouraged to review previous risk assessments undertaken for similar activities and safety alerts

(Additional Options need to be specified at the time of order and additional costs may be incurred)

Plant and Operator General Requirements overleaf

PLANT AND OPERATOR GENERAL REQUIREMENTS

Plant - General

- ✓ Must be compliant with EC Machinery Directive 2006/42/EC and supplied with a declaration of conformity
- ✓ Evidence of Pre-hire inspection
- ✓ Evidence of regular inspection plus “next service and or inspection due” date sticker
- ✓ Operator instructions manual including load charts must be with the machine
- ✓ All safety decals in place and legible

Operator - General

- ✓ Attend full induction prior to starting work
- ✓ Be briefed on the site-specific Plant, Vehicle and People Management Plan (PVPMP) and check for overhead obstructions and hazards
- ✓ Be signed onto the appropriate Safe System of Work documentation for the task
- ✓ Complete Pre-Use check sheet/e-inspection
- ✓ Comply with Inspection and Defect Reporting System
- ✓ Have a competency assessment prior to being put to work – be familiar with machine
- ✓ Report all unsafe conditions
- ✓ Abide by specific BB Company policies, procedures and permits
- ✓ Always operate/use the equipment in accordance with manufacturer’s instructions / recommendations

For any clarification or more information on this type of equipment please contact

The Service Centre of Excellence on 0114 232 9760

WHEELED LOADING SHOVEL

Typical Illustration



Core requirements

Self-propelled, diesel powered articulated or rigid loading shovel from 2t to 22t.

Environmental requirements

Engine must comply with the Balfour Beatty Emissions Requirements as stated in the UK Reference Material ENV-RM-0011a

MANDATORY REQUIREMENTS

Plant Specific

- ✓ 12 month thorough examination certificate
- ✓ 6 month thorough examination certificate on lifting accessories
- ✓ Lifting duty chart displayed on boom or in cab
- ✓ Supplied with lights and if used on Public Highway compliance with C&U regulations – (VED registered, working Lights, indicators, registration plate's front & rear etc.)
- ✓ Flashing amber beacon
- ✓ ROPS for non-cabbed machines
- ✓ ROPS & FOPS for cabbed machines
- ✓ Locking doors with keys
- ✓ Cab steps and handles painted high visibility yellow ensuring 3 points of contact is achievable
- ✓ Live tracking system
- ✓ Wheel nut indicators
- ✓ Seat belts must be fitted & operational
- ✓ Mirrors/CCTV to satisfy 1m high at 1m distance 360° visibility criteria
- ✓ Audible reversing alarm
- ✓ Locking caps/covers to fuel and all other tanks
- ✓ Isolation switch with key.
- ✓ Fitted with Human Form Recognition Cameras. See [HSF-SP-0047b](#) HFR Camera System Specification for more details.

Operator Specific

- ✓ Must be able to demonstrate they are fit for work
- ✓ Operators must be competent and hold a valid industry recognised competence card – as per BB competency standard

Operator Specific Cont....

- ✓ Must have a current relevant driving licence if driving on the public highway
- ✓ Full site-defined PPE must be worn - loose fitting clothing should be avoided to prevent inadvertent operation of controls
- ✓ Operator to mount and dismount machine using fixed access arrangements and always facing the machine using 3 points of contact
- ✓ Seat belt must be worn
- ✓ Engine must be turned off if approached by others and keys removed from the ignition before leaving unattended for any reason
- ✓ Shall stop work if any unauthorised/unsupervised personnel enter their immediate work area
- ✓ Do not excessively elevate bucket whilst moving

Risks

- ♥ Safe and clean access into cab & for refuelling
- ♥ High risk of overturning at speed and on inclines
- ♥ Striking overhead obstructions/utility lines
- ♥ Maintenance below bucket hazardous and propping arrangement required
- ♥ Effect of weather on visibility and working/traffic surfaces
- ♥ Public interface – working alongside
- ♥ Only to be used on gradients that are within the machine's capability. (Refer to manufacturers manual)

Limitations of Use

- ♥ Do not use if equipment is, or appears to be damaged
- ♥ No entry into exclusion zone unless signalled by operator
- ♥ Controls should be secured so that unauthorised operation is effectively prevented when the machine is not in use
- ♥ Lifting operations must only be carried out using the approved lifting points on the machine

Note: All persons preparing risk assessments involving plant are encouraged to review previous risk assessments undertaken for similar activities and safety alerts

Additional Options

- ? Telematics c/w geo fencing
- ? 360° "Birdseye view" camera system
- ? Load measurement device
- ? Hydraulic rams on engine compartment covers to prevent slamming
- ? Fire extinguisher fitted in the cab
- ? Quarry spec light to indicate when seat belt worn
- ? CCTV/Proximity sensor system
- ? 6 in 1 bucket
- ? pallet forks
- ? Sweeper
- ? Log grab

(Additional Options need to be specified at the time of order and additional costs may be incurred)

Plant and Operator General Requirements overleaf

PLANT AND OPERATOR GENERAL REQUIREMENTS

Plant - General

- ✓ Must be compliant with EC Machinery Directive 2006/42/EC and supplied with a declaration of conformity
- ✓ Evidence of Pre-hire inspection
- ✓ Evidence of regular inspection plus “next service and or inspection due” date sticker
- ✓ Operator instructions manual including load charts must be with the machine
- ✓ All safety decals in place and legible

Operator - General

- ✓ Attend full induction prior to starting work
- ✓ Be briefed on the site-specific Plant, Vehicle and People Management Plan (PVPMP) and check for overhead obstructions and hazards
- ✓ Be signed onto the appropriate Safe System of Work documentation for the task
- ✓ Complete Pre-Use check sheet/e-inspection
- ✓ Comply with Inspection and Defect Reporting System
- ✓ Have a competency assessment prior to being put to work – be familiar with machine
- ✓ Report all unsafe conditions
- ✓ Abide by specific BB Company policies, procedures and permits
- ✓ Always operate/use the equipment in accordance with manufacturer’s instructions / recommendations

For any clarification or more information on this type of equipment please contact

The Service Centre of Excellence on 0114 232 9760

TRACKED DOZER

Typical Illustration



Core requirements

Tracked dozer, diesel powered, from 8t – 50t

Environmental requirements

Engine must comply with the Balfour Beatty Emissions Requirements as stated in the UK Reference Material ENV-RM-0011a

MANDATORY REQUIREMENTS

Plant Specific

- ✓ 12 month thorough examination certificate (where applicable)
- ✓ Audible reversing alarm
- ✓ Flashing amber beacon
- ✓ Protected cab or FOPS cab structure where risk of falling objects
- ✓ Mirrors/CCTV to satisfy 1m high at 1m distance 360° visibility criteria
- ✓ Seat belts must be fitted and operational
- ✓ Cab steps and handles painted high visibility yellow ensuring 3 points of contact is achievable
- ✓ Live tracking system
- ✓ Locking caps/covers to fuel and all other tanks
- ✓ Fitted with Human Form Recognition Cameras. See [HSF-SP-0047b](#) HFR Camera System Specification for more details.

If winch fitted:

- ✓ 6 month thorough examination certificate on lifting accessories
- ✓ Where access is required at height for security & maintenance purposes, suitable system must be in place to prevent falling from height

Operator Specific

- ✓ Must be able to demonstrate they are fit for work
- ✓ Operators must be competent and hold a valid industry recognised competence card – as per BB competency standard

Operator Specific Cont....

- ✓ Full site-defined PPE must be worn - loose fitting clothing should be avoided to prevent inadvertent operation of controls
- ✓ Operator to mount and dismount machine using fixed access arrangements and always facing the machine using 3 points of contact
- ✓ Seat belt must be worn
- ✓ Engine must be turned off if approached by others and keys removed from the ignition before leaving the cab unattended for any reason
- ✓ Shall stop work if any unauthorised/unsupervised personnel enter their immediate work area

Risks

- ♥ Damaging underground services – *Specific BB company's policies & procedures must be adhered to before excavation operations commence.*
- ♥ Striking overhead obstructions/utility lines
- ♥ Safe and clean access into cab & for refuelling
- ♥ Consider risk of towed items, e.g. roller
- ♥ People in operational exclusion zone
- ♥ Consider use of banksman
- ♥ Effects of weather on visibility and working/traffic surfaces

Limitations of Use

- ♥ Do not use if equipment is, or appears to be damaged
- ♥ Avoid any personnel on the ground when operating a dozer including dumper & tipper drivers unless a suitable risk assessment has been carried out and control measure implemented
- ♥ No entry into exclusion zone unless signalled by the operator
- ♥ Track adjustments to be carried out by trained competent staff

Note: All persons preparing risk assessments involving plant are encouraged to review previous risk assessments undertaken for similar activities and safety alerts

Additional Options

- ? Telematics system c/w geo fencing
- ? Independent isolation system
- ? Cab Care System
- ? CCTV/Proximity sensor system
- ? 360° "Birdseye view" camera system
- ? Locking caps/covers to fuel and all other tanks
- ? GPS controls for blade as this will reduce the need for people on the ground surveying
- ? 2 way radio communication system
- ? Fire extinguisher in cab of machine

(Additional Options need to be specified at the time of order and additional costs may be incurred)

Plant and Operator General Requirements overleaf

PLANT AND OPERATOR GENERAL REQUIREMENTS

Plant - General

- ✓ Must be compliant with EC Machinery Directive 2006/42/EC and supplied with a declaration of conformity
- ✓ Evidence of Pre-hire inspection
- ✓ Evidence of regular inspection plus “next service and or inspection due” date sticker
- ✓ Operator instructions manual including load charts must be with the machine
- ✓ All safety decals in place and legible

Operator - General

- ✓ Attend full induction prior to starting work
- ✓ Be briefed on the site-specific Plant, Vehicle and People Management Plan (PVPMP) and check for overhead obstructions and hazards
- ✓ Be signed onto the appropriate Safe System of Work documentation for the task
- ✓ Complete Pre-Use check sheet/e-inspection
- ✓ Comply with Inspection and Defect Reporting System
- ✓ Have a competency assessment prior to being put to work – be familiar with machine
- ✓ Report all unsafe conditions
- ✓ Abide by specific BB Company policies, procedures and permits
- ✓ Always operate/use the equipment in accordance with manufacturer’s instructions / recommendations

For any clarification or more information on this type of equipment please contact

The Service Centre of Excellence on 0114 232 9760

TRACTOR

Typical Illustration



Core requirements

Self-propelled, diesel powered Tractor up to 170hp

Environmental requirements

Engine must comply with the Balfour Beatty Emissions Requirements as stated in the UK Reference Material ENV-RM-0011a

MANDATORY REQUIREMENTS

Plant Specific

- ✓ Supplied with lights and if used on Public Highway compliance with C&U regulations – (VED registered, working Lights, indicators, registration plate's front & rear etc.)
- ✓ Front & rear work lights
- ✓ Flashing amber beacon
- ✓ ROPS cab structure
- ✓ Seat belts must be fitted and operational
- ✓ Cab steps and handles painted high visibility yellow ensuring 3 points of contact is achievable
- ✓ Mirrors/CCTV to satisfy 1m high at 1m distance 360° visibility criteria
- ✓ Live tracking system
- ✓ Locking caps/covers to fuel and all other tanks
- ✓ Isolation switch with key
- ✓ If used for towing, must have hydraulic and air braking capability

Operator Specific

- ✓ Must be able to demonstrate they are fit for work
- ✓ Operators must be competent and hold a valid industry recognised competence card – as per BB competency standard
- ✓ Full site-defined PPE must be worn - loose fitting clothing should be avoided to prevent inadvertent operation of controls
- ✓ Seat belt must be worn
- ✓ Operator to mount and dismount machine using fixed access arrangements and always facing the machine using 3 points of contact

Operator Specific Cont....

- ✓ Engine must be turned off if approached by others and keys removed from the ignition before leaving unattended for any reason
- ✓ Ensure machine is operated in accordance with manufactures instructions and in accordance with his/her training
- ✓ Shall stop work if any unauthorised/unsupervised personnel enter their immediate work area

If towing required:

- ✓ Special consideration must be given to weight being towed especially for braking activities
- ✓ Operator must consider stability when towing and the operator must refer to operator's manual prior to towing
- ✓ Ensure correct fuel type is used (red/white diesel) dependant on task. Refer to OPS-TB-0266a - Use of rebated Fuel in Tractors & Telehandlers
- ✓ Must have a current relevant driving licence if driving on the public highway

Risks

- ♥ Safe and clean access into cab & for refuelling
- ♥ High risk of overturning at speed and on inclines
- ♥ Effect of weather on visibility and working/traffic surfaces
- ♥ Only to be used on gradients that are within the machines capability. (Refer to manufacturers manual)

Limitations of Use

- ♥ Do not use if equipment is, or appears to be damaged
- ♥ No entry into exclusion zone unless signalled by operator
- ♥ Not to be used for towing unless an approved tow hitch is fitted

Note: All persons preparing risk assessments involving plant are encouraged to review previous risk assessments undertaken for similar activities and safety alerts

Additional Options

- ? Telematics c/w geo fencing
- ? Hydraulic rams on engine compartment covers to prevent slamming
- ? CCTV/Proximity sensor system
- ? Quarry spec light to indicate when seat belt worn
- ? Coloured seat belts improve visibility
- ? Water filled tyres
- ? Fire extinguisher fitted in cab

(Additional Options need to be specified at the time of order and additional costs may be incurred)

Plant and Operator General Requirements overleaf

PLANT AND OPERATOR GENERAL REQUIREMENTS

Plant - General

- ✓ Must be compliant with EC Machinery Directive 2006/42/EC and supplied with a declaration of conformity
- ✓ Evidence of Pre-hire inspection
- ✓ Evidence of regular inspection plus “next service and or inspection due” date sticker
- ✓ Operator instructions manual including load charts must be with the machine
- ✓ All safety decals in place and legible

Operator - General

- ✓ Attend full induction prior to starting work
- ✓ Be briefed on the site-specific Plant, Vehicle and People Management Plan (PVPMP) and check for overhead obstructions and hazards
- ✓ Be signed onto the appropriate Safe System of Work documentation for the task
- ✓ Complete Pre-Use check sheet/e-inspection
- ✓ Comply with Inspection and Defect Reporting System
- ✓ Have a competency assessment prior to being put to work – be familiar with machine
- ✓ Report all unsafe conditions
- ✓ Abide by specific BB Company policies, procedures and permits
- ✓ Always operate/use the equipment in accordance with manufacturer’s instructions / recommendations

For any clarification or more information on this type of equipment please contact

The Service Centre of Excellence on 0114 232 9760

AGRICULTURAL TRACTOR TRAILER

Typical Illustration



Core requirements

Trailer for agricultural tractor with a maximum gross capacity of 33t, and bed length up to 6m.

MANDATORY REQUIREMENTS

Plant Specific

- ✓ Type approved for use on the UK public Highway in accordance with Directive 2007/46/EC
- ✓ Supplied with lights and if used on public highway - compliance with C&U regulations (indicators, registration plate's etc.)
- ✓ Air braking systems (with over 50% braking performance)
- ✓ Heavy duty sprung drawbar
- ✓ Fixed towing eye
- ✓ Side crash guards
- ✓ D Shackles in trailer bed
- ✓ Spring assisted ramps (where fitted) c/w ratchet strap supports
- ✓ Ratchet type parking brake
- ✓ Heavy duty jockey leg/stay
- ✓ Side tool box
- ✓ Air Coupling parking brake fail safe valve (Type 30 Spring applied) fitted to the front axle

Operator Specific

- ✓ Must be able to demonstrate they are fit for work
- ✓ Operators must be competent and hold a valid industry recognised competence card – as per BB competency standard
- ✓ Full site-defined PPE must be worn - loose fitting clothing should be avoided to prevent inadvertent operation of controls
- ✓ Load positioning – ensure load is correctly positioned to prevent nose overload
- ✓ Load security – load must be securely tied down by approved methods
- ✓ Ensure that towing vehicle and trailer does not exceed rated capacity

Risks

- ♥ Stability during Loading and unloading
- ♥ Maintain the 4m exclusion zone as appropriate
- ♥ Implement sufficient control measures to protect members of the public
- ♥ Ensure that good housekeeping is applied and trailer/vehicle are kept clean and tidy

Limitations of Use

- ♥ Do not use if equipment is, or appears to be damaged
- ♥ Do not load/unload on sloping ground
- ♥ Not to be used in an overloaded state

Note: All persons preparing risk assessments involving plant are encouraged to review previous risk assessments undertaken for similar activities and safety alerts

Additional Options

- ? Hydraulically operated ramps
- ? Full width ramp
- ? Chequer plate ramps
- ? Chequer plate bed
- ? Hydraulic flip toe ramps
- ? Swivel towing eye
- ? Commercial Jack Legs, Hydraulic / Manual Jack Leg

(Additional Options need to be specified at the time of order and additional costs may be incurred)

PLANT AND OPERATOR GENERAL REQUIREMENTS

Plant - General

- ✓ Must be compliant with EC Machinery Directive 2006/42/EC and supplied with a declaration of conformity
- ✓ Evidence of Pre-hire inspection
- ✓ Evidence of regular inspection plus “next service and or inspection due” date sticker
- ✓ Operator instructions manual including load charts must be with the machine
- ✓ All safety decals in place and legible

Operator - General

- ✓ Attend full induction prior to starting work
- ✓ Be briefed on the site-specific Plant, Vehicle and People Management Plan (PVPMP) and check for overhead obstructions and hazards
- ✓ Be signed onto the appropriate Safe System of Work documentation for the task
- ✓ Complete Pre-Use check sheet/e-inspection
- ✓ Comply with Inspection and Defect Reporting System
- ✓ Have a competency assessment prior to being put to work – be familiar with machine
- ✓ Report all unsafe conditions
- ✓ Abide by specific BB Company policies, procedures and permits
- ✓ Always operate/use the equipment in accordance with manufacturer’s instructions / recommendations

For any clarification or more information on this type of equipment please contact

The Service Centre of Excellence on 0114 232 9760

TRACTOR WINCH

Typical Illustration



Core requirements

Self-propelled, diesel powered Tractor up to 170hp with front and or rear mounted winch

Environmental requirements

Engine must comply with the Balfour Beatty Emissions Requirements as stated in the UK Reference Material ENV-RM-0011a

MANDATORY REQUIREMENTS

Plant Specific

- ✓ Supplied with lights and if used on Public Highway compliance with C&U regulations – (VED registered, working Lights, indicators, registration plate's front & rear etc.)
- ✓ Front & rear work lights
- ✓ Flashing amber beacon
- ✓ ROPS Structure
- ✓ Cab steps and handles painted high visibility yellow ensuring 3 points of contact is achievable
- ✓ Seat belts must be fitted and operational
- ✓ Mirrors/CCTV to satisfy 1m high at 1m distance 360° visibility criteria
- ✓ Live tracking system
- ✓ Locking caps/covers to fuel and all other tanks
- ✓ Isolation switch with key
- ✓ If used for towing, must have hydraulic and air braking capability

Operator Specific

- ✓ Operators must be competent and hold a valid industry recognised competence card – as per BB competency standard
- ✓ Evidence of adequate winch and capstan winch training
- ✓ Full site-defined PPE must be worn - loose fitting clothing should be avoided to prevent inadvertent operation of controls
- ✓ Seat belt must be worn
- ✓ Operator to mount and dismount machine using fixed access arrangements and always facing the machine using 3 points of contact

Operator Specific Cont....

- ✓ Engine must be turned off if approached by others and keys removed from the ignition before leaving unattended for any reason
- ✓ Shall stop work if any unauthorised/unsupervised personnel enter their immediate work area

If towing required:

- ✓ Special consideration must be given to weight being towed especially for braking activities
- ✓ Operator must consider stability when towing and the operator must refer to operator's manual prior to towing
- ✓ Ensure correct fuel type is used (red/white diesel) dependant on task. Refer to OPS-TB-0266a - Use of rebated Fuel in Tractors & Telehandlers
- ✓ Must have a current relevant driving licence if driving on the public highway

Risks

- ♥ Safe and clean access into cab & for refuelling
- ♥ High risk of overturning at speed and on inclines
- ♥ Effect of weather on visibility and working/traffic surfaces
- ♥ Only to be used on gradients that are within the machine's capability. (Refer to manufacturers manual)

Limitations of Use

- ♥ Do not use if equipment is, or appears to be damaged
- ♥ No entry into exclusion zone unless signalled by operator
- ♥ Not to be used for towing unless an approved tow hitch is fitted

Note: All persons preparing risk assessments involving plant are encouraged to review previous risk assessments undertaken for similar activities and safety alerts

Additional Options

- ? Telematics c/w geo fencing
- ? Hydraulic rams on engine compartment covers to prevent slamming
- ? CCTV/Proximity sensor system
- ? Quarry spec light to indicate when seat belt worn
- ? Coloured seat belts improve visibility
- ? Water filled tyres
- ? Fire extinguisher in cab of machine

(Additional Options need to be specified at the time of order and additional costs may be incurred)

Plant and Operator General Requirements overleaf

PLANT AND OPERATOR GENERAL REQUIREMENTS

Plant - General

- ✓ Must be compliant with EC Machinery Directive 2006/42/EC and supplied with a declaration of conformity
- ✓ Evidence of Pre-hire inspection
- ✓ Evidence of regular inspection plus “next service and or inspection due” date sticker
- ✓ Operator instructions manual including load charts must be with the machine
- ✓ All safety decals in place and legible

Operator - General

- ✓ Attend full induction prior to starting work
- ✓ Be briefed on the site-specific Plant, Vehicle and People Management Plan (PVPMP) and check for overhead obstructions and hazards
- ✓ Be signed onto the appropriate Safe System of Work documentation for the task
- ✓ Complete Pre-Use check sheet/e-inspection
- ✓ Comply with Inspection and Defect Reporting System
- ✓ Have a competency assessment prior to being put to work – be familiar with machine
- ✓ Report all unsafe conditions
- ✓ Abide by specific BB Company policies, procedures and permits
- ✓ Always operate/use the equipment in accordance with manufacturer’s instructions / recommendations

For any clarification or more information on this type of equipment please contact

The Service Centre of Excellence on 0114 232 9760